

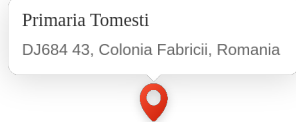
Primaria Tomesti

WEEKLY AIR-QUALITY REPORT

Timp de la: **15/03/2026, 00:00**
Timp până la: **22/03/2026, 00:00**

Numele dispozitivului: **Primaria Tomesti**
Locația dispozitivului: **DJ684 43, Colonia Fabricii, Romania**

Parametrii: **CAQI , NO₂ , O₃ , PM_{2.5} , PM₁₀ , Wind Speed , Wind Direction , CO , SO₂ , R. Humidity , PM₁ , PM₁₀₀ , Pressure , Temperature**



Media indicelui de calitate al aerului (ICA): **35**

Prezentare generală zilnică: Parametrii indicelui de calitate al aerului (ICA)

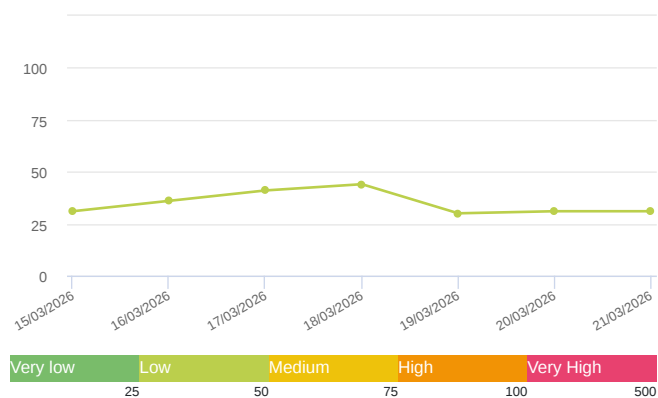
	CAQI AQI	NO ₂ μg/m ³	O ₃ μg/m ³	PM _{2.5} μg/m ³	PM ₁₀ μg/m ³
Average	35	0.11	30.13	14.39	34.31
Maximum	44	4.1	32.97	18.27	43.47
Date	18/03/2026	21/03/2026	16/03/2026	18/03/2026	18/03/2026
Minimum	30	0	27.75	11.74	28.84
Date	19/03/2026	15/03/2026	21/03/2026	19/03/2026	19/03/2026

Prezentare generală zilnică: Alți parametri

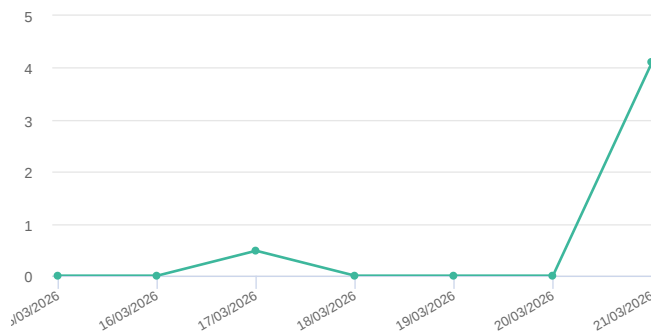
	Wind Speed m/s	Wind Direction degree	Battery %	CO ppb	SO ₂ ppb	R. Humidity %	PM ₁ μg/m ³	PM ₁₀₀ μg/m ³	Pressure hPa	Temperature °C
Average	2.3	90.71	100	327.24	0	51.79	11.99	47.62	986.14	9.01
Maximum	3.9	87.85	100	365.97	0	53.89	15.55	59.01	989.46	10.13
Date	18/03/2026	18/03/2026	15/03/2026	18/03/2026	15/03/2026	16/03/2026	18/03/2026	18/03/2026	18/03/2026	17/03/2026
Minimum	0.54	120.96	100	313.19	0	48.75	9.51	41.12	981.57	8.31
Date	17/03/2026	17/03/2026	15/03/2026	19/03/2026	15/03/2026	21/03/2026	19/03/2026	20/03/2026	15/03/2026	19/03/2026

Media zilnică

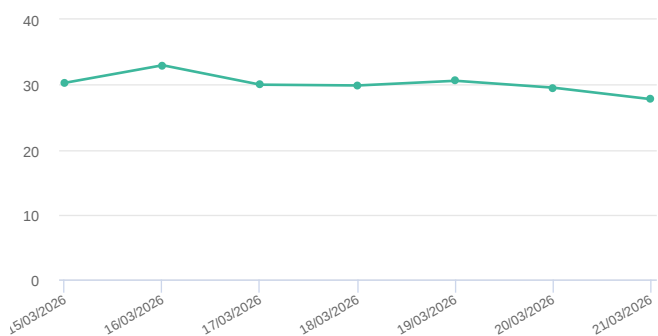
CAQI (AQI)



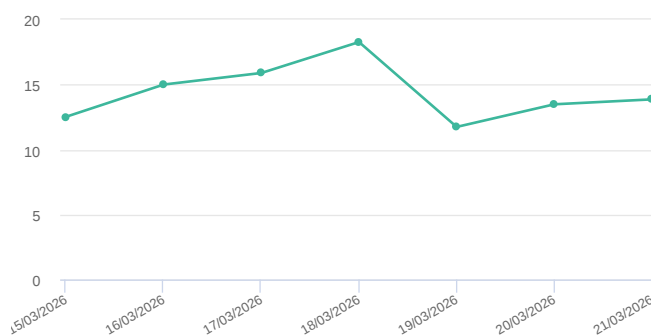
NO₂ (μg/m³)



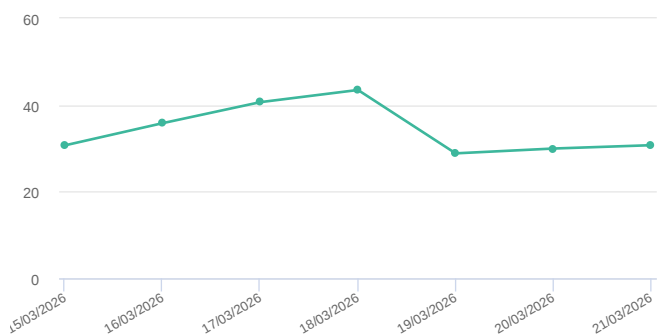
O₃ (μg/m³)



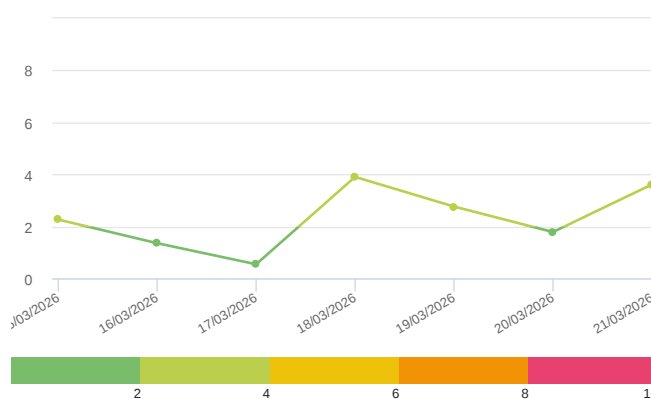
PM_{2.5} (μg/m³)



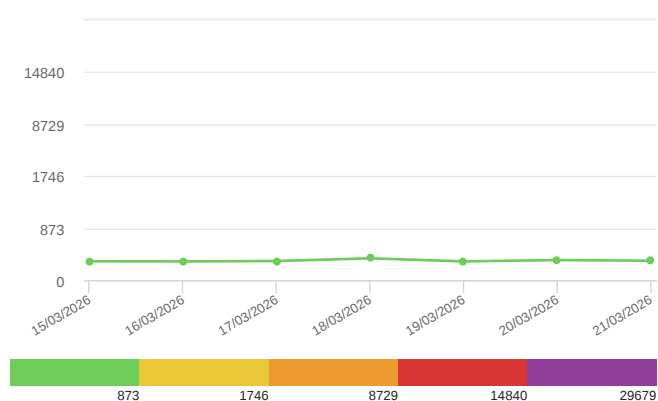
PM₁₀ (μg/m³)



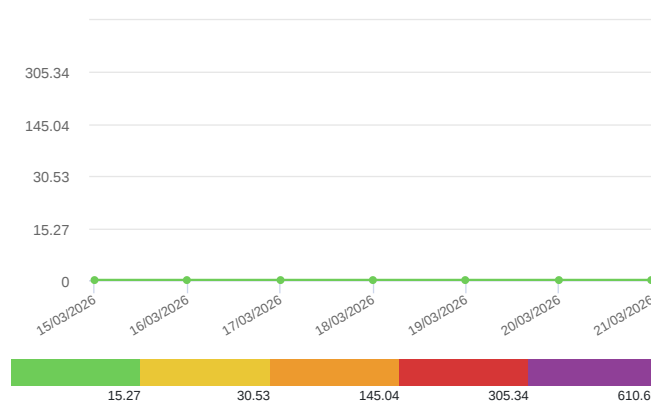
Wind Speed (m/s)

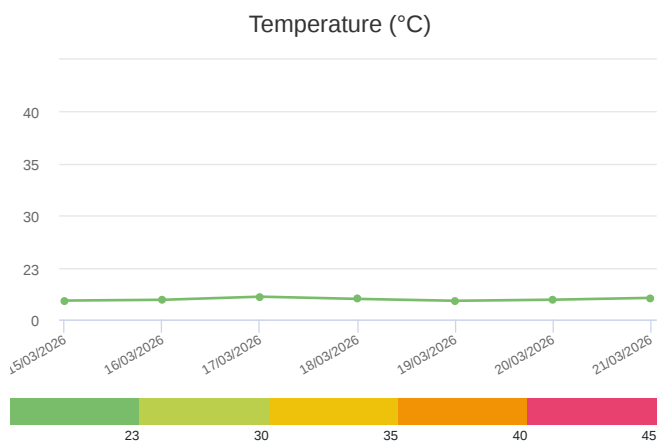
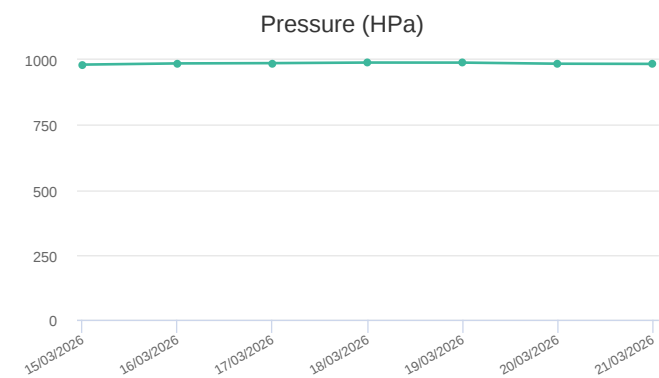
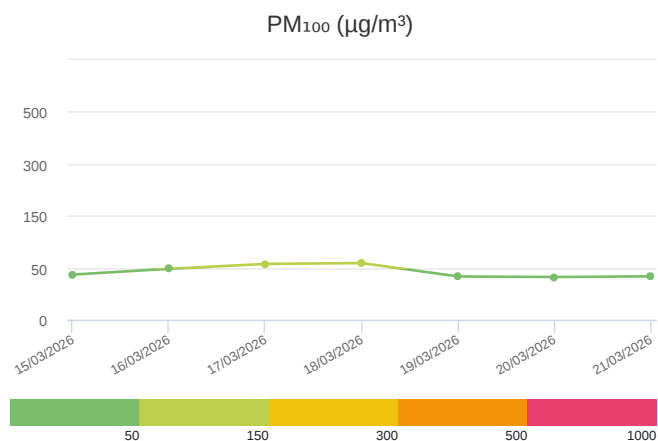
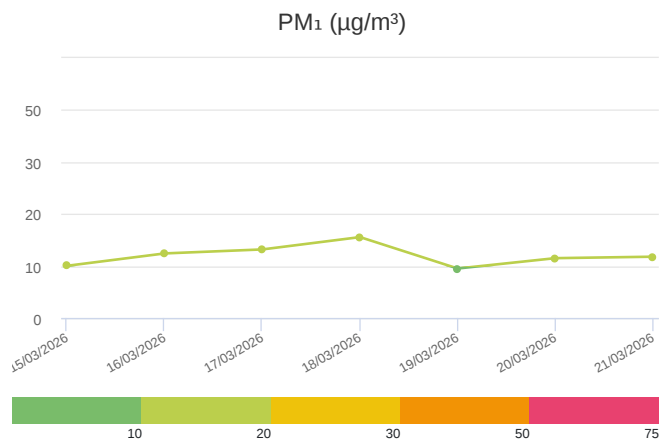
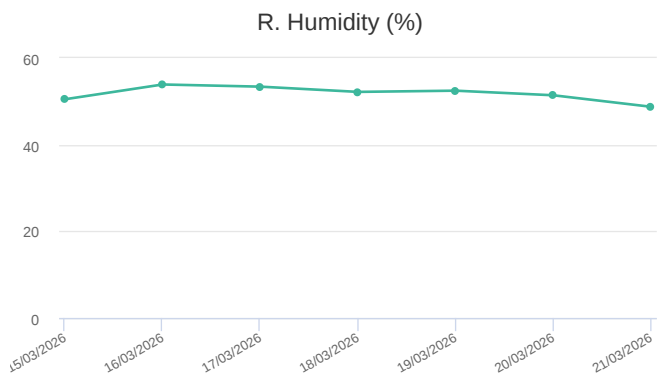


CO (ppb)



SO₂ (ppb)

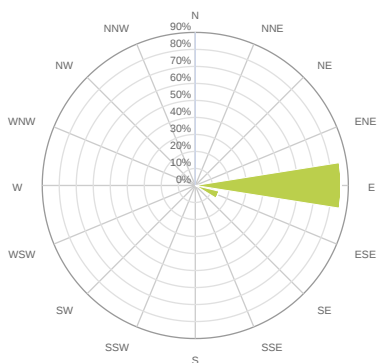




Media zilnică

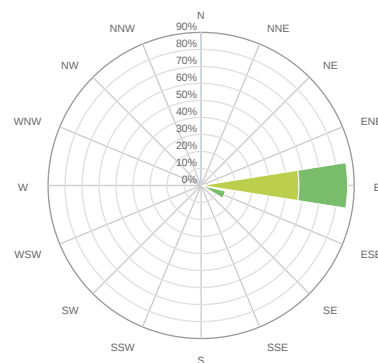
CAQI (AQI)

- > 100
- 75 - 100
- 50 - 75
- 25 - 50
- < 25



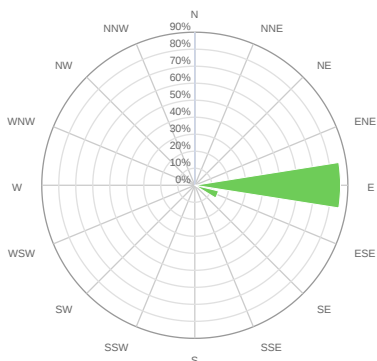
Wind Speed (m/s)

- > 8
- 6 - 8
- 4 - 6
- 2 - 4
- < 2



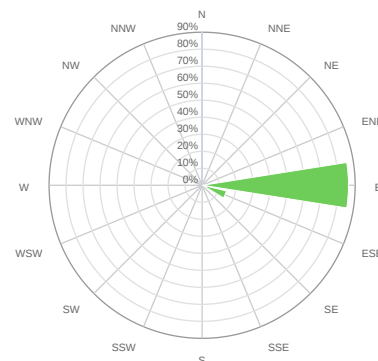
CO (ppb)

- > 14840
- 8729 - 14840
- 1746 - 8729
- 873 - 1746
- < 873



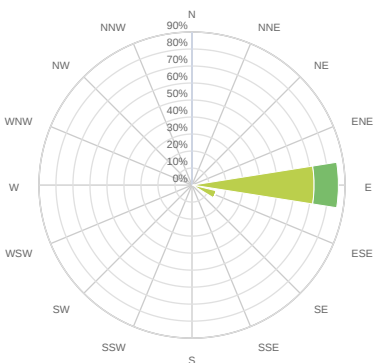
SO₂ (ppb)

- > 305.34
- 145.04 - 305.34
- 30.53 - 145.04
- 15.27 - 30.53
- < 15.27



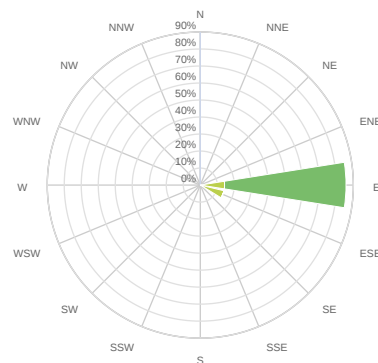
PM₁ (μg/m³)

- > 50
- 30 - 50
- 20 - 30
- 10 - 20
- < 10



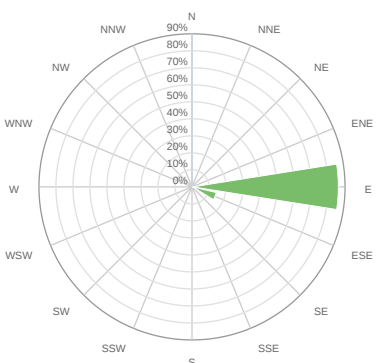
PM₁₀₀ (μg/m³)

- > 500
- 300 - 500
- 150 - 300
- 50 - 150
- < 50



Temperature (°C)

- > 40
- 35 - 40
- 30 - 35
- 23 - 30
- < 23



Alerte

No alerts for the selected date and time range

Parametrii indicelui de calitate al aerului (ICA)

Media zilnică

To Date	CAQI AQI	NO ₂ μg/m ³	O ₃ μg/m ³	PM _{2.5} μg/m ³	PM ₁₀ μg/m ³
15/03/2026, 23:59	31	0	30.27	12.52	30.69
16/03/2026, 23:59	36	0	32.97	15	35.81
17/03/2026, 23:59	41	0.48	29.98	15.89	40.66
18/03/2026, 23:59	44	0	29.86	18.27	43.47
19/03/2026, 23:59	30	0	30.58	11.74	28.84
20/03/2026, 23:59	31	0	29.52	13.48	29.95
21/03/2026, 23:59	31	4.1	27.75	13.86	30.72

Alți parametri

Media zilnică

To Date	Wind Speed m/s	Wind Direction degree	Battery %	CO ppb	SO ₂ ppb	R. Humidity %	PM ₁ μg/m ³	PM ₁₀₀ μg/m ³	Pressure HPa	Temperature °C
15/03/2026, 23:59	2.26	82.05	100	315.84	0	50.48	10.03	43.44	981.57	8.39
16/03/2026, 23:59	1.35	88.34	100	313.38	0	53.89	12.41	49	986.15	8.75
17/03/2026, 23:59	0.54	120.96	100	320.56	0	53.39	13.18	57.39	987.25	10.13
18/03/2026, 23:59	3.9	87.85	100	365.97	0	52.18	15.55	59.01	989.46	9.12
19/03/2026, 23:59	2.76	95.52	100	313.19	0	52.46	9.51	41.62	989.26	8.31
20/03/2026, 23:59	1.78	98.8	100	337.15	0	51.4	11.5	41.12	984.98	8.78
21/03/2026, 23:59	3.61	88.13	100	324.61	0	48.75	11.78	41.76	984.32	9.58

Oizom will not be responsible for Environmental Data accuracy once Validated