

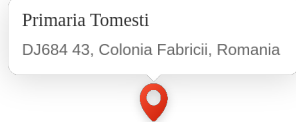
Primaria Tomesti

WEEKLY AIR-QUALITY REPORT

Timp de la: **22/02/2026, 00:00**
Timp până la: **01/03/2026, 00:00**

Numele dispozitivului: **Primaria Tomesti**
Locația dispozitivului: **DJ684 43, Colonia Fabricii, Romania**

Parametrii: **CAQI , NO₂ , O₃ , PM_{2.5} , PM₁₀ , Wind Speed , Wind Direction , CO , SO₂ , R. Humidity , PM₁ , PM₁₀₀ , Pressure , Temperature**



Media indicelui de calitate al aerului (ICA): **41**

Prezentare generală zilnică: Parametrii indicelui de calitate al aerului (ICA)

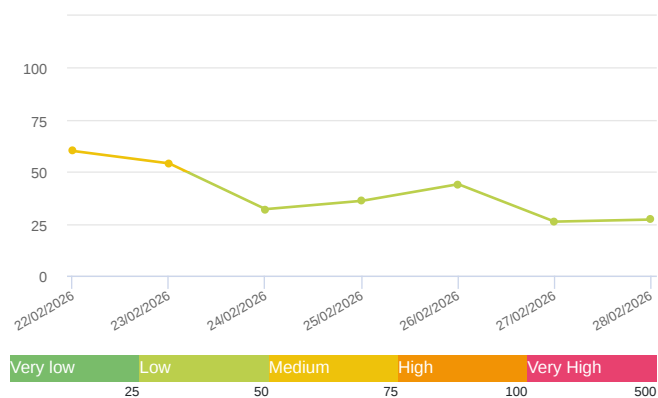
	CAQI AQI	NO ₂ μg/m ³	O ₃ μg/m ³	PM _{2.5} μg/m ³	PM ₁₀ μg/m ³
Average	41	1.06	18.46	20.51	40.12
Maximum	60	4.38	22.24	34.99	64.21
Date	22/02/2026	23/02/2026	28/02/2026	22/02/2026	22/02/2026
Minimum	26	0	10.2	11.85	25.11
Date	27/02/2026	22/02/2026	23/02/2026	27/02/2026	27/02/2026

Prezentare generală zilnică: Alți parametri

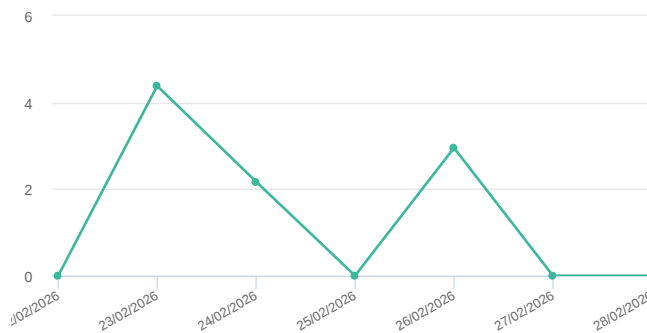
	Wind Speed m/s	Wind Direction degree	Battery %	CO ppb	SO ₂ ppb	R. Humidity %	PM ₁ μg/m ³	PM ₁₀₀ μg/m ³	Pressure HPa	Temperature °C
Average	0.35	285.05	100	402.64	0	77.94	17.81	47.67	993.23	5.37
Maximum	2.76	271.07	100	555.62	0	89.43	31.38	70.68	998.03	7.08
Date	24/02/2026	24/02/2026	22/02/2026	23/02/2026	22/02/2026	24/02/2026	22/02/2026	22/02/2026	26/02/2026	23/02/2026
Minimum	1.09	247.12	100	346.95	0	65.75	10.26	32.73	985.41	3.81
Date	22/02/2026	22/02/2026	22/02/2026	24/02/2026	22/02/2026	28/02/2026	27/02/2026	27/02/2026	24/02/2026	22/02/2026

Media zilnică

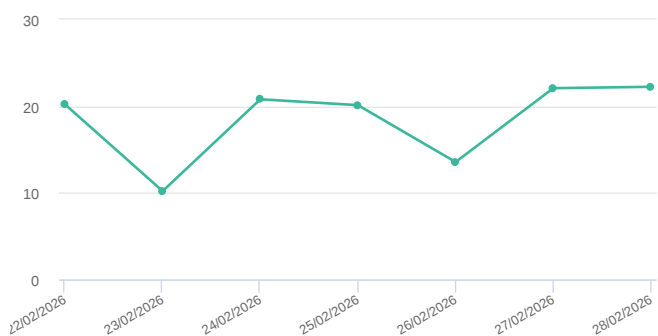
CAQI (AQI)



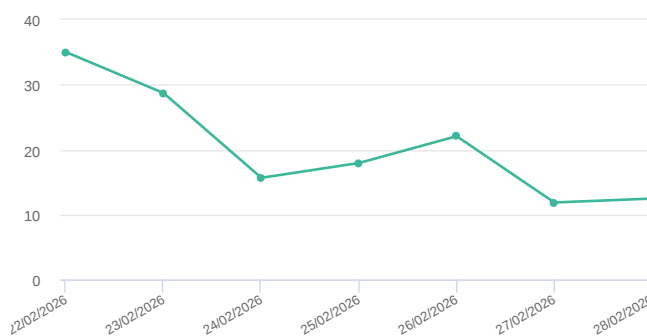
NO₂ (μg/m³)



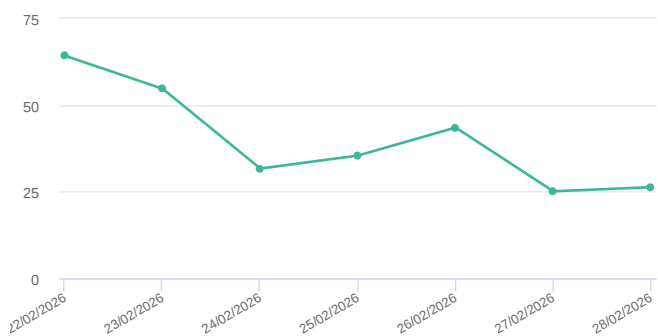
O₃ (μg/m³)



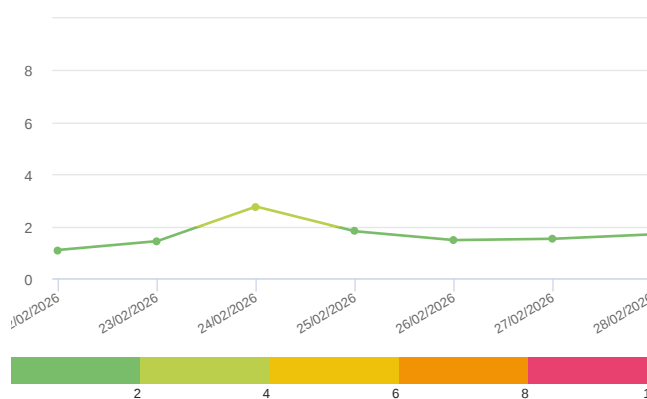
PM_{2.5} (μg/m³)



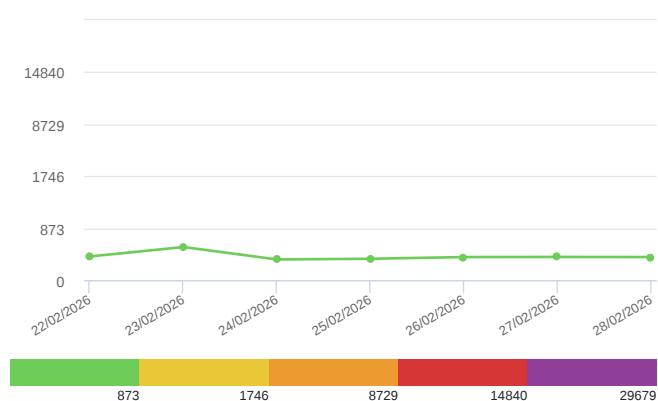
PM₁₀ (μg/m³)



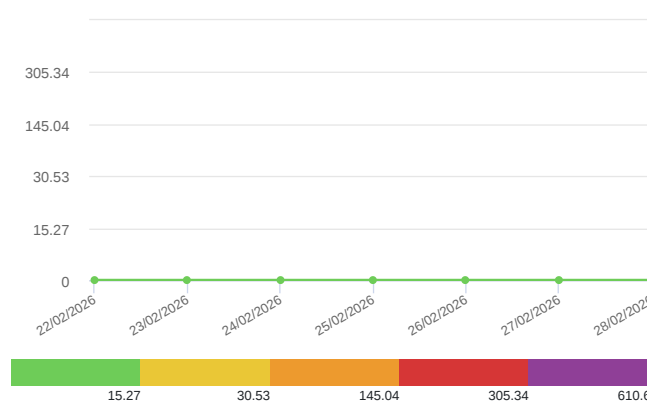
Wind Speed (m/s)



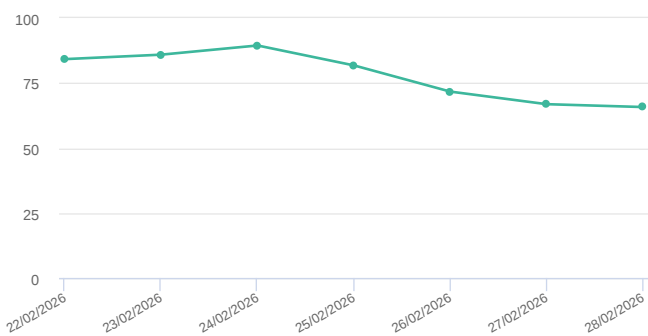
CO (ppb)



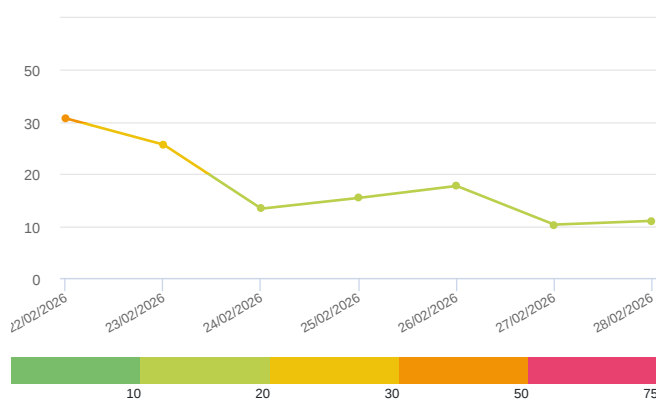
SO₂ (ppb)



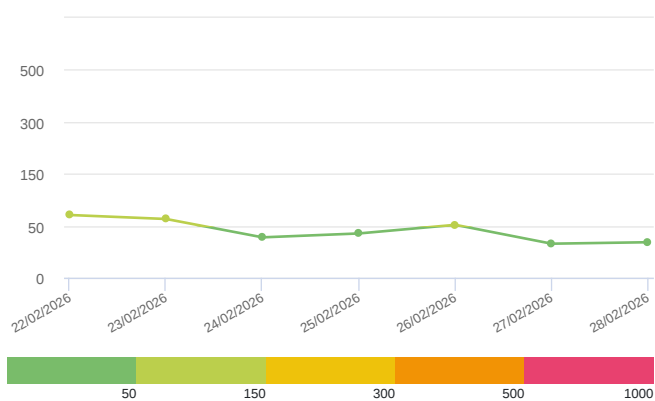
R. Humidity (%)



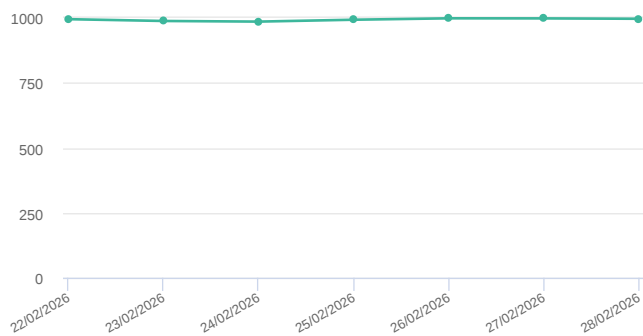
PM₁ (μg/m³)



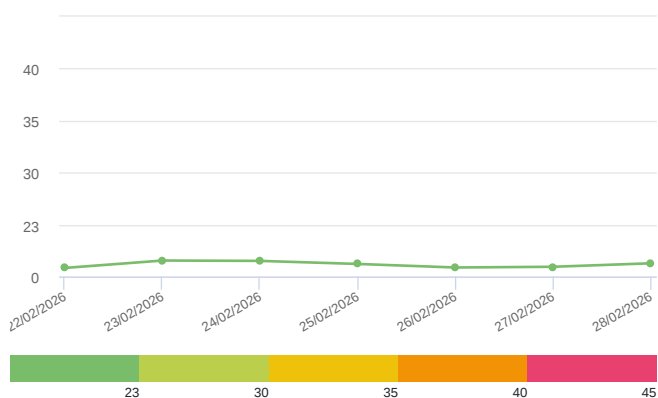
PM₁₀₀ (μg/m³)



Pressure (hPa)

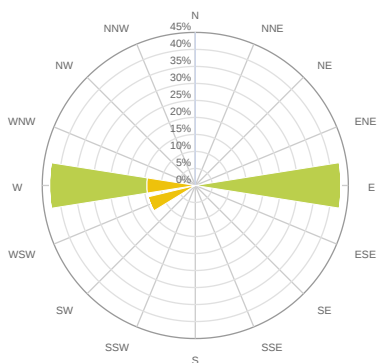



Temperature (°C)

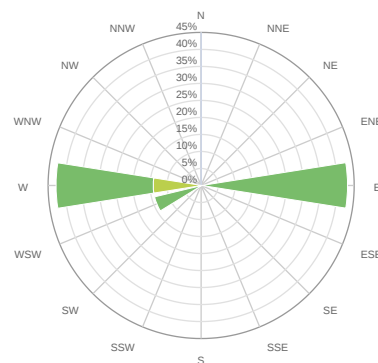


Media zilnică

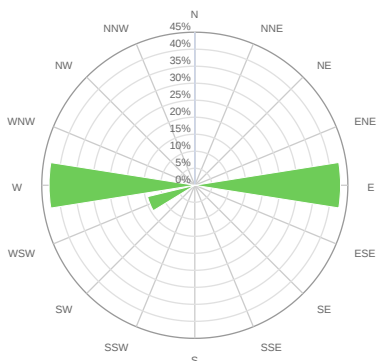
CAQI (AQI)



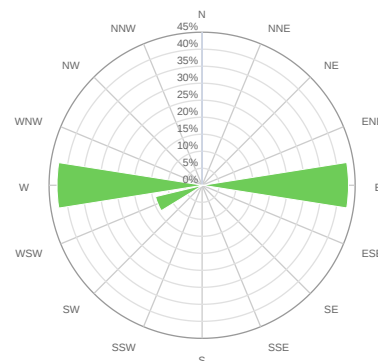
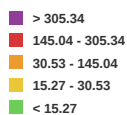
Wind Speed (m/s)



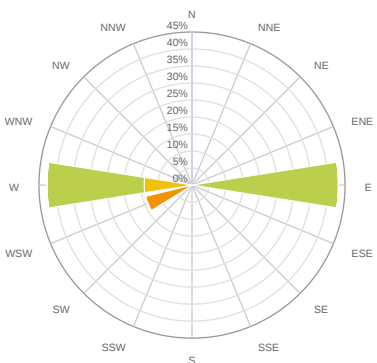

CO (ppb)



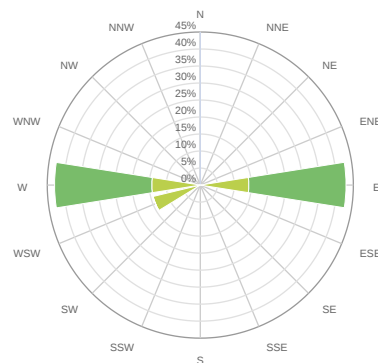
SO₂ (ppb)



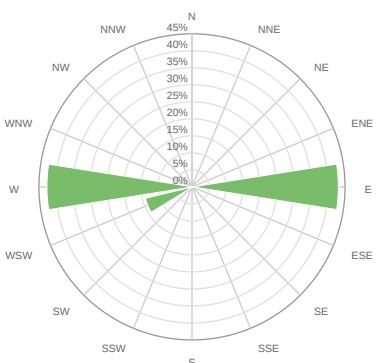

PM₁ (μg/m³)



PM₁₀₀ (μg/m³)



Temperature (°C)



Alerte

No alerts for the selected date and time range

Parametrii indicelui de calitate al aerului (ICA)

Media zilnică

To Date	CAQI AQI	NO ₂ μg/m ³	O ₃ μg/m ³	PM _{2.5} μg/m ³	PM ₁₀ μg/m ³
22/02/2026, 23:59	60	0	20.21	34.99	64.21
23/02/2026, 23:59	54	4.38	10.2	28.68	54.69
24/02/2026, 23:59	32	2.17	20.8	15.65	31.67
25/02/2026, 23:59	36	0	20.12	17.93	35.41
26/02/2026, 23:59	44	2.95	13.56	22.05	43.5
27/02/2026, 23:59	26	0	22.08	11.85	25.11
28/02/2026, 23:59	27	0	22.24	12.45	26.28

Alți parametri

Media zilnică

To Date	Wind Speed m/s	Wind Direction degree	Battery %	CO ppb	SO ₂ ppb	R. Humidity %	PM ₁ μg/m ³	PM ₁₀₀ μg/m ³	Pressure HPa	Temperature °C
22/02/2026, 23:59	1.09	247.12	100	396.26	0	84.18	31.38	70.68	994.69	3.81
23/02/2026, 23:59	1.43	271.41	100	555.62	0	85.9	25.64	62.99	987.81	7.08
24/02/2026, 23:59	2.76	271.07	100	346.95	0	89.43	13.33	38.84	985.41	6.93
25/02/2026, 23:59	1.81	276.11	100	357.87	0	81.77	15.4	42.58	992.66	5.57
26/02/2026, 23:59	1.47	82.01	100	386.98	0	71.69	17.7	51.75	998.03	4
27/02/2026, 23:59	1.52	79.57	100	388.32	0	66.85	10.26	32.73	997.74	4.32
28/02/2026, 23:59	1.69	79.6	100	386.48	0	65.75	10.98	34.15	996.29	5.87

Oizom will not be responsible for Environmental Data accuracy once Validated