

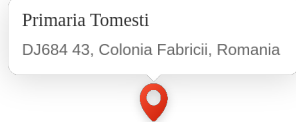
Primaria Tomesti

WEEKLY AIR-QUALITY REPORT

Timp de la: **03/05/2026, 00:00**
Timp până la: **10/05/2026, 00:00**

Numele dispozitivului: **Primaria Tomesti**
Locația dispozitivului: **DJ684 43, Colonia Fabricii, Romania**

Parametrii: **CAQI , PM₁₀ , PM_{2.5} , NO₂ , O₃ , CO , Temperature , Wind Speed , Wind Direction , SO₂ , R. Humidity , PM₁ , PM₁₀₀ , Pressure**



Media indicelui de calitate al aerului (ICA): **21**

Prezentare generală zilnică: Parametrii indicelui de calitate al aerului (ICA)

	CAQI AQI	PM ₁₀ μg/m ³	PM _{2.5} μg/m ³	NO ₂ μg/m ³	O ₃ μg/m ³
Average	21	21.03	7.71	7.78	27.43
Maximum	30	29.01	12.1	12.59	39.54
Date	07/05/2026	07/05/2026	07/05/2026	07/05/2026	05/05/2026
Minimum	16	15.97	4.82	3.69	8.85
Date	03/05/2026	04/05/2026	06/05/2026	03/05/2026	09/05/2026

The data shown above is based on Media zilnică .

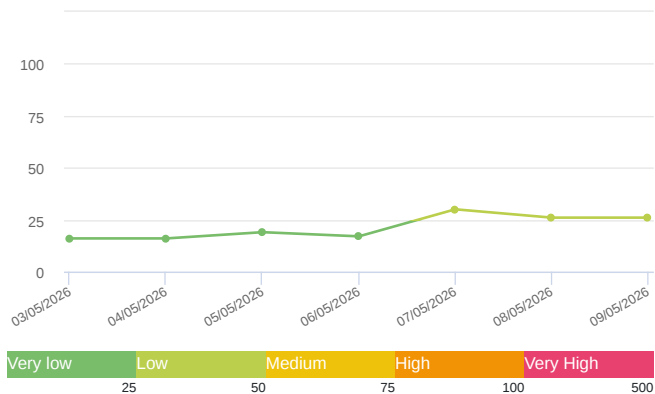
Prezentare generală zilnică: Alți parametri

	CO ppb	Temperature °C	Wind Speed m/s	Wind Direction degree	Battery %	SO ₂ ppb	R. Humidity %	PM ₁ μg/m ³	PM ₁₀₀ μg/m ³	Pressure HPa
Average	281.36	17.86	0.35	62.5	100	0	58.3	6.35	31.46	986.08
Maximum	316.25	20.01	2.4	97.86	100	0	78.97	10.3	39.97	990.45
Date	07/05/2026	08/05/2026	03/05/2026	03/05/2026	03/05/2026	03/05/2026	09/05/2026	07/05/2026	07/05/2026	03/05/2026
Minimum	272.27	13.59	0.13	52.91	100	0	46.56	3.62	25.38	983.21
Date	08/05/2026	03/05/2026	05/05/2026	05/05/2026	03/05/2026	03/05/2026	03/05/2026	06/05/2026	03/05/2026	06/05/2026

The data shown above is based on Media zilnică .

Media zilnică

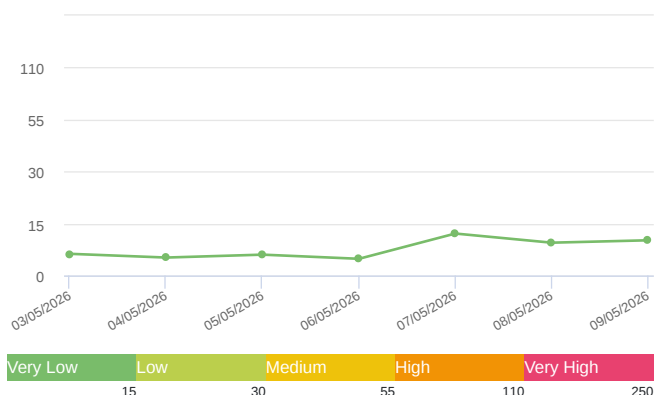
CAQI (AQI)



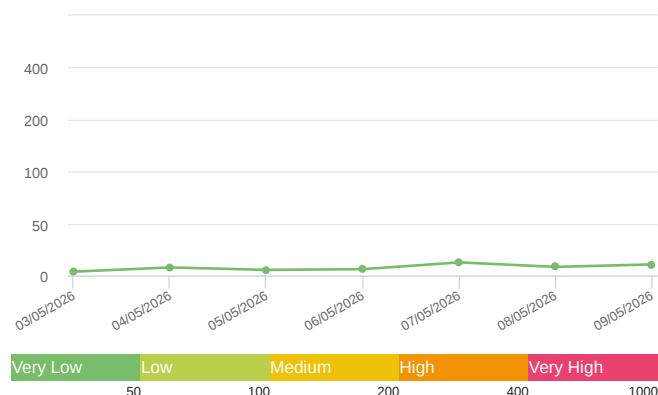
PM₁₀ (μg/m³)



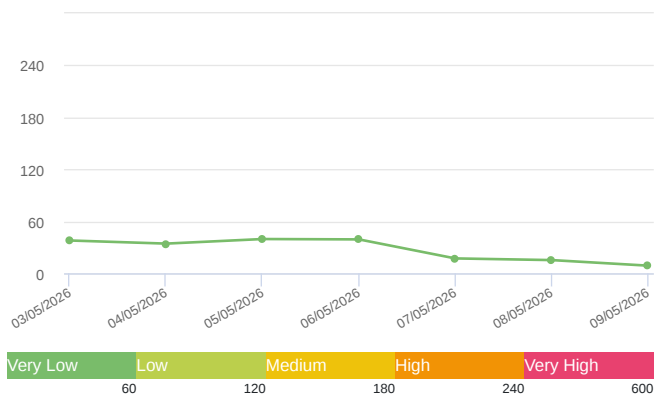
PM_{2.5} (μg/m³)



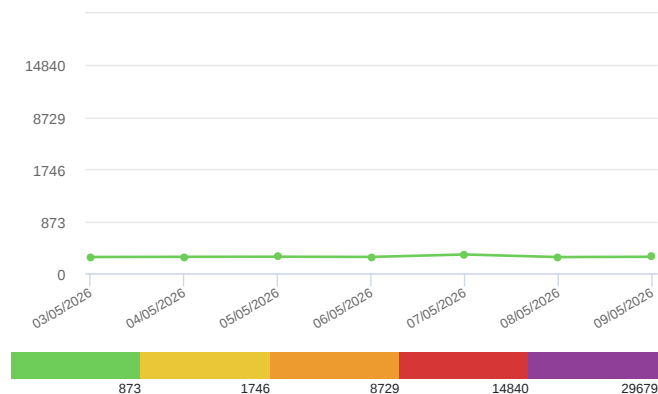
NO₂ (μg/m³)



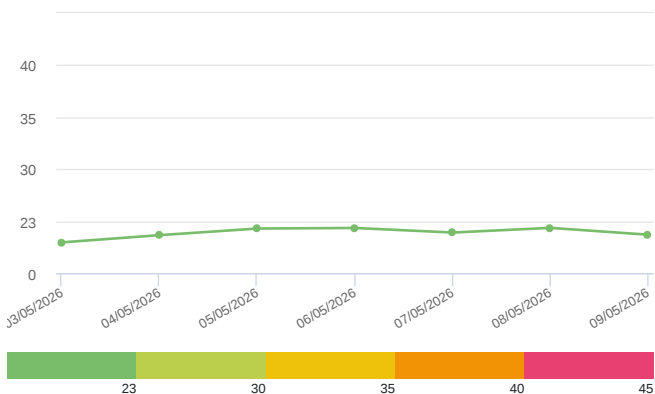
O₃ (μg/m³)



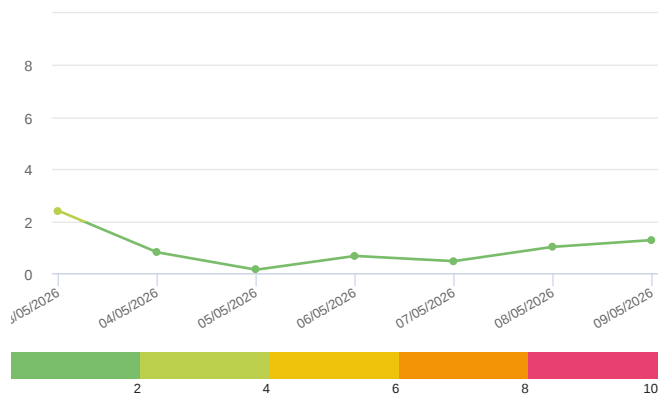
CO (ppb)



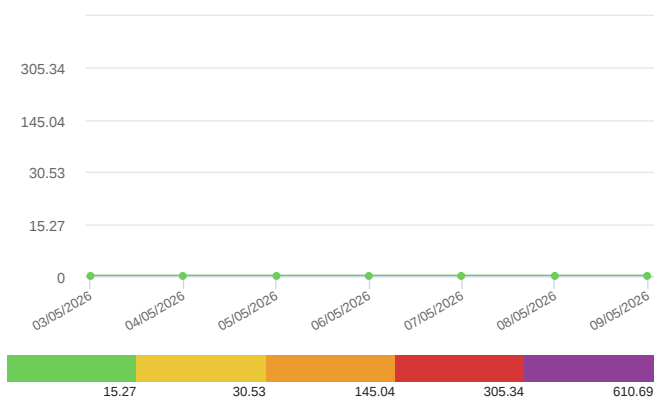
Temperature (°C)



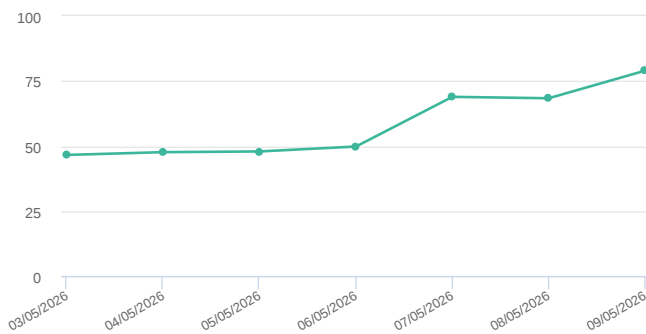
Wind Speed (m/s)



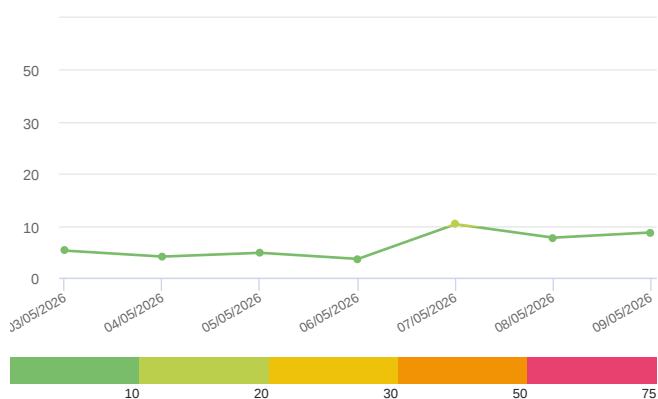
SO₂ (ppb)



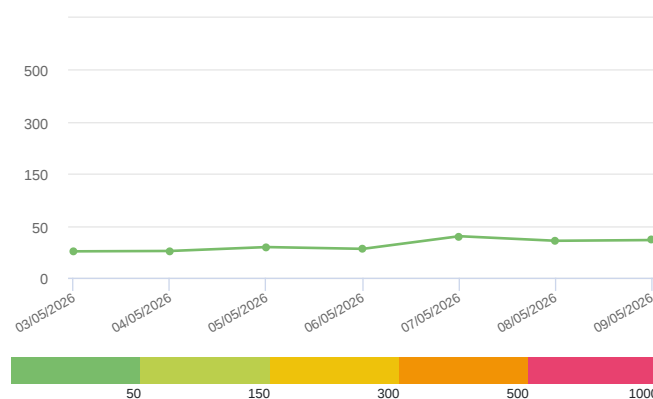
R. Humidity (%)



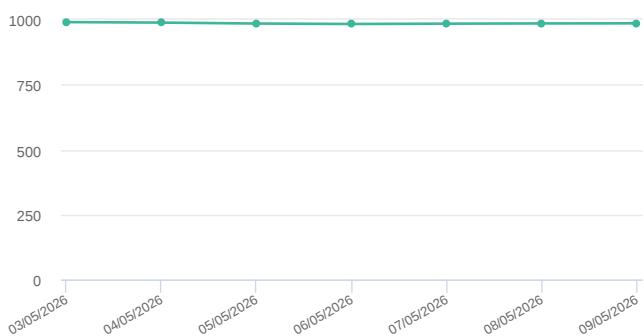
PM₁ (μg/m³)



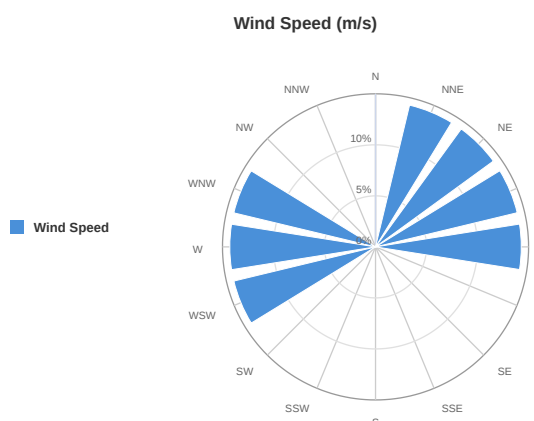
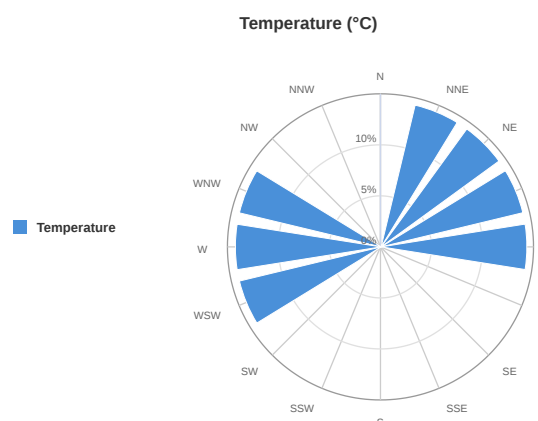
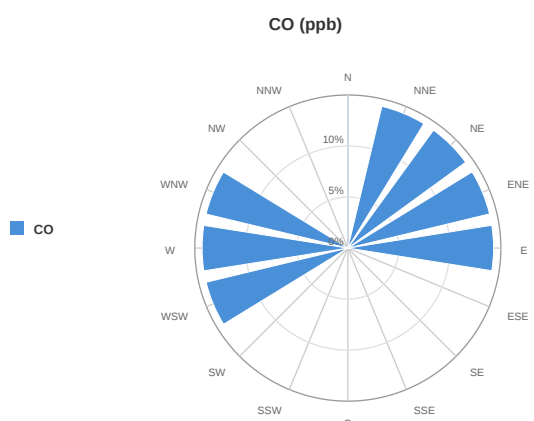
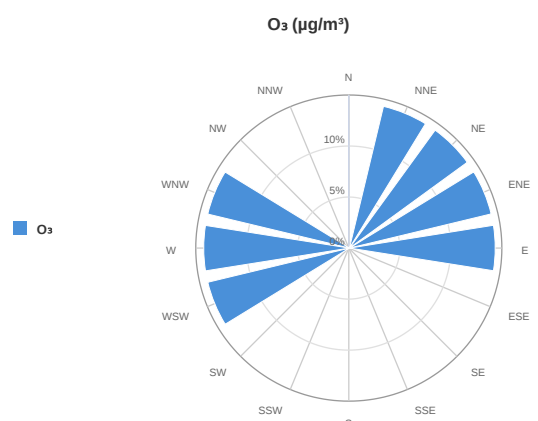
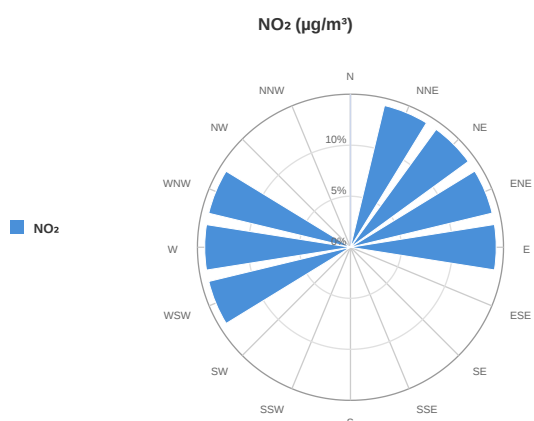
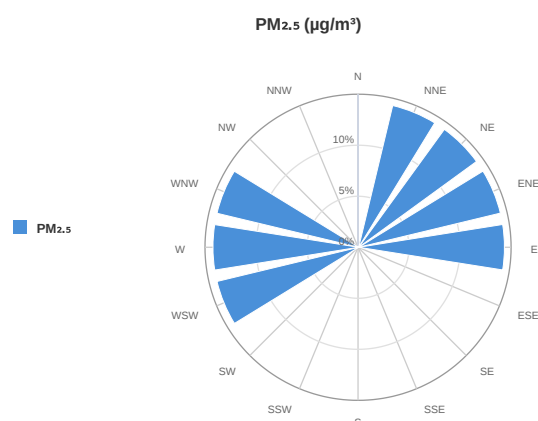
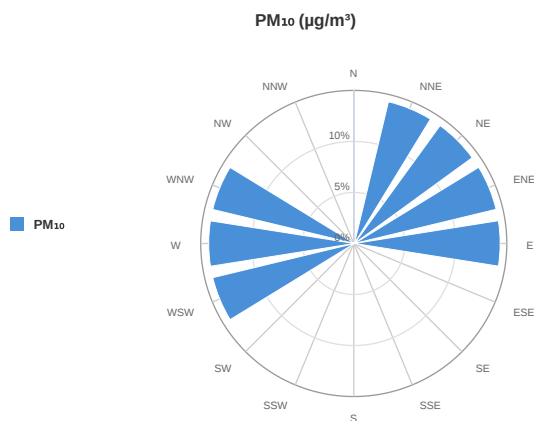
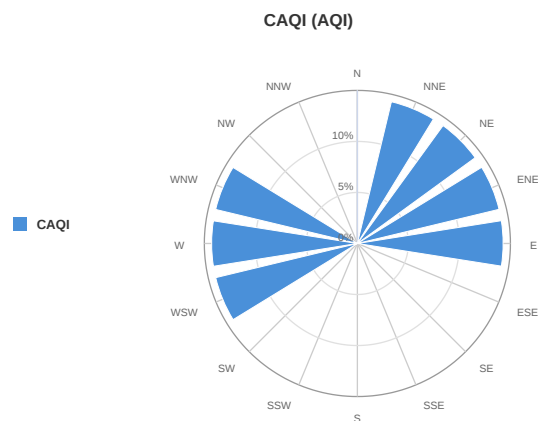
PM₁₀₀ (μg/m³)



Pressure (hPa)

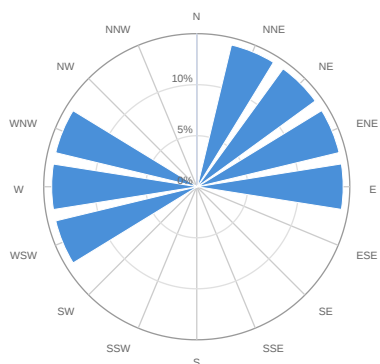


Media zilnică



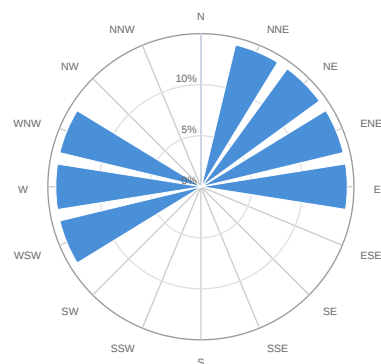
SO₂ (ppb)

■ SO₂



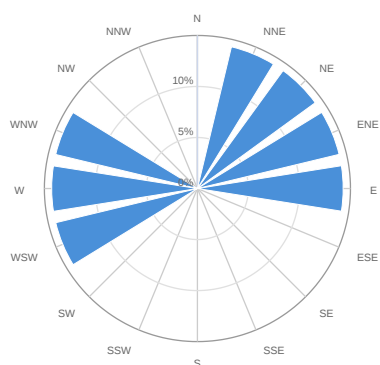
R. Humidity (%)

■ R. Humidity



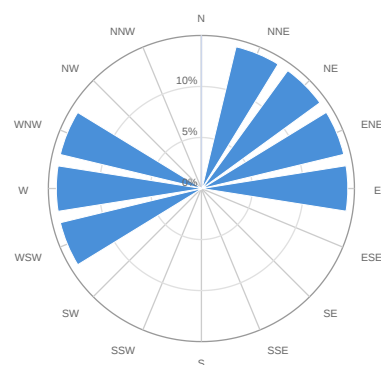
PM₁ (μg/m³)

■ PM₁



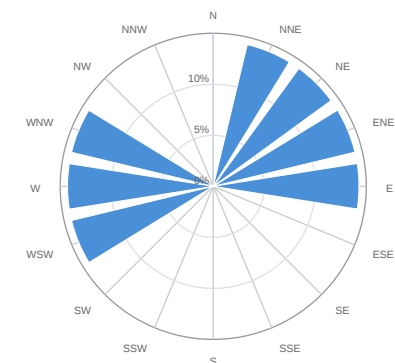
PM₁₀₀ (μg/m³)

■ PM₁₀₀



Pressure (HPa)

■ Pressure



Alerte

No alerts for the selected date and time range

Parametrii indicelui de calitate al aerului (ICA)

Media zilnică

To Date	CAQI AQI	PM ₁₀ μg/m ³	PM _{2.5} μg/m ³	NO ₂ μg/m ³	O ₃ μg/m ³
03/05/2026, 23:59	16	16.16	6.26	3.69	37.86
04/05/2026, 23:59	16	15.97	5.17	7.75	34.24
05/05/2026, 23:59	19	18.79	6.02	5.39	39.54
06/05/2026, 23:59	17	16.88	4.82	6.11	39.15
07/05/2026, 23:59	30	29.01	12.1	12.59	17.15
08/05/2026, 23:59	26	25.01	9.47	8.3	15.23
09/05/2026, 23:59	26	25.42	10.15	10.66	8.85

Alți parametri

Media zilnică

To Date	CO ppb	Temperature °C	Wind Speed m/s	Wind Direction degree	Battery %	SO ₂ ppb	R. Humidity %	PM ₁ μg/m ³	PM ₁₀₀ μg/m ³	Pressure HPa
03/05/2026, 23:59	273.12	13.59	2.4	97.86	100	0	46.56	5.22	25.38	990.45
04/05/2026, 23:59	276.57	16.79	0.8	27.8	100	0	47.62	4.07	25.75	988.55
05/05/2026, 23:59	278.5	19.71	0.13	52.91	100	0	47.9	4.8	29.51	984.88
06/05/2026, 23:59	275.17	19.97	0.66	254.59	100	0	49.79	3.62	27.8	983.21
07/05/2026, 23:59	316.25	17.94	0.46	273.17	100	0	68.9	10.3	39.97	984.38
08/05/2026, 23:59	272.27	20.01	1.01	302.71	100	0	68.36	7.71	35.56	985.36
09/05/2026, 23:59	277.67	17	1.27	78.24	100	0	78.97	8.71	36.23	985.74

Oizom will not be responsible for Environmental Data accuracy once Validated