

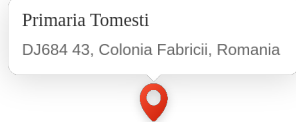
Primaria Tomesti

WEEKLY AIR-QUALITY REPORT

Timp de la: **26/04/2026, 00:00**
Timp până la: **03/05/2026, 00:00**

Numele dispozitivului: **Primaria Tomesti**
Locația dispozitivului: **DJ684 43, Colonia Fabricii, Romania**

Parametrii: **CAQI , PM₁₀ , PM_{2.5} , NO₂ , O₃ , CO , Temperature , Wind Speed , Wind Direction , SO₂ , R. Humidity , PM₁ , PM₁₀₀ , Pressure**



Media indicelui de calitate al aerului (ICA): **19**

Prezentare generală zilnică: Parametrii indicelui de calitate al aerului (ICA)

	CAQI AQI	PM ₁₀ μg/m ³	PM _{2.5} μg/m ³	NO ₂ μg/m ³	O ₃ μg/m ³
Average	19	19.2	6.85	4.27	34.52
Maximum	22	22.2	8.45	8.65	40.08
Date	26/04/2026	29/04/2026	29/04/2026	02/05/2026	26/04/2026
Minimum	17	17.15	5.42	3.09	29.65
Date	28/04/2026	28/04/2026	27/04/2026	27/04/2026	02/05/2026

The data shown above is based on Media zilnică .

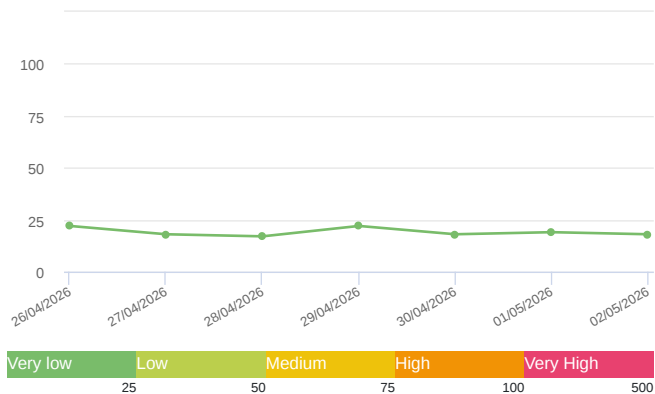
Prezentare generală zilnică: Alți parametri

	CO ppb	Temperature °C	Wind Speed m/s	Wind Direction degree	Battery %	SO ₂ ppb	R. Humidity %	PM ₁ μg/m ³	PM ₁₀₀ μg/m ³	Pressure HPa
Average	286.48	13.17	0.79	27.1	100	0	49.61	5.23	29.82	990.36
Maximum	299.74	15.63	2.57	301.44	100	0	53.84	6.54	33.59	994.58
Date	30/04/2026	26/04/2026	26/04/2026	26/04/2026	26/04/2026	26/04/2026	01/05/2026	29/04/2026	26/04/2026	01/05/2026
Minimum	275.07	11.25	0.29	336.36	100	0	46.5	3.75	26.77	985.05
Date	26/04/2026	30/04/2026	27/04/2026	27/04/2026	26/04/2026	26/04/2026	28/04/2026	27/04/2026	01/05/2026	26/04/2026

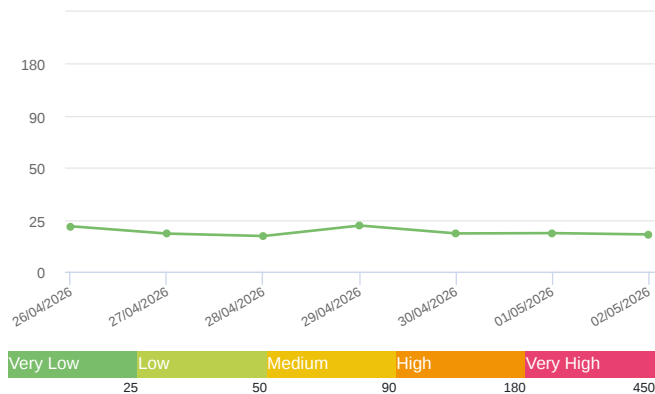
The data shown above is based on Media zilnică .

Media zilnică

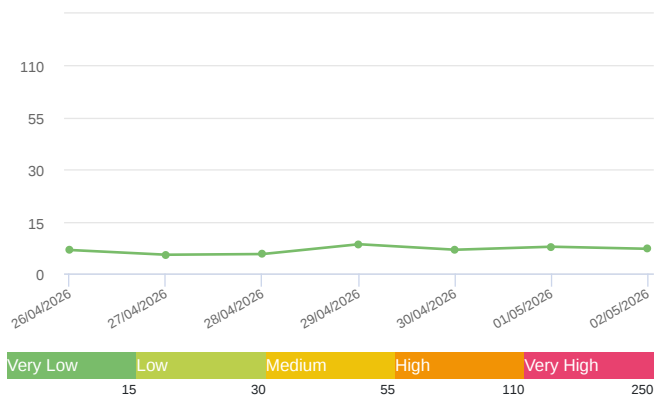
CAQI (AQI)



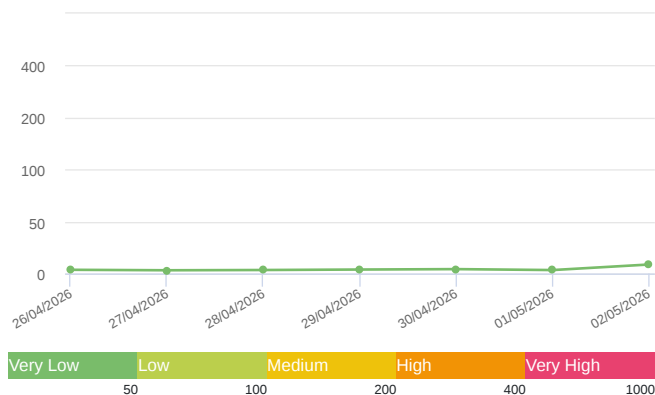
PM₁₀ (μg/m³)



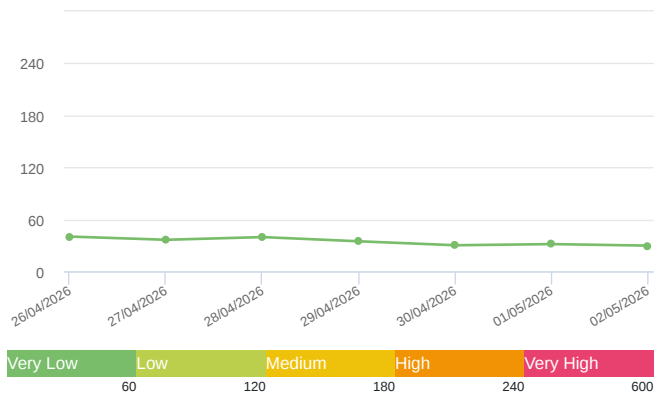
PM_{2.5} (μg/m³)



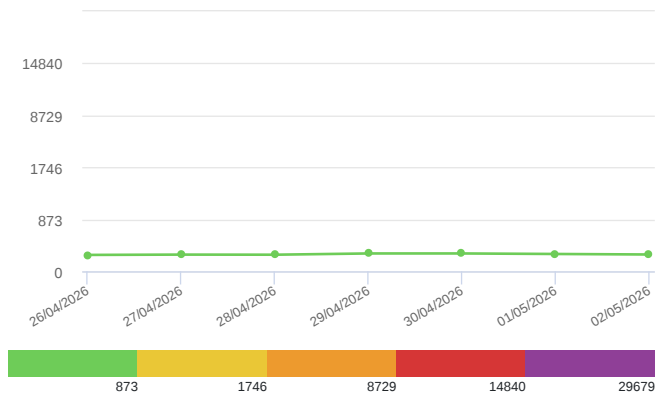
NO₂ (μg/m³)



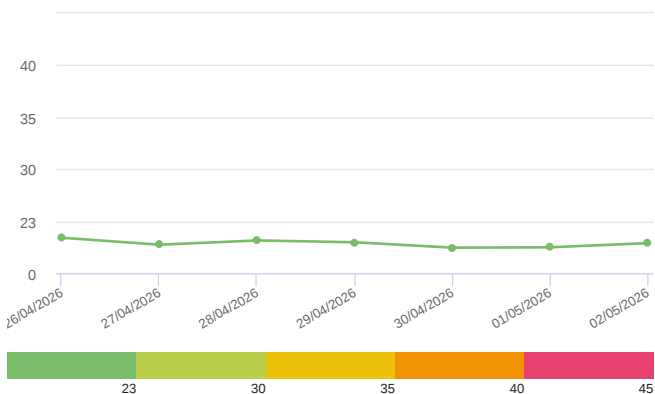
O₃ (μg/m³)



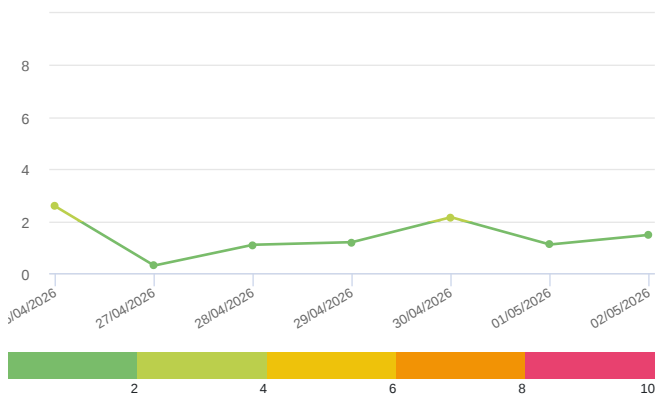
CO (ppb)



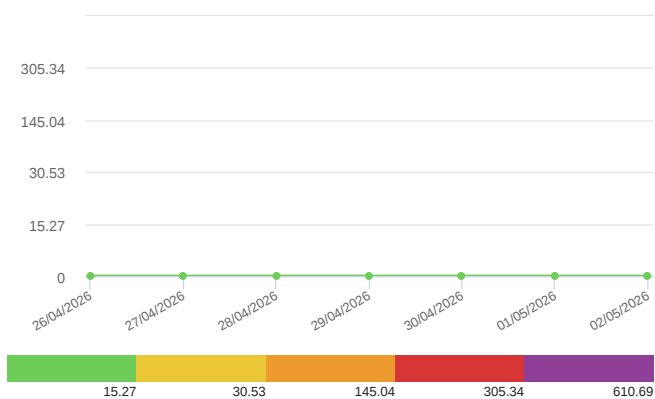
Temperature (°C)



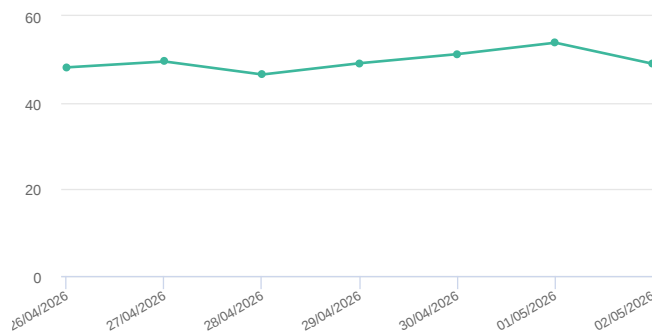
Wind Speed (m/s)



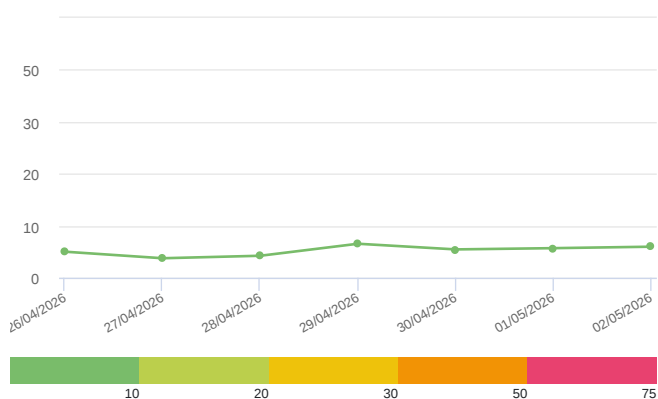
SO₂ (ppb)



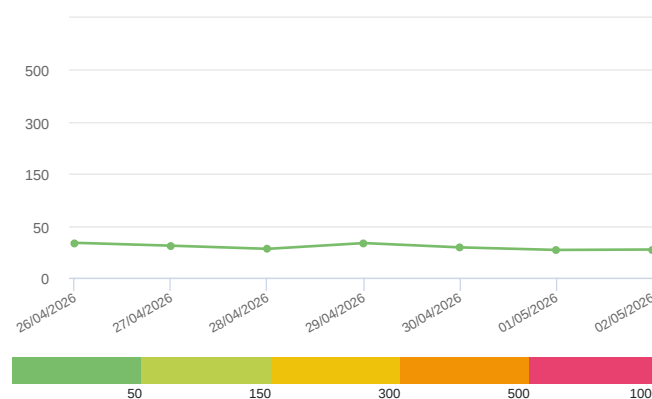
R. Humidity (%)



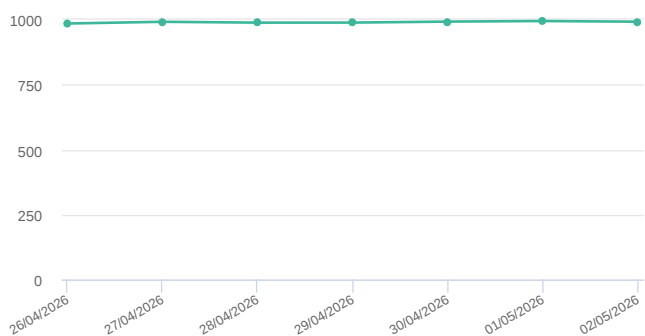
PM₁ (μg/m³)



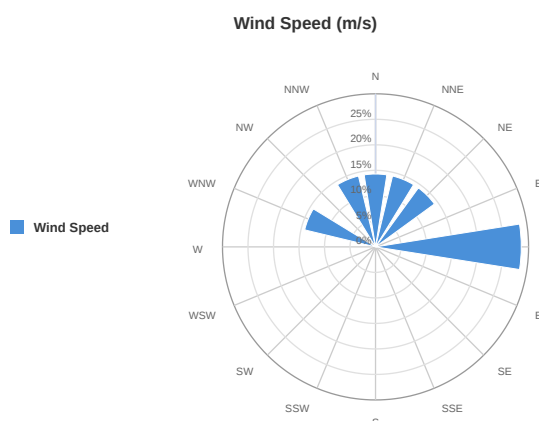
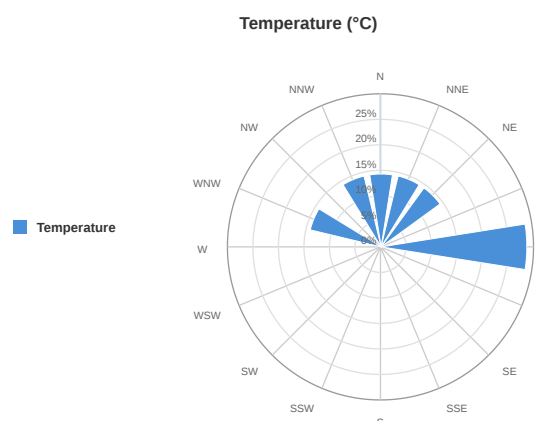
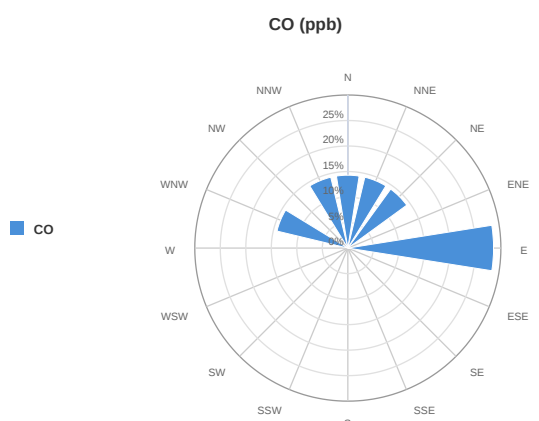
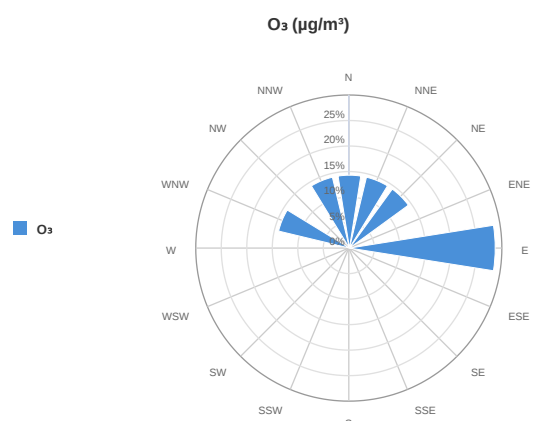
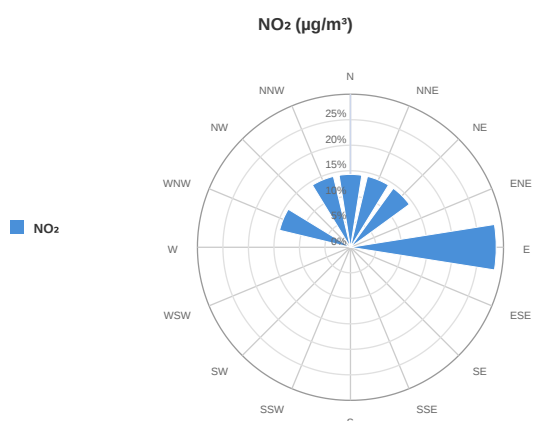
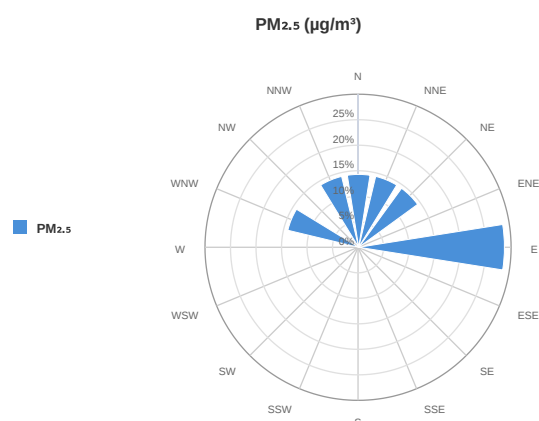
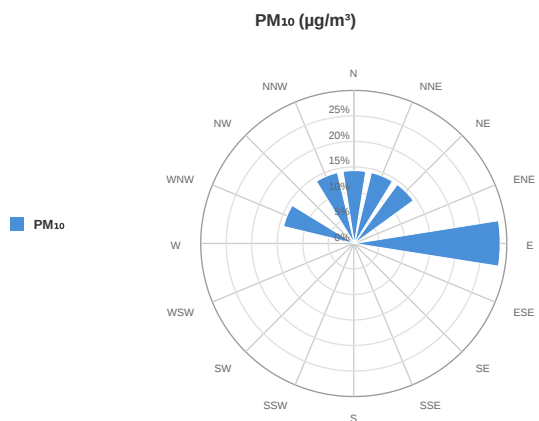
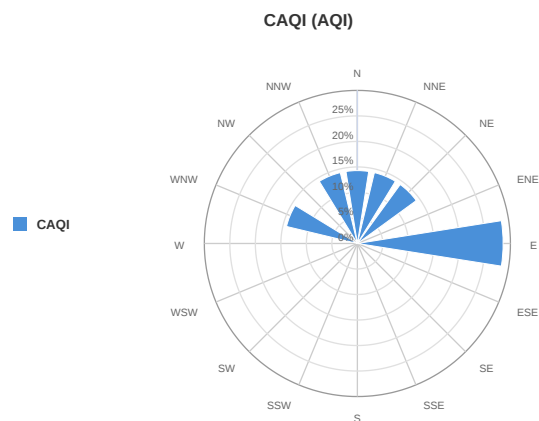
PM₁₀₀ (μg/m³)



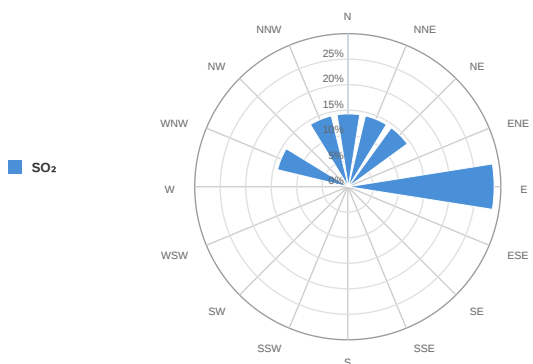
Pressure (hPa)



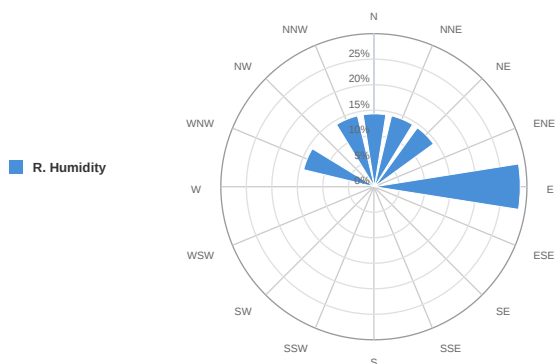
Media zilnică



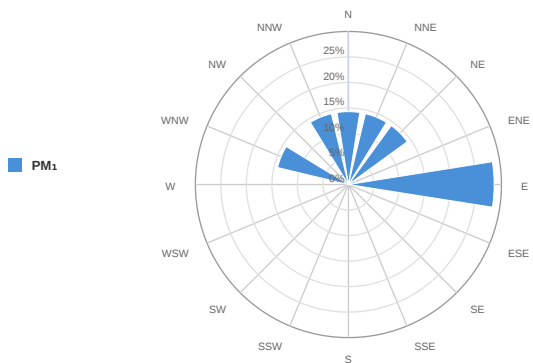
SO₂ (ppb)



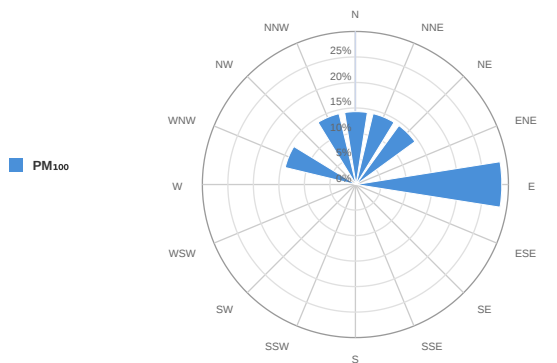
R. Humidity (%)



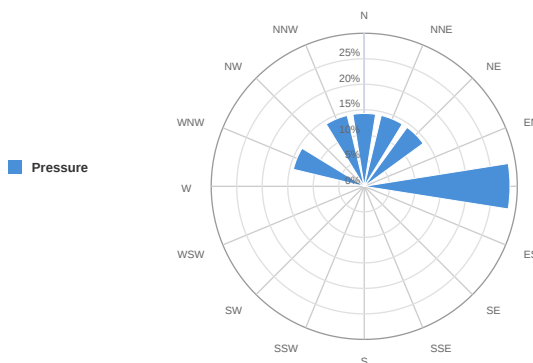
PM₁ (μg/m³)



PM₁₀₀ (μg/m³)



Pressure (hPa)



Alerte

No alerts for the selected date and time range

Parametrii indicelui de calitate al aerului (ICA)

Media zilnică

To Date	CAQI AQI	PM ₁₀ μg/m ³	PM _{2.5} μg/m ³	NO ₂ μg/m ³	O ₃ μg/m ³
26/04/2026, 23:59	22	21.86	6.78	3.56	40.08
27/04/2026, 23:59	18	18.33	5.42	3.09	36.37
28/04/2026, 23:59	17	17.15	5.61	3.37	39.45
29/04/2026, 23:59	22	22.2	8.45	3.79	34.62
30/04/2026, 23:59	18	18.4	6.85	4.18	30.09
01/05/2026, 23:59	19	18.56	7.72	3.29	31.39
02/05/2026, 23:59	18	17.92	7.12	8.65	29.65

Alți parametri

Media zilnică

To Date	CO ppb	Temperature °C	Wind Speed m/s	Wind Direction degree	Battery %	SO ₂ ppb	R. Humidity %	PM ₁ μg/m ³	PM ₁₀₀ μg/m ³	Pressure HPa
26/04/2026, 23:59	275.07	15.63	2.57	301.44	100	0	48.15	5.01	33.59	985.05
27/04/2026, 23:59	280.55	12.56	0.29	336.36	100	0	49.5	3.75	30.84	991.62
28/04/2026, 23:59	278.56	14.44	1.09	29.56	100	0	46.5	4.23	27.81	988.4
29/04/2026, 23:59	299.14	13.63	1.19	353.27	100	0	49.11	6.54	33.37	988.56
30/04/2026, 23:59	299.74	11.25	2.15	84.02	100	0	51.21	5.45	29.21	992.36
01/05/2026, 23:59	290.62	11.41	1.1	50.17	100	0	53.84	5.69	26.77	994.58
02/05/2026, 23:59	281.68	13.26	1.47	79.69	100	0	48.97	5.97	27.13	991.96

Oizom will not be responsible for Environmental Data accuracy once Validated