

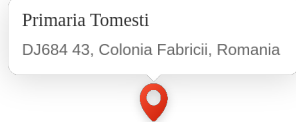
Primaria Tomesti

WEEKLY AIR-QUALITY REPORT

Timp de la: **19/04/2026, 00:00**
Timp până la: **26/04/2026, 00:00**

Numele dispozitivului: **Primaria Tomesti**
Locația dispozitivului: **DJ684 43, Colonia Fabricii, Romania**

Parametrii: **CAQI , PM₁₀ , PM_{2.5} , NO₂ , O₃ , CO , Temperature , Wind Speed , Wind Direction , SO₂ , R. Humidity , PM₁ , PM₁₀₀ , Pressure**



Media indicelui de calitate al aerului (ICA): **17**

Prezentare generală zilnică: Parametrii indicelui de calitate al aerului (ICA)

	CAQI AQI	PM ₁₀ μg/m ³	PM _{2.5} μg/m ³	NO ₂ μg/m ³	O ₃ μg/m ³
Average	17	17.02	6.49	5.8	28.76
Maximum	19	18.82	7.5	13.1	38.26
Date	20/04/2026	20/04/2026	20/04/2026	20/04/2026	23/04/2026
Minimum	15	14.46	5.08	2.32	16
Date	19/04/2026	19/04/2026	19/04/2026	23/04/2026	22/04/2026

The data shown above is based on Media zilnică .

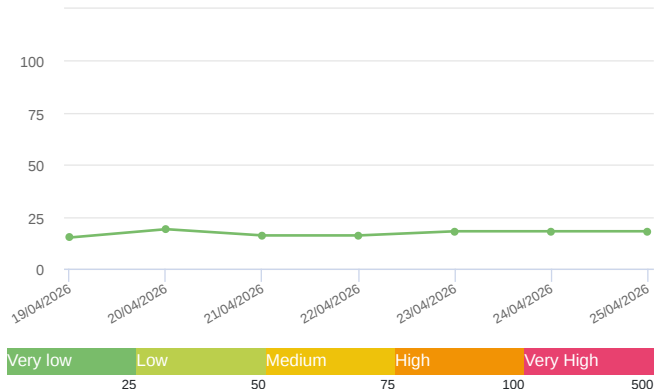
Prezentare generală zilnică: Alți parametri

	CO ppb	Temperature °C	Wind Speed m/s	Wind Direction degree	Battery %	SO ₂ ppb	R. Humidity %	PM ₁ μg/m ³	PM ₁₀₀ μg/m ³	Pressure HPa
Average	278.85	12.65	1.33	280.7	100	0	59.03	5.29	26.35	984.82
Maximum	293.91	15.59	2.05	287.18	100	0	69.02	6.32	29.05	986.77
Date	20/04/2026	25/04/2026	21/04/2026	21/04/2026	19/04/2026	19/04/2026	20/04/2026	20/04/2026	20/04/2026	22/04/2026
Minimum	271.11	9.54	0.23	23.02	100	0	51.83	4.15	21.46	982.84
Date	19/04/2026	22/04/2026	22/04/2026	22/04/2026	19/04/2026	19/04/2026	19/04/2026	19/04/2026	22/04/2026	20/04/2026

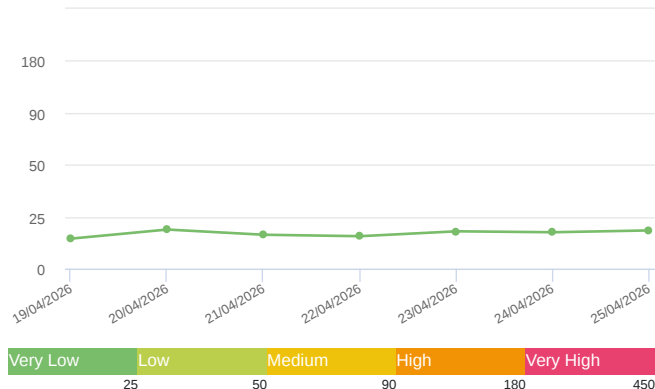
The data shown above is based on Media zilnică .

Media zilnică

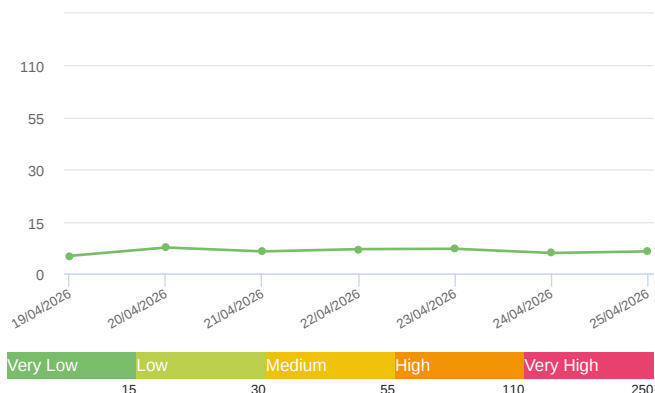
CAQI (AQI)



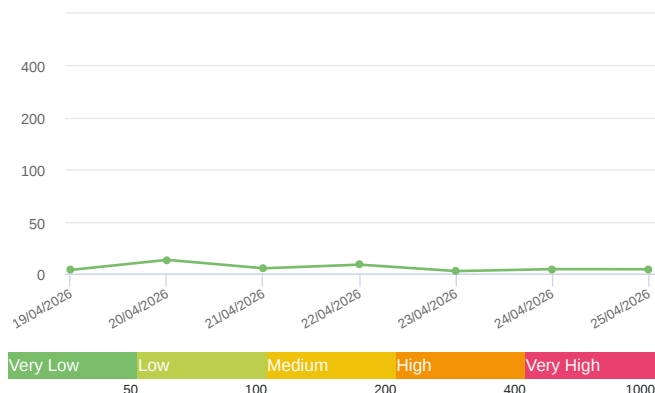
PM₁₀ (μg/m³)



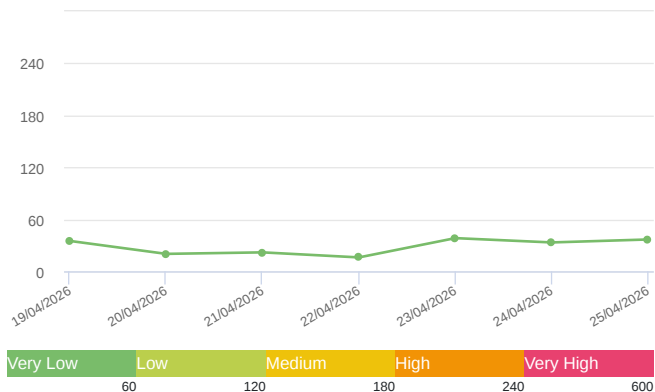
PM_{2.5} (μg/m³)



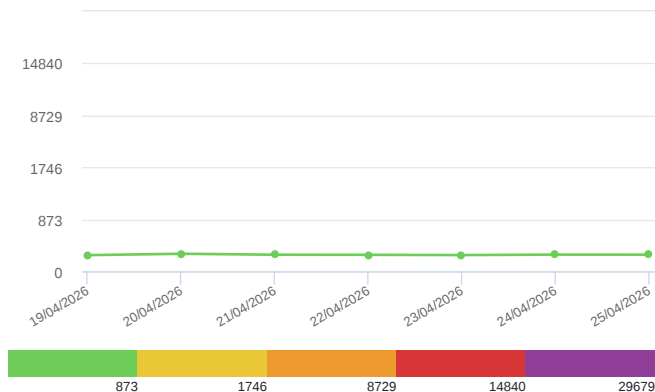
NO₂ (μg/m³)



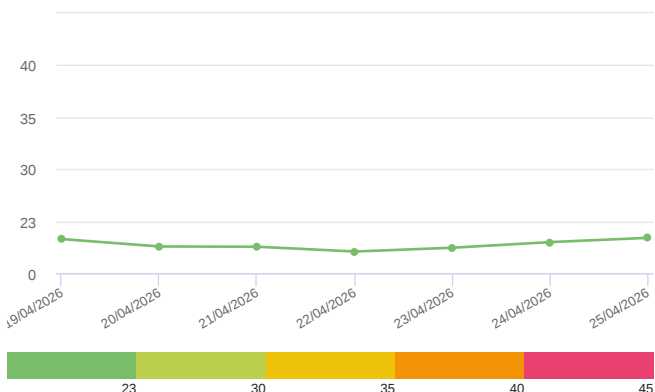
O₃ (μg/m³)



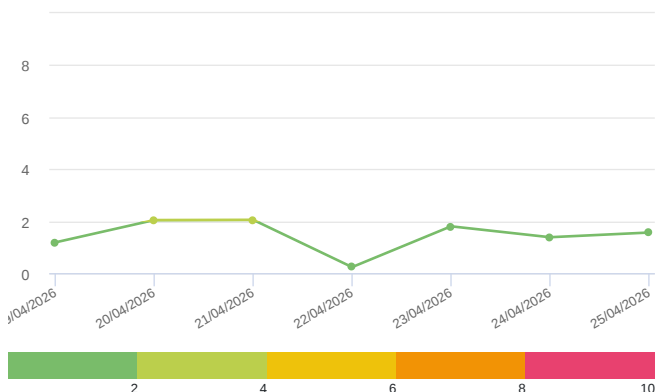
CO (ppb)



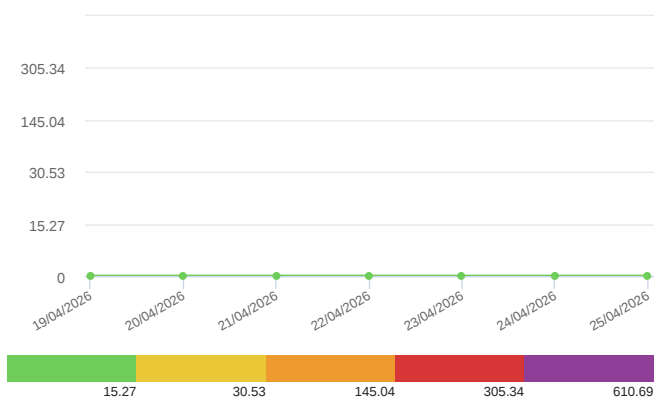
Temperature (°C)



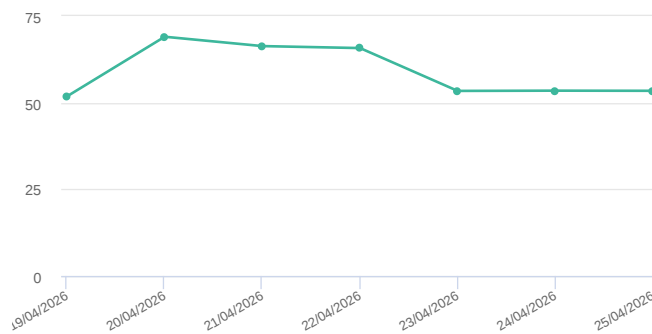
Wind Speed (m/s)



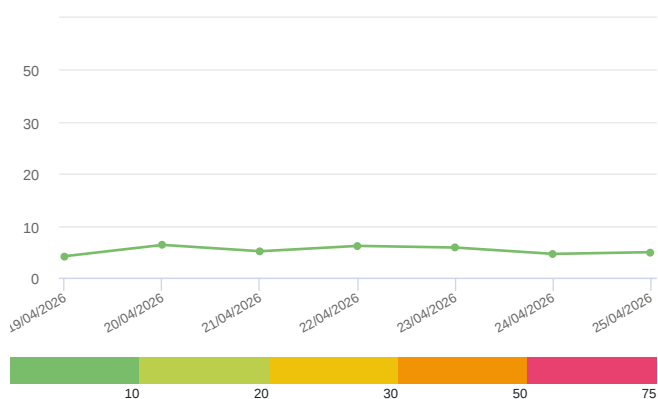
SO₂ (ppb)



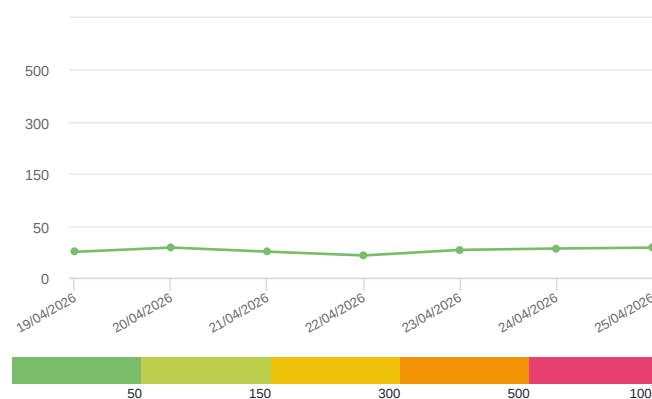
R. Humidity (%)



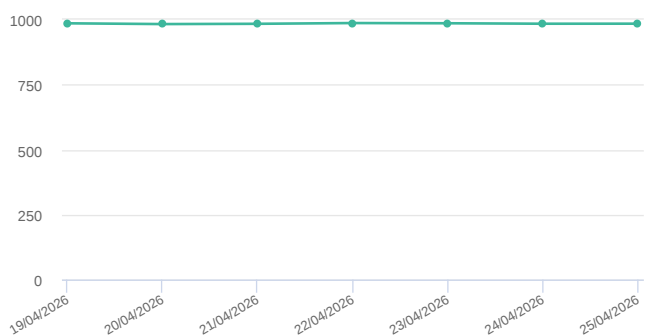
PM₁ (μg/m³)



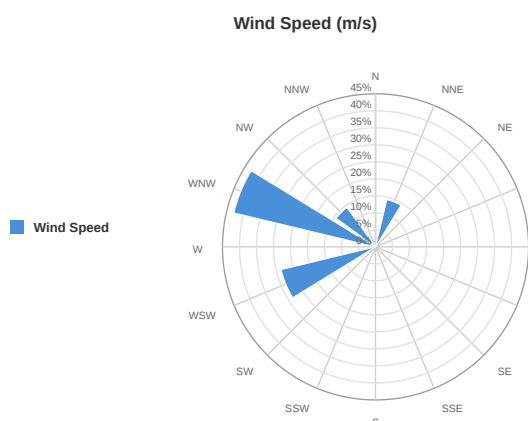
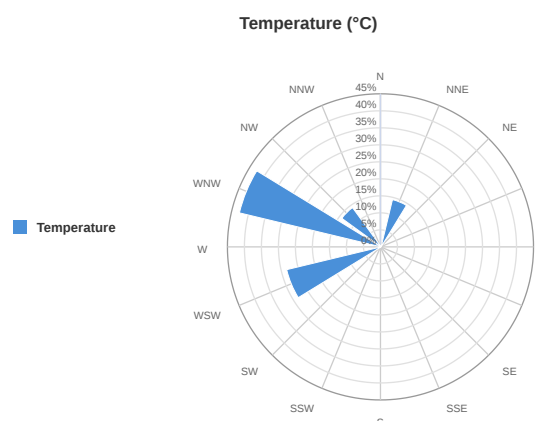
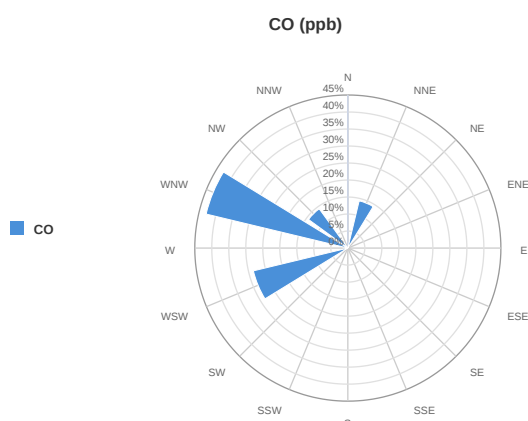
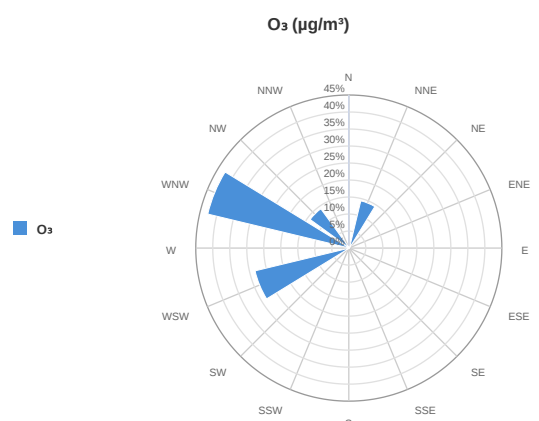
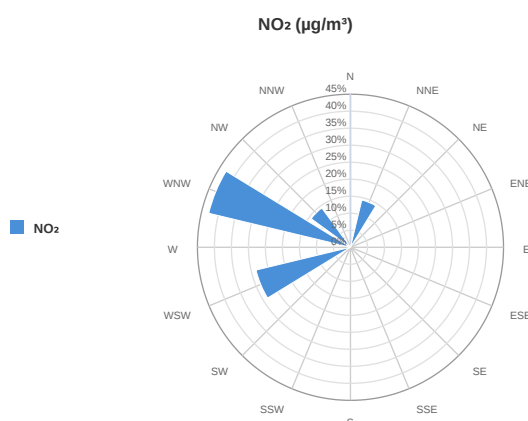
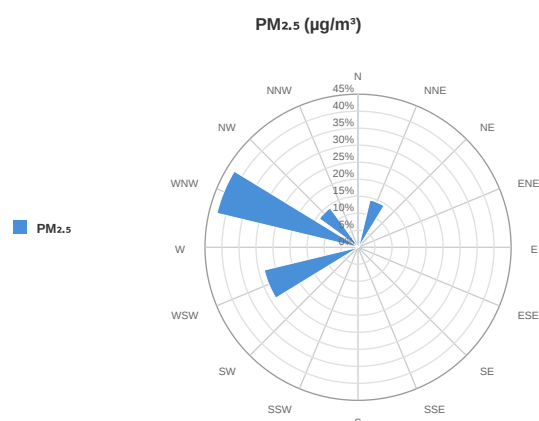
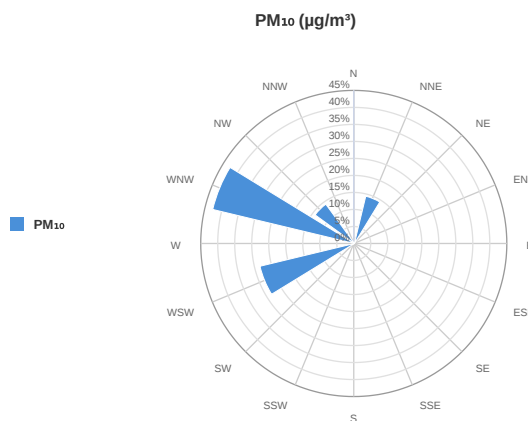
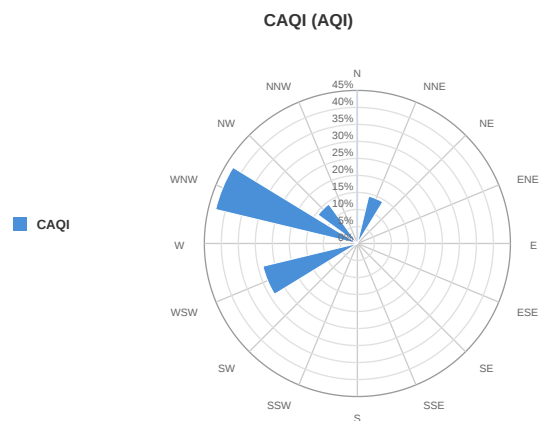
PM₁₀₀ (μg/m³)



Pressure (hPa)

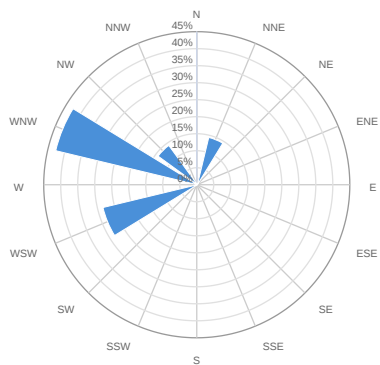


Media zilnică



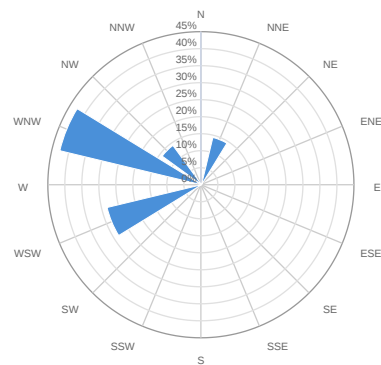
SO₂ (ppb)

■ SO₂



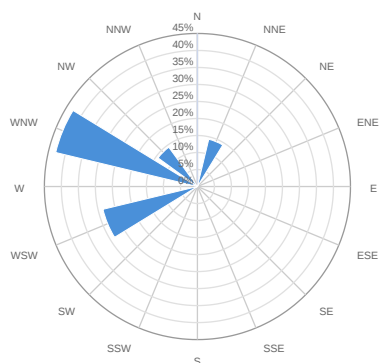
R. Humidity (%)

■ R. Humidity



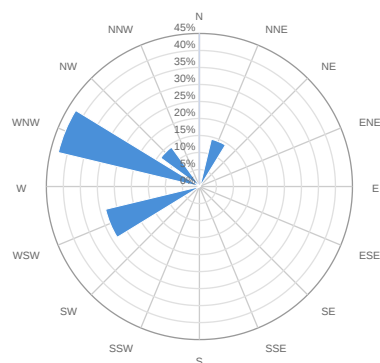
PM₁ (μg/m³)

■ PM₁



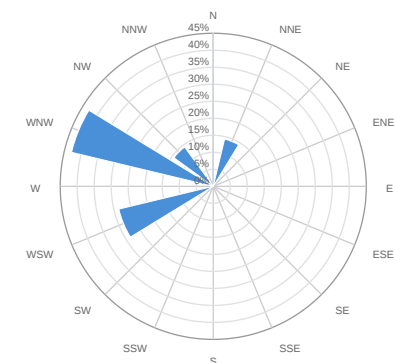
PM₁₀₀ (μg/m³)

■ PM₁₀₀



Pressure (HPa)

■ Pressure



Alerte

No alerts for the selected date and time range

Parametrii indicelui de calitate al aerului (ICA)

Media zilnică

To Date	CAQI AQI	PM ₁₀ μg/m ³	PM _{2.5} μg/m ³	NO ₂ μg/m ³	O ₃ μg/m ³
19/04/2026, 23:59	15	14.46	5.08	3.45	35.05
20/04/2026, 23:59	19	18.82	7.5	13.1	20.13
21/04/2026, 23:59	16	16.33	6.38	4.98	21.85
22/04/2026, 23:59	16	15.62	7.04	8.5	16
23/04/2026, 23:59	18	17.98	7.12	2.32	38.26
24/04/2026, 23:59	18	17.52	5.92	4.19	33.3
25/04/2026, 23:59	18	18.4	6.38	4.09	36.74

Alți parametri

Media zilnică

To Date	CO ppb	Temperature °C	Wind Speed m/s	Wind Direction degree	Battery %	SO ₂ ppb	R. Humidity %	PM ₁ μg/m ³	PM ₁₀₀ μg/m ³	Pressure HPa
19/04/2026, 23:59	271.11	15.05	1.18	315.17	100	0	51.83	4.15	24.9	985.76
20/04/2026, 23:59	293.91	11.78	2.04	257.64	100	0	69.02	6.32	29.05	982.84
21/04/2026, 23:59	278.38	11.66	2.05	287.18	100	0	66.32	5.1	25.11	983.9
22/04/2026, 23:59	276.53	9.54	0.23	23.02	100	0	65.75	6.13	21.46	986.77
23/04/2026, 23:59	271.94	11.23	1.8	281.41	100	0	53.39	5.81	26.82	985.95
24/04/2026, 23:59	280.48	13.7	1.38	296.73	100	0	53.46	4.59	28.09	984.18
25/04/2026, 23:59	279.62	15.59	1.56	253.01	100	0	53.42	4.92	29	984.37

Oizom will not be responsible for Environmental Data accuracy once Validated