

Primaria Tomesti

WEEKLY AIR-QUALITY REPORT

Timp de la: **05/04/2026, 00:00**
Timp până la: **12/04/2026, 00:00**

Numele dispozitivului: **Primaria Tomesti**
Locația dispozitivului: **DJ684 43, Colonia Fabricii, Romania**

Parametrii: **NO₂ , O₃ , PM_{2.5} , PM₁₀ , Wind Speed , Wind Direction , CO , SO₂ , R. Humidity , PM₁ , PM₁₀₀ , Pressure , Temperature**

Primaria Tomesti
DJ684 43, Colonia Fabricii, Romania



Media indicelui de calitate al aerului (ICA): **25**

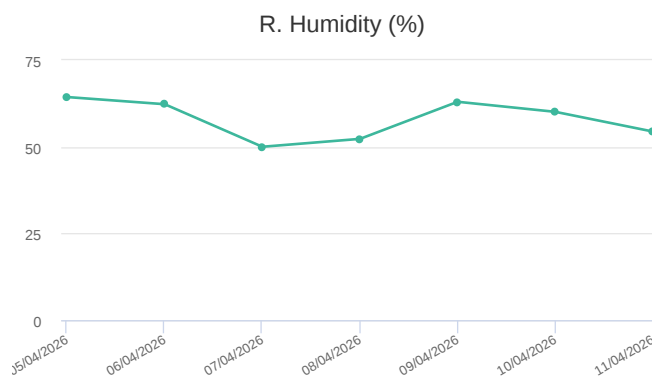
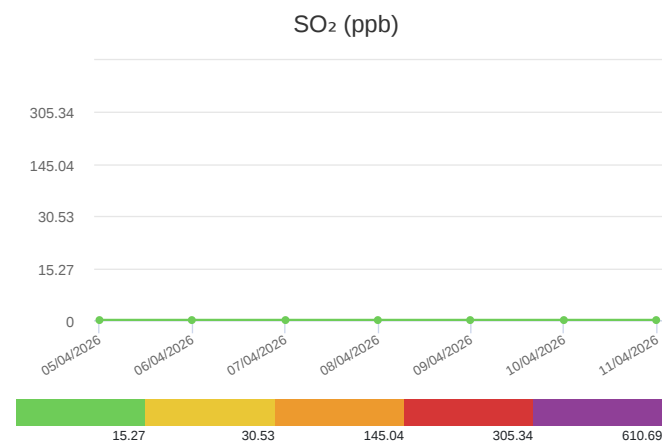
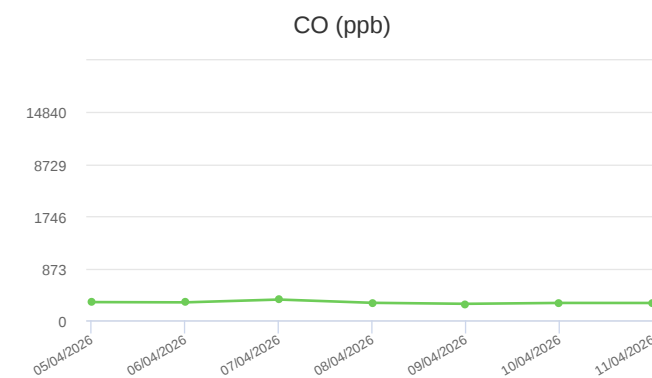
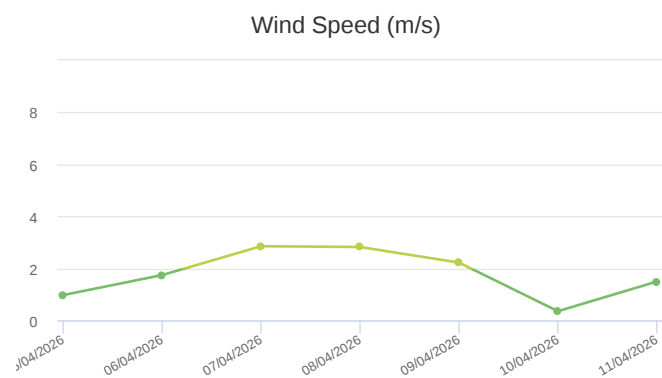
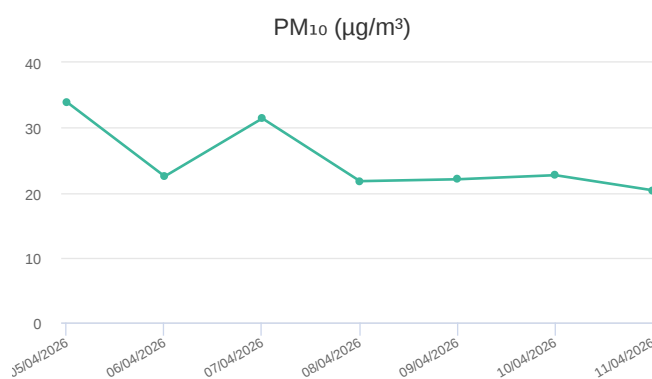
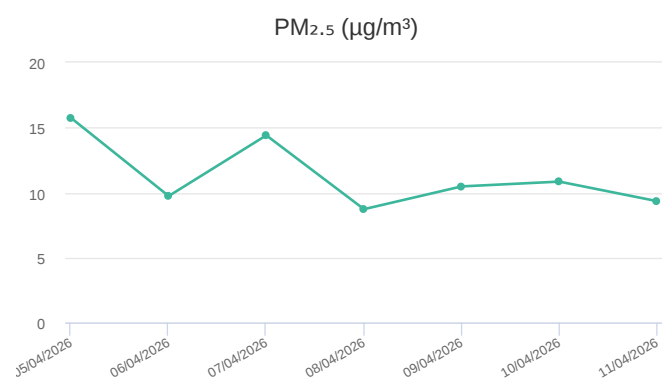
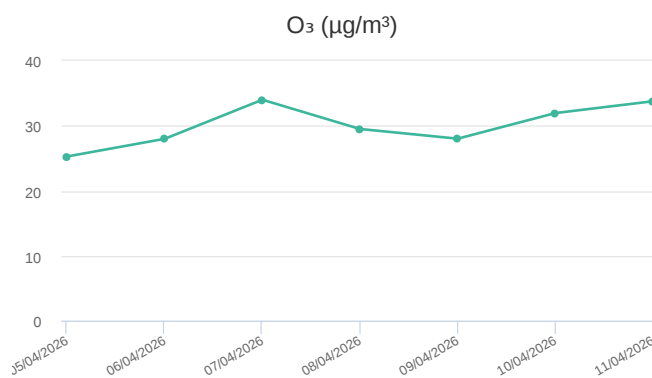
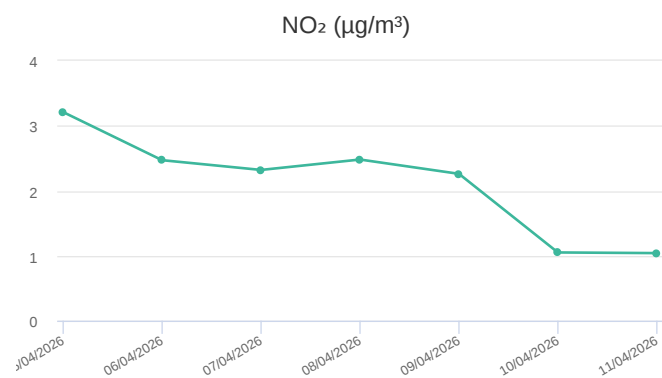
Prezentare generală zilnică: Parametrii indicelui de calitate al aerului (ICA)

	NO ₂ μg/m ³	O ₃ μg/m ³	PM _{2.5} μg/m ³	PM ₁₀ μg/m ³
Average	2.12	30.07	11.32	24.94
Maximum	3.21	34	15.74	33.9
Date	05/04/2026	07/04/2026	05/04/2026	05/04/2026
Minimum	1.04	25.27	8.72	20.34
Date	11/04/2026	05/04/2026	08/04/2026	11/04/2026

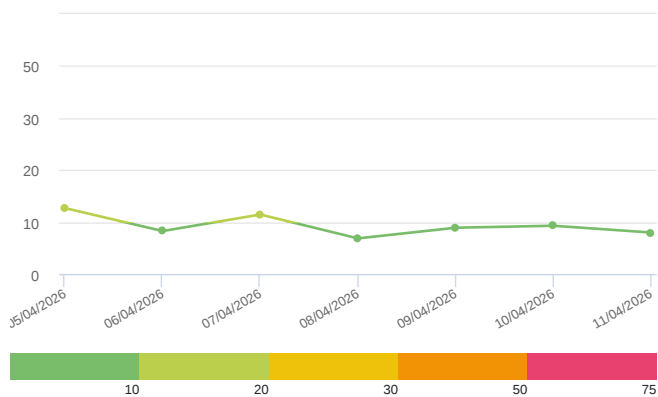
Prezentare generală zilnică: Alți parametri

	Wind Speed m/s	Wind Direction degree	Battery %	CO ppb	SO ₂ ppb	R. Humidity %	PM ₁ μg/m ³	PM ₁₀₀ μg/m ³	Pressure hPa	Temperature °C
Average	1.69	289.56	100	301.04	0	58.06	9.33	34.14	989.6	9.91
Maximum	2.85	275.3	100	348.19	0	64.36	12.66	44.17	992.44	14.86
Date	07/04/2026	07/04/2026	05/04/2026	07/04/2026	05/04/2026	05/04/2026	05/04/2026	05/04/2026	05/04/2026	06/04/2026
Minimum	0.35	277.79	100	276.34	0	50.01	6.84	28.22	987.17	6.9
Date	10/04/2026	10/04/2026	05/04/2026	09/04/2026	05/04/2026	07/04/2026	08/04/2026	11/04/2026	10/04/2026	09/04/2026

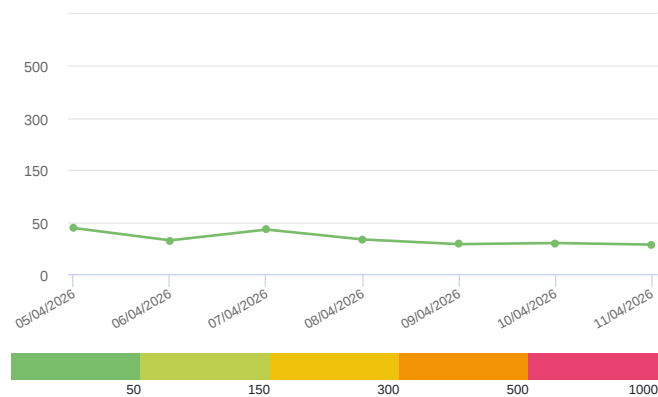
Media zilnică



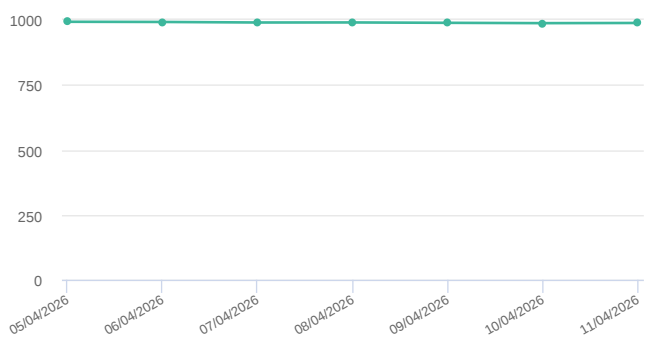
PM₁ (μg/m³)



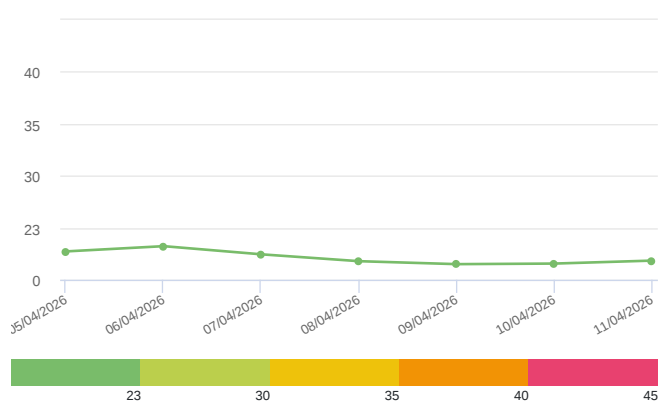
PM₁₀₀ (μg/m³)



Pressure (hPa)

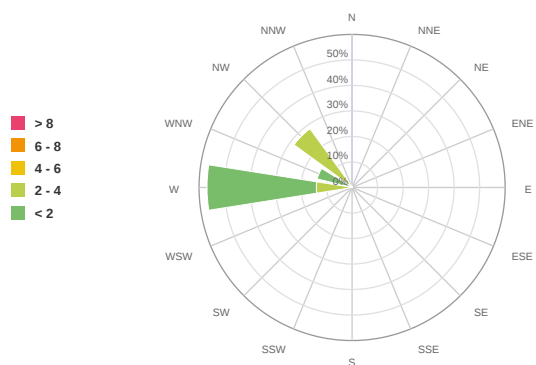


Temperature (°C)

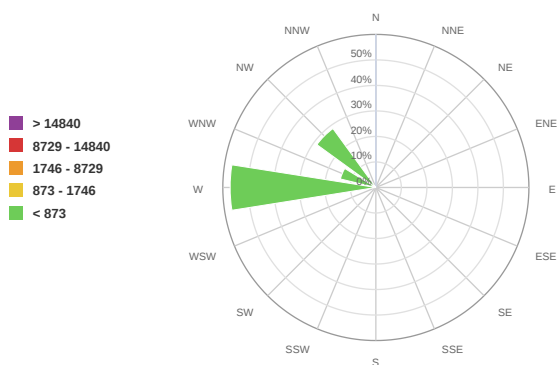


Media zilnică

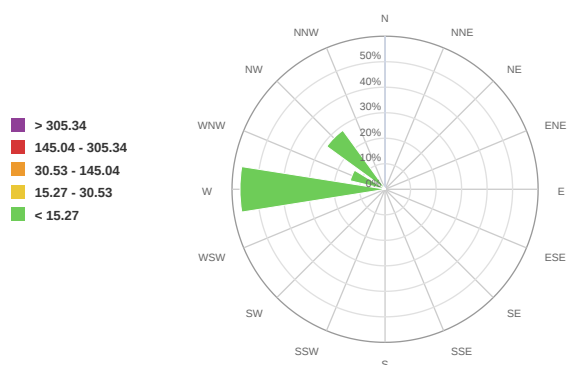
Wind Speed (m/s)



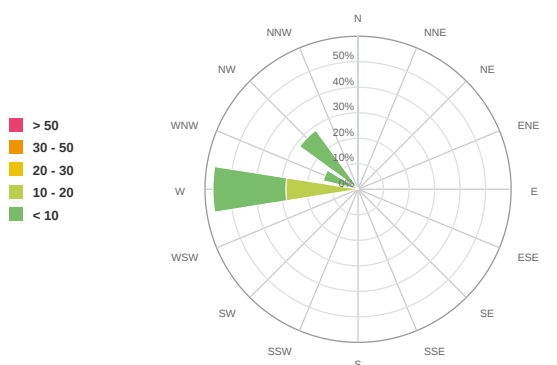
CO (ppb)



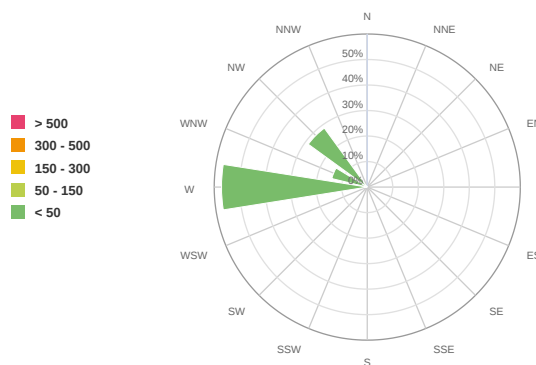
SO₂ (ppb)



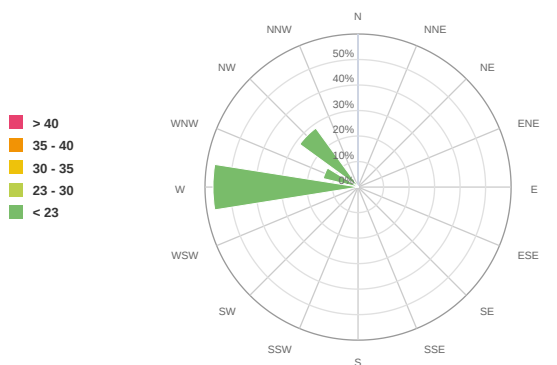
PM₁ (μg/m³)



PM₁₀₀ (μg/m³)



Temperature (°C)



Alerte

No alerts for the selected date and time range

Parametrii indicelui de calitate al aerului (ICA)

Media zilnică

To Date	NO ₂ μg/m ³	O ₃ μg/m ³	PM _{2.5} μg/m ³	PM ₁₀ μg/m ³
05/04/2026, 23:59	3.21	25.27	15.74	33.9
06/04/2026, 23:59	2.47	27.99	9.73	22.49
07/04/2026, 23:59	2.32	34	14.4	31.41
08/04/2026, 23:59	2.48	29.5	8.72	21.75
09/04/2026, 23:59	2.26	28.01	10.47	22.04
10/04/2026, 23:59	1.05	31.95	10.84	22.67
11/04/2026, 23:59	1.04	33.77	9.34	20.34

Alți parametri

Media zilnică

To Date	Wind Speed m/s	Wind Direction degree	Battery %	CO ppb	SO ₂ ppb	R. Humidity %	PM ₁ μg/m ³	PM ₁₀₀ μg/m ³	Pressure HPa	Temperature °C
05/04/2026, 23:59	0.97	264.45	100	305.24	0	64.36	12.66	44.17	992.44	12.54
06/04/2026, 23:59	1.74	296.33	100	301.44	0	62.29	8.25	32.3	991.76	14.86
07/04/2026, 23:59	2.85	275.3	100	348.19	0	50.01	11.43	42.69	989.67	11.25
08/04/2026, 23:59	2.82	309.55	100	293.45	0	52.29	6.84	33.17	989.87	8.22
09/04/2026, 23:59	2.22	306.66	100	276.34	0	62.99	8.89	28.66	988.43	6.9
10/04/2026, 23:59	0.35	277.79	100	291.76	0	60.09	9.27	29.75	987.17	7.16
11/04/2026, 23:59	1.49	264.31	100	290.84	0	54.4	7.97	28.22	987.85	8.47

Oizom will not be responsible for Environmental Data accuracy once Validated