

Primaria Teremia Mare

WEEKLY AIR-QUALITY REPORT

Timp de la: **15/03/2026, 00:00**
Timp până la: **22/03/2026, 00:00**

Numele dispozitivului: **Primaria Teremia Mare**
Locația dispozitivului: **DN59C Matei Boldovina, Teremia Mare 307405, Romania**

Parametrii: **CAQI , NO₂ , O₃ , PM_{2.5} , PM₁₀ , Wind Speed , Wind Direction , CO , SO₂ , R. Humidity , PM₁ , PM₁₀₀ , Pressure , Temperature**

Primaria Teremia Mare
DN59C Matei Boldovina, Teremia
Mare 307405, Romania



Media indicelui de calitate al aerului (ICA): **39**

Prezentare generală zilnică: Parametrii indicelui de calitate al aerului (ICA)

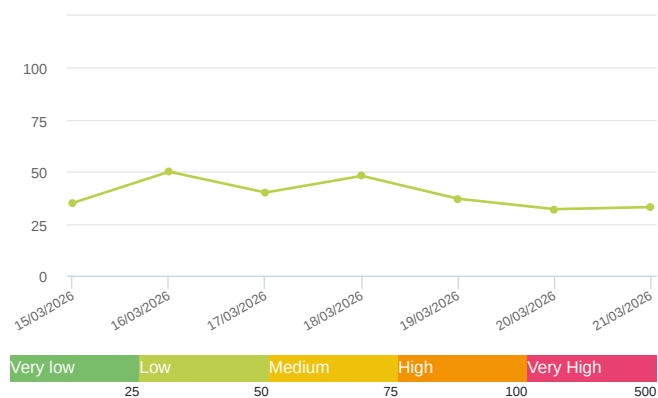
	CAQI AQI	NO ₂ μg/m ³	O ₃ μg/m ³	PM _{2.5} μg/m ³	PM ₁₀ μg/m ³
Average	39	9.47	20.52	16.47	38.69
Maximum	50	12.85	27.29	20.26	49.92
Date	16/03/2026	17/03/2026	15/03/2026	18/03/2026	16/03/2026
Minimum	32	5.32	14.88	13.55	31.26
Date	20/03/2026	15/03/2026	17/03/2026	19/03/2026	20/03/2026

Prezentare generală zilnică: Alți parametri

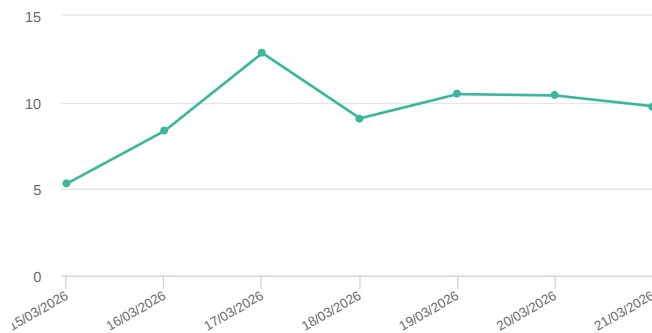
	Wind Speed m/s	Wind Direction degree	Battery %	CO ppb	SO ₂ ppb	R. Humidity %	PM ₁ μg/m ³	PM ₁₀₀ μg/m ³	Pressure hPa	Temperature °C
Average	1.38	78.9	100	338.91	0	54.32	14.2	53.37	1007.8	10.33
Maximum	3.36	23.42	100	361.48	0	58.32	17.45	71.28	1011.3	11.01
Date	20/03/2026	20/03/2026	15/03/2026	18/03/2026	15/03/2026	17/03/2026	18/03/2026	16/03/2026	19/03/2026	15/03/2026
Minimum	1.31	350.35	100	327.87	0	50.46	11.32	42.41	1002.63	8.97
Date	17/03/2026	17/03/2026	15/03/2026	20/03/2026	15/03/2026	15/03/2026	19/03/2026	21/03/2026	15/03/2026	19/03/2026

Media zilnică

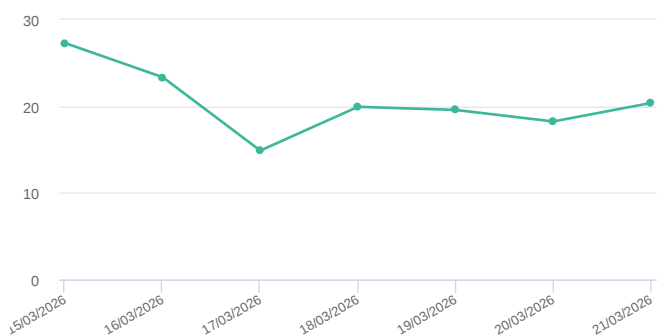
CAQI (AQI)



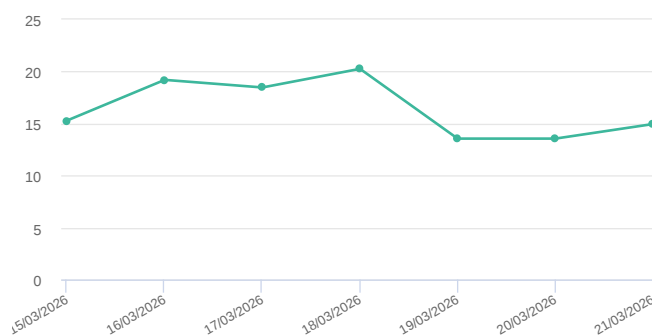
NO₂ (μg/m³)



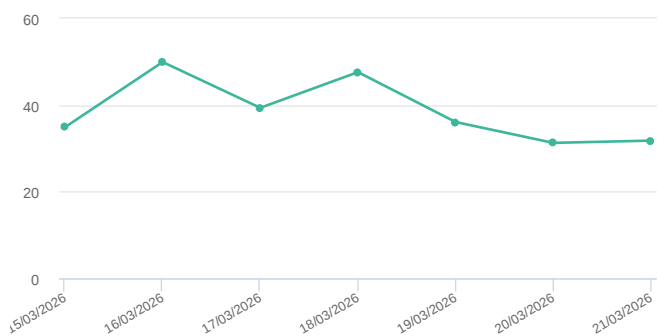
O₃ (μg/m³)



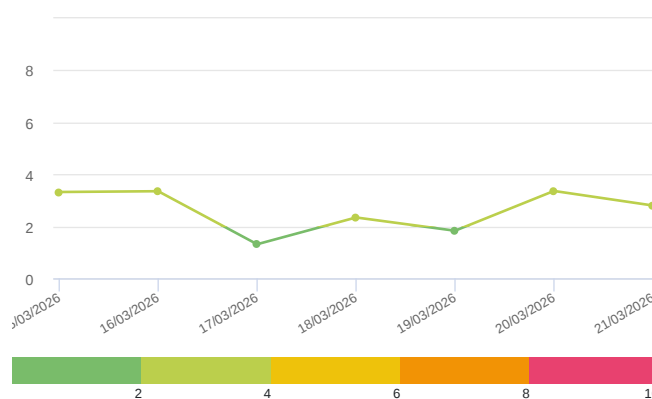
PM_{2.5} (μg/m³)



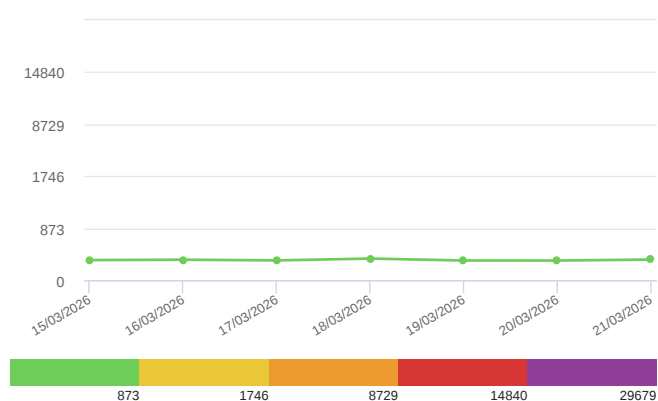
PM₁₀ (μg/m³)



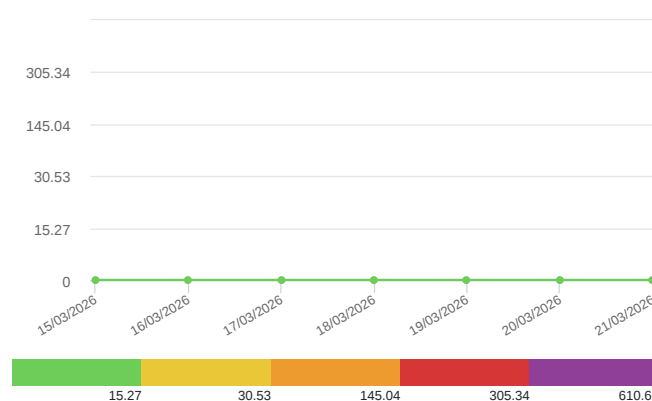
Wind Speed (m/s)

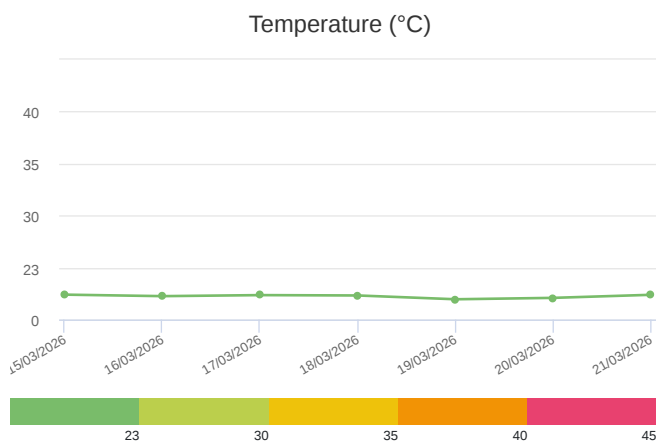
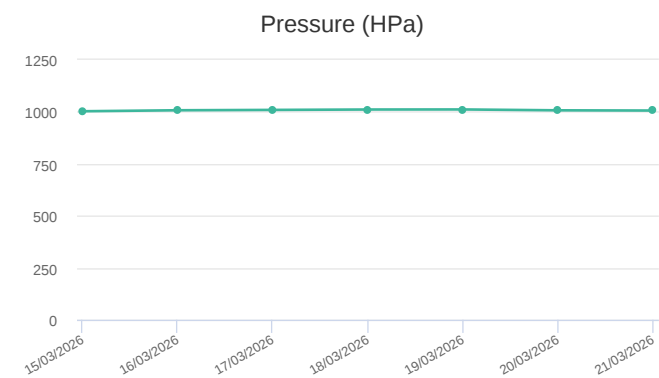
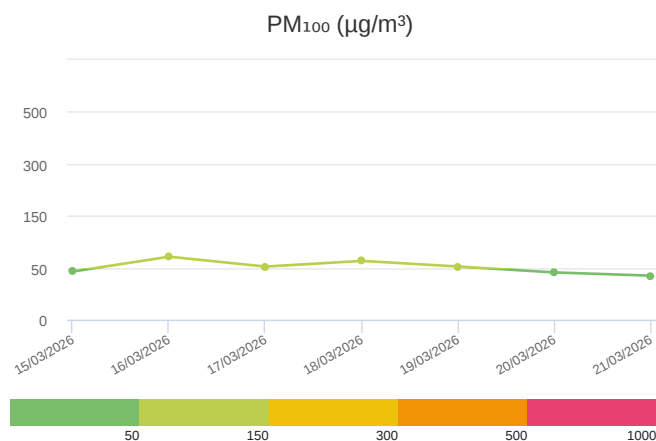
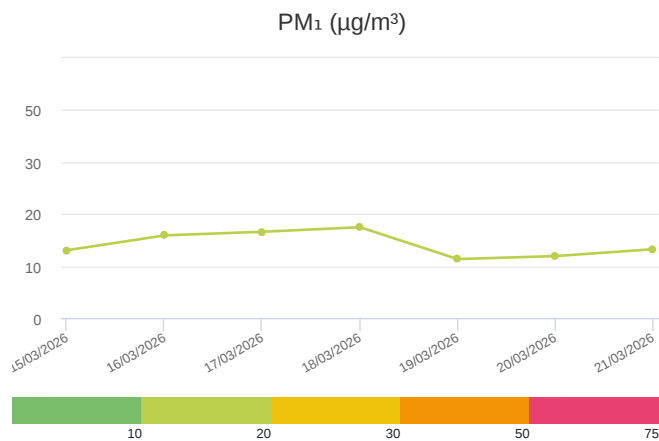
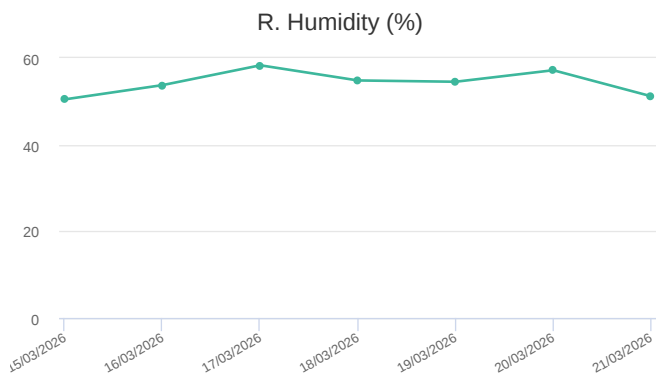


CO (ppb)



SO₂ (ppb)

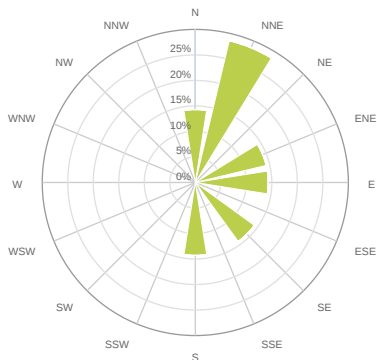




Media zilnică

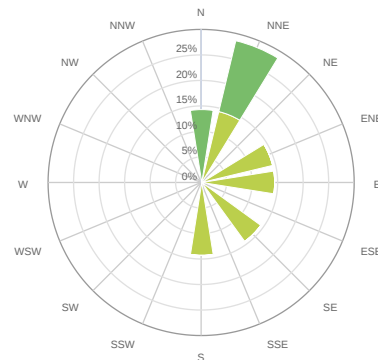
CAQI (AQI)

- > 100
- 75 - 100
- 50 - 75
- 25 - 50
- < 25



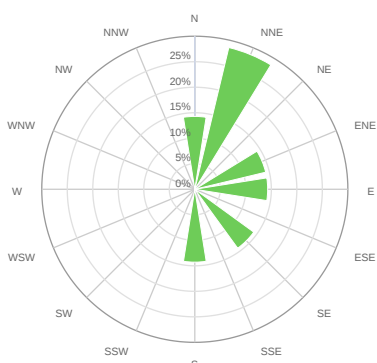
Wind Speed (m/s)

- > 8
- 6 - 8
- 4 - 6
- 2 - 4
- < 2



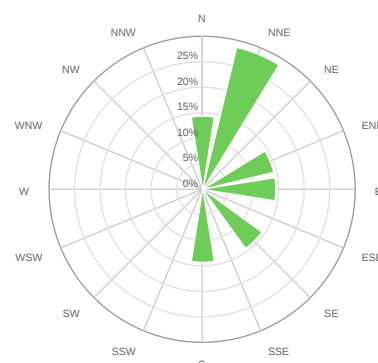
CO (ppb)

- > 14840
- 8729 - 14840
- 1746 - 8729
- 873 - 1746
- < 873



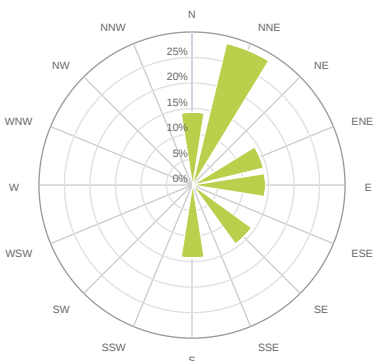
SO₂ (ppb)

- > 305.34
- 145.04 - 305.34
- 30.53 - 145.04
- 15.27 - 30.53
- < 15.27



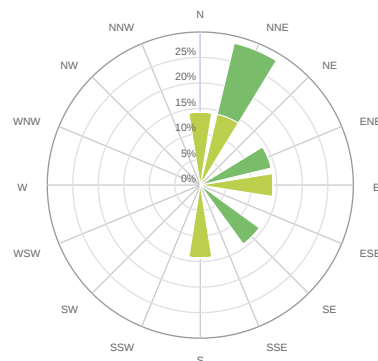
PM₁ (μg/m³)

- > 50
- 30 - 50
- 20 - 30
- 10 - 20
- < 10



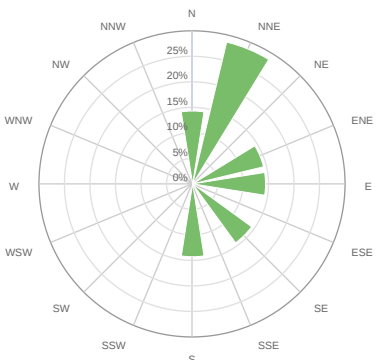
PM₁₀₀ (μg/m³)

- > 500
- 300 - 500
- 150 - 300
- 50 - 150
- < 50



Temperature (°C)

- > 40
- 35 - 40
- 30 - 35
- 23 - 30
- < 23



Alerte

No alerts for the selected date and time range

Parametrii indicelui de calitate al aerului (ICA)

Media zilnică

To Date	CAQI AQI	NO ₂ μg/m ³	O ₃ μg/m ³	PM _{2.5} μg/m ³	PM ₁₀ μg/m ³
15/03/2026, 23:59	35	5.32	27.29	15.29	34.88
16/03/2026, 23:59	50	8.36	23.35	19.2	49.92
17/03/2026, 23:59	40	12.85	14.88	18.47	39.35
18/03/2026, 23:59	48	9.08	19.93	20.26	47.59
19/03/2026, 23:59	37	10.48	19.57	13.55	36.07
20/03/2026, 23:59	32	10.4	18.24	13.55	31.26
21/03/2026, 23:59	33	9.78	20.37	14.95	31.78

Alți parametri

Media zilnică

To Date	Wind Speed m/s	Wind Direction degree	Battery %	CO ppb	SO ₂ ppb	R. Humidity %	PM ₁ μg/m ³	PM ₁₀₀ μg/m ³	Pressure HPa	Temperature °C
15/03/2026, 23:59	3.32	135.04	100	335.8	0	50.46	13.03	46.39	1002.63	11.01
16/03/2026, 23:59	3.35	170.48	100	342.48	0	53.75	15.88	71.28	1007.41	10.36
17/03/2026, 23:59	1.31	350.35	100	331.05	0	58.32	16.58	52.28	1009.11	10.81
18/03/2026, 23:59	2.34	79.77	100	361.48	0	54.82	17.45	63.25	1010.98	10.65
19/03/2026, 23:59	1.83	17.45	100	328.84	0	54.52	11.32	52.44	1011.3	8.97
20/03/2026, 23:59	3.36	23.42	100	327.87	0	57.18	11.9	45.5	1007.13	9.59
21/03/2026, 23:59	2.8	69.35	100	344.82	0	51.19	13.22	42.41	1006.07	10.94

Oizom will not be responsible for Environmental Data accuracy once Validated