

Primaria Teremia Mare

WEEKLY AIR-QUALITY REPORT

Timp de la: **08/03/2026, 00:00**
Timp până la: **15/03/2026, 00:00**

Numele dispozitivului: **Primaria Teremia Mare**
Locația dispozitivului: **DN59C Matei Boldovina, Teremia Mare 307405, Romania**

Parametrii: **CAQI , NO₂ , O₃ , PM_{2.5} , PM₁₀ , Wind Speed , Wind Direction , CO , SO₂ , R. Humidity , PM₁ , PM₁₀₀ , Pressure , Temperature**

Primaria Teremia Mare
DN59C Matei Boldovina, Teremia
Mare 307405, Romania



Media indicelui de calitate al aerului (ICA): 33

Prezentare generală zilnică: Parametrii indicelui de calitate al aerului (ICA)

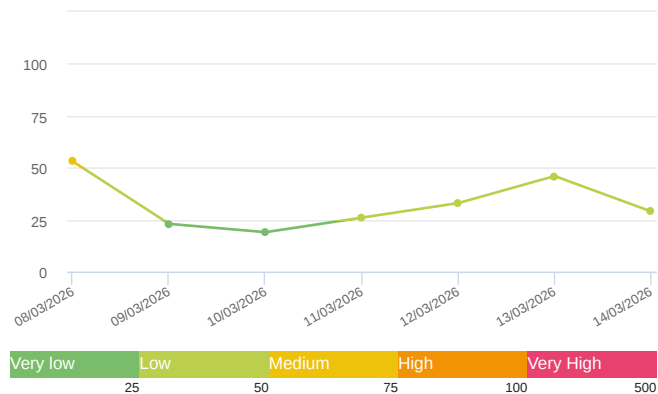
	CAQI AQI	NO ₂ μg/m ³	O ₃ μg/m ³	PM _{2.5} μg/m ³	PM ₁₀ μg/m ³
Average	33	8.4	20.38	14.9	32.31
Maximum	53	10.75	26.55	27.2	52.87
Date	08/03/2026	12/03/2026	14/03/2026	08/03/2026	08/03/2026
Minimum	19	5.79	17.03	7.95	18.83
Date	10/03/2026	14/03/2026	13/03/2026	10/03/2026	10/03/2026

Prezentare generală zilnică: Alți parametri

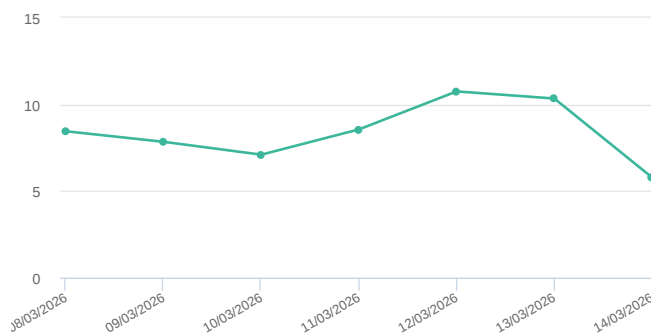
	Wind Speed m/s	Wind Direction degree	Battery %	CO ppb	SO ₂ ppb	R. Humidity %	PM ₁ μg/m ³	PM ₁₀₀ μg/m ³	Pressure hPa	Temperature °C
Average	4.26	155.45	100	335.26	0	55.27	13.06	43.03	1013.72	11.49
Maximum	7.59	157.15	100	380.59	0	58.51	24.89	63.72	1020.15	13.25
Date	14/03/2026	14/03/2026	08/03/2026	08/03/2026	08/03/2026	08/03/2026	08/03/2026	08/03/2026	09/03/2026	12/03/2026
Minimum	1.49	72.81	100	290.14	0	52.76	6.77	28.12	1001.76	10.52
Date	08/03/2026	08/03/2026	08/03/2026	14/03/2026	08/03/2026	11/03/2026	10/03/2026	10/03/2026	14/03/2026	10/03/2026

Media zilnică

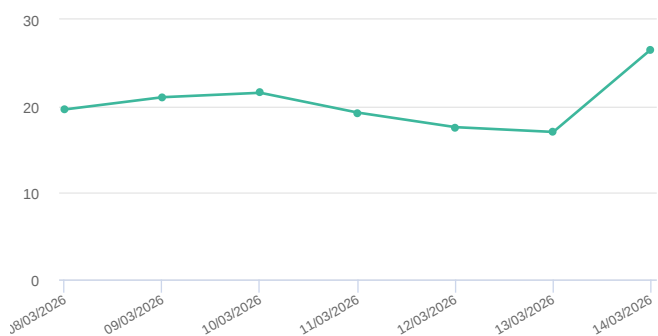
CAQI (AQI)



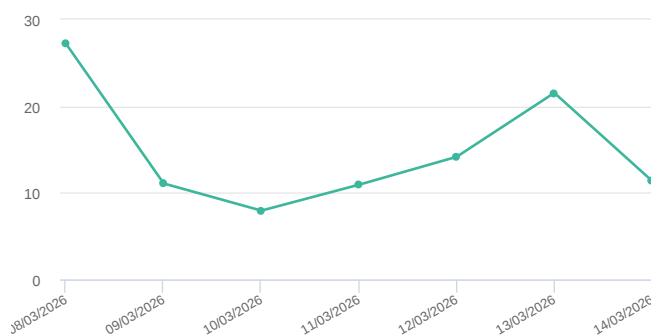
NO₂ (μg/m³)



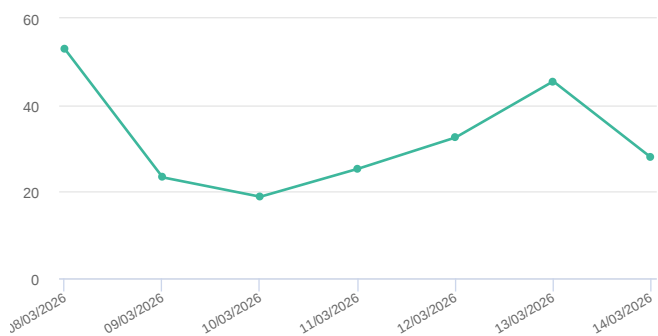
O₃ (μg/m³)



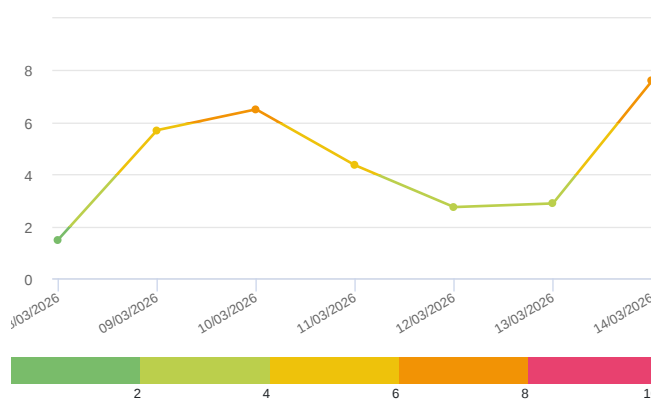
PM_{2.5} (μg/m³)



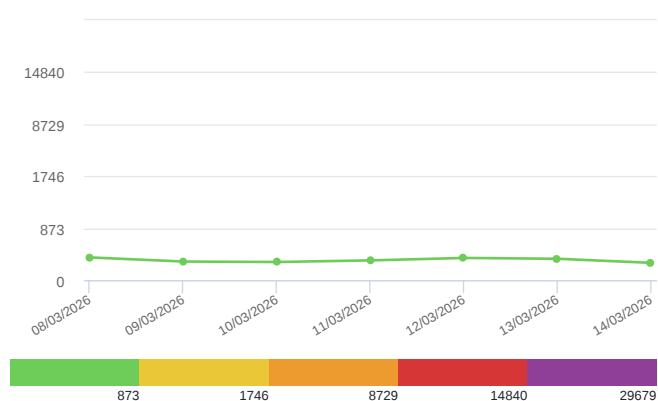
PM₁₀ (μg/m³)



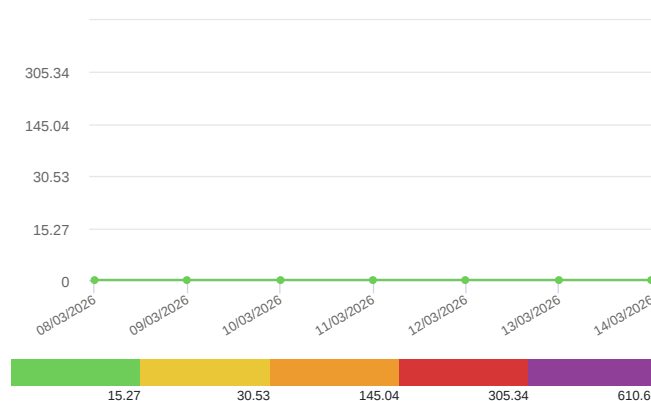
Wind Speed (m/s)

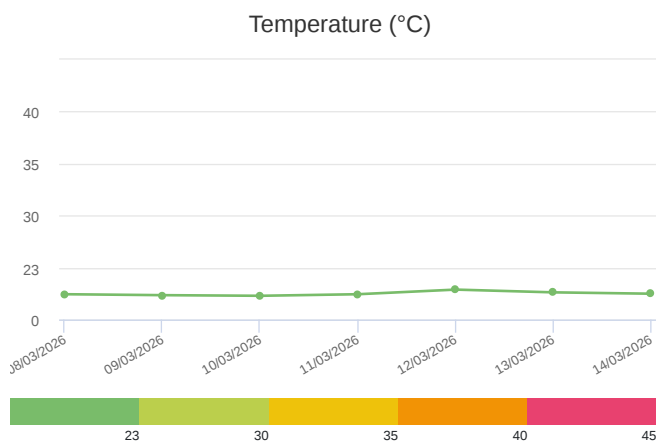
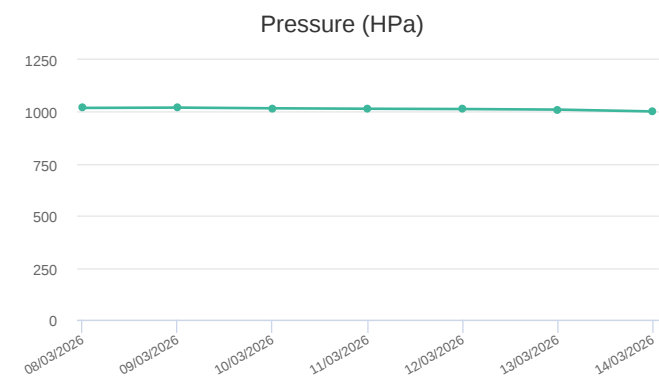
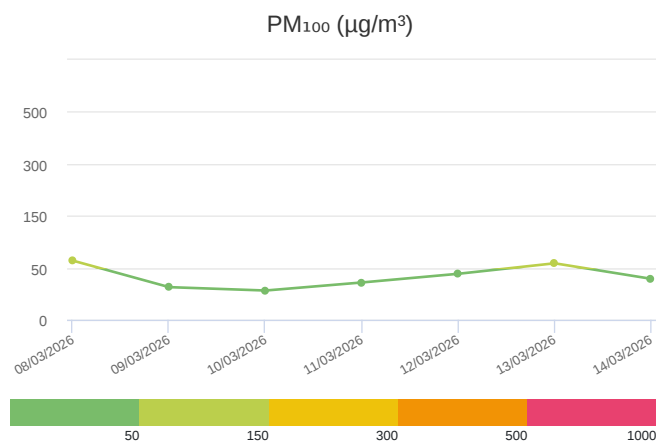
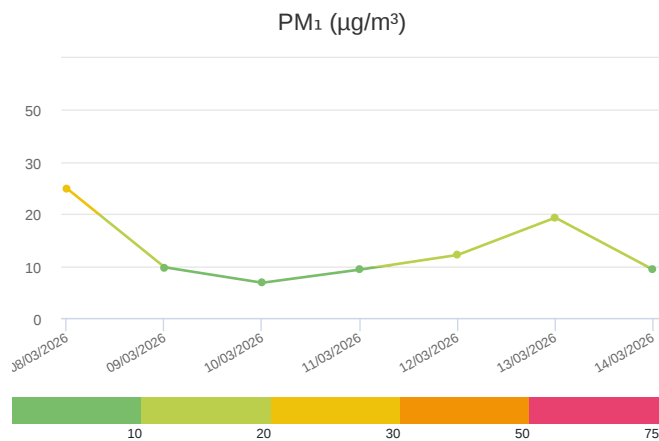
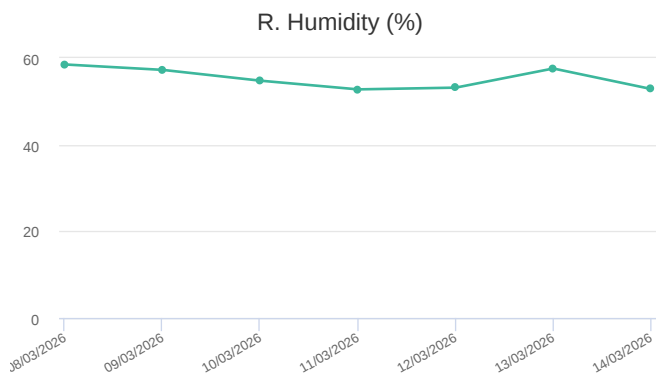


CO (ppb)



SO₂ (ppb)

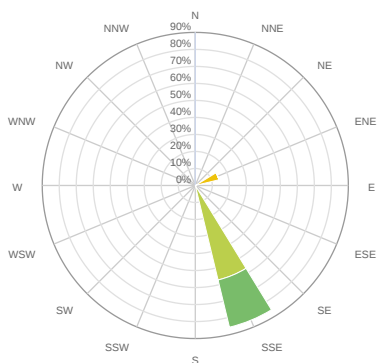




Media zilnică

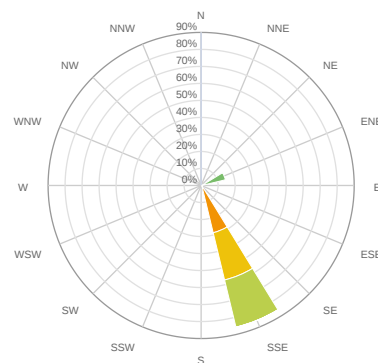
CAQI (AQI)

- > 100
- 75 - 100
- 50 - 75
- 25 - 50
- < 25



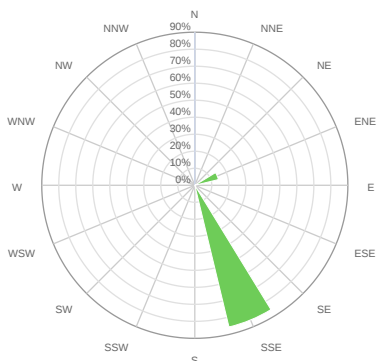
Wind Speed (m/s)

- > 8
- 6 - 8
- 4 - 6
- 2 - 4
- < 2



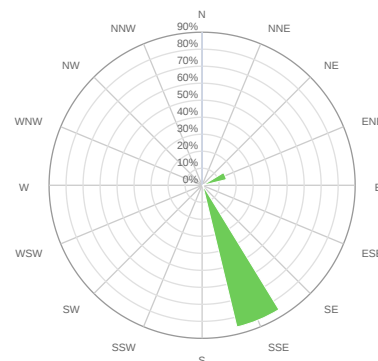
CO (ppb)

- > 14840
- 8729 - 14840
- 1746 - 8729
- 873 - 1746
- < 873



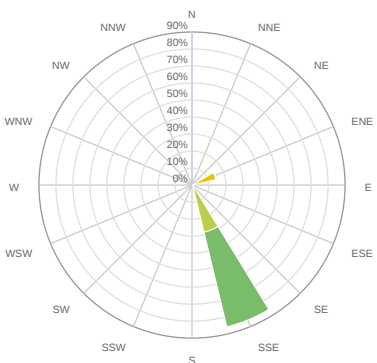
SO₂ (ppb)

- > 305.34
- 145.04 - 305.34
- 30.53 - 145.04
- 15.27 - 30.53
- < 15.27



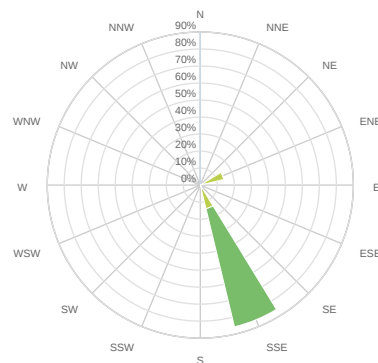
PM₁ (μg/m³)

- > 50
- 30 - 50
- 20 - 30
- 10 - 20
- < 10



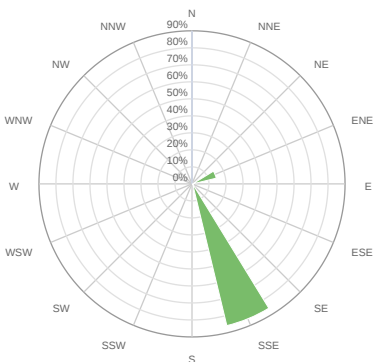
PM₁₀₀ (μg/m³)

- > 500
- 300 - 500
- 150 - 300
- 50 - 150
- < 50



Temperature (°C)

- > 40
- 35 - 40
- 30 - 35
- 23 - 30
- < 23



Alerte

No alerts for the selected date and time range

Parametrii indicelui de calitate al aerului (ICA)

Media zilnică

To Date	CAQI AQI	NO ₂ μg/m ³	O ₃ μg/m ³	PM _{2.5} μg/m ³	PM ₁₀ μg/m ³
08/03/2026, 23:59	53	8.45	19.63	27.2	52.87
09/03/2026, 23:59	23	7.84	21.04	11.08	23.3
10/03/2026, 23:59	19	7.1	21.55	7.95	18.83
11/03/2026, 23:59	26	8.56	19.26	10.94	25.28
12/03/2026, 23:59	33	10.75	17.58	14.16	32.51
13/03/2026, 23:59	46	10.34	17.03	21.54	45.47
14/03/2026, 23:59	29	5.79	26.55	11.39	27.91

Alți parametri

Media zilnică

To Date	Wind Speed m/s	Wind Direction degree	Battery %	CO ppb	SO ₂ ppb	R. Humidity %	PM ₁ μg/m ³	PM ₁₀₀ μg/m ³	Pressure HPa	Temperature °C
08/03/2026, 23:59	1.49	72.81	100	380.59	0	58.51	24.89	63.72	1018.72	11.19
09/03/2026, 23:59	5.7	153.8	100	311.64	0	57.26	9.74	31.36	1020.15	10.79
10/03/2026, 23:59	6.5	160.91	100	303.84	0	54.77	6.77	28.12	1016.89	10.52
11/03/2026, 23:59	4.35	163.32	100	330.87	0	52.76	9.3	35.85	1014.67	11.2
12/03/2026, 23:59	2.74	147.12	100	371.54	0	53.16	12.12	44.21	1013.28	13.25
13/03/2026, 23:59	2.88	167.48	100	358.18	0	57.58	19.29	58.56	1010.58	12.02
14/03/2026, 23:59	7.59	157.15	100	290.14	0	52.86	9.32	39.41	1001.76	11.43

Oizom will not be responsible for Environmental Data accuracy once Validated