

Primaria Teremia Mare

WEEKLY AIR-QUALITY REPORT

Timp de la: **03/05/2026, 00:00**
Timp până la: **10/05/2026, 00:00**

Numele dispozitivului: **Primaria Teremia Mare**
Locația dispozitivului: **DN59C Matei Boldovina, Teremia Mare 307405, Romania**

Parametrii: **CAQI , PM₁₀ , PM_{2.5} , NO₂ , O₃ , CO , Temperature , Wind Speed , Wind Direction , SO₂ , R. Humidity , PM₁ , PM₁₀₀ , Pressure**

Primaria Teremia Mare
DN59C Matei Boldovina, Teremia
Mare 307405, Romania



Media indicelui de calitate al aerului (ICA): **28**

Prezentare generală zilnică: Parametrii indicelui de calitate al aerului (ICA)

	CAQI AQI	PM ₁₀ μg/m ³	PM _{2.5} μg/m ³	NO ₂ μg/m ³	O ₃ μg/m ³
Average	28	27.45	11.01	17	23.42
Maximum	66	75	27.28	32.06	39.85
Date	08/05/2026	08/05/2026	08/05/2026	07/05/2026	05/05/2026
Minimum	16	16.41	5.99	9.74	0
Date	04/05/2026	04/05/2026	06/05/2026	03/05/2026	07/05/2026

The data shown above is based on Media zilnică .

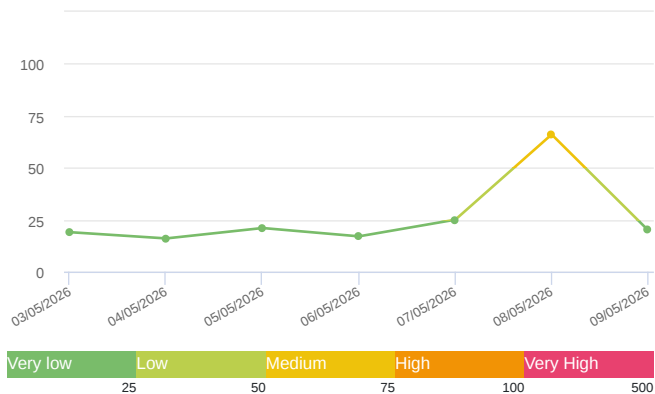
Prezentare generală zilnică: Alți parametri

	CO ppb	Temperature °C	Wind Speed m/s	Wind Direction degree	Battery %	SO ₂ ppb	R. Humidity %	PM ₁ μg/m ³	PM ₁₀₀ μg/m ³	Pressure HPa
Average	300.52	20.06	0.96	175.98	100	0	52.76	8.71	40.01	1006.94
Maximum	309.73	22.07	3.04	176.69	100	0	73.26	19.91	119.18	1011.99
Date	07/05/2026	06/05/2026	05/05/2026	05/05/2026	03/05/2026	03/05/2026	07/05/2026	08/05/2026	08/05/2026	03/05/2026
Minimum	289.08	16.27	1.35	333.23	100	0	39.42	4.55	24.01	1003.42
Date	05/05/2026	03/05/2026	08/05/2026	08/05/2026	03/05/2026	03/05/2026	04/05/2026	06/05/2026	04/05/2026	06/05/2026

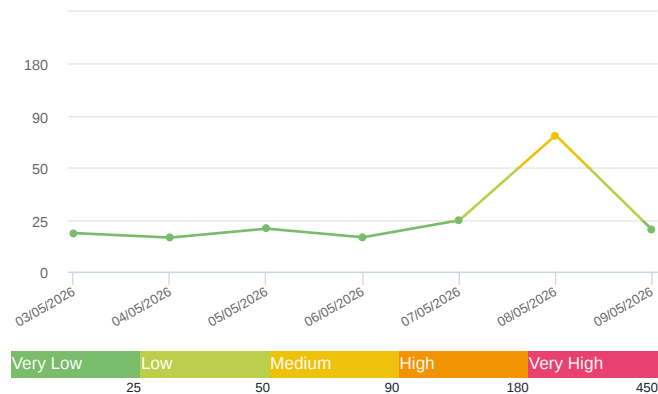
The data shown above is based on Media zilnică .

Media zilnică

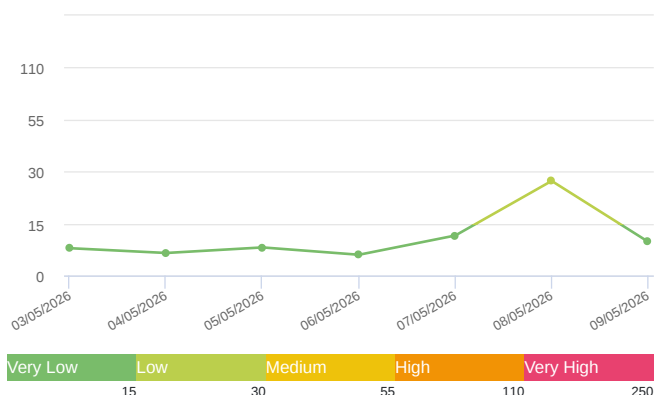
CAQI (AQI)



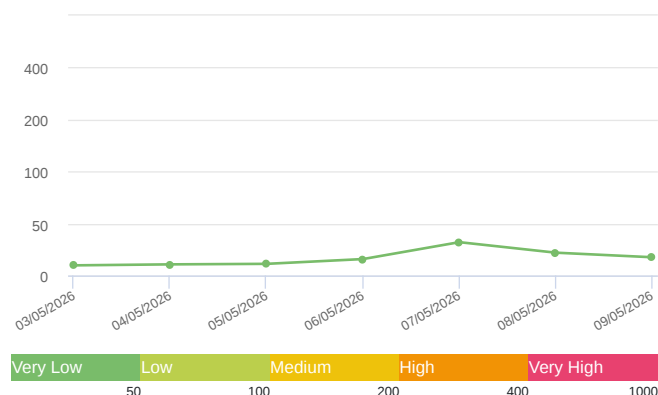
PM₁₀ (μg/m³)



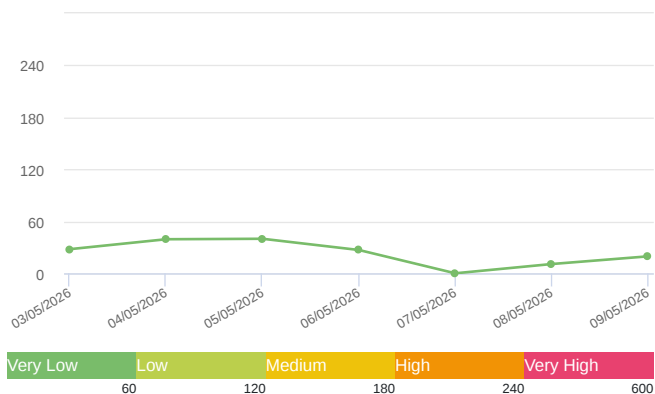
PM_{2.5} (μg/m³)



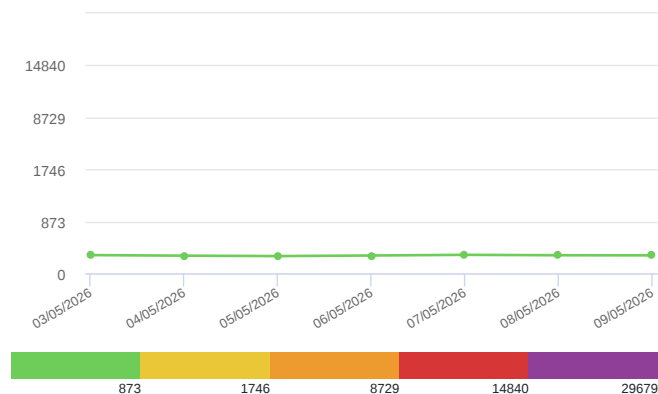
NO₂ (μg/m³)



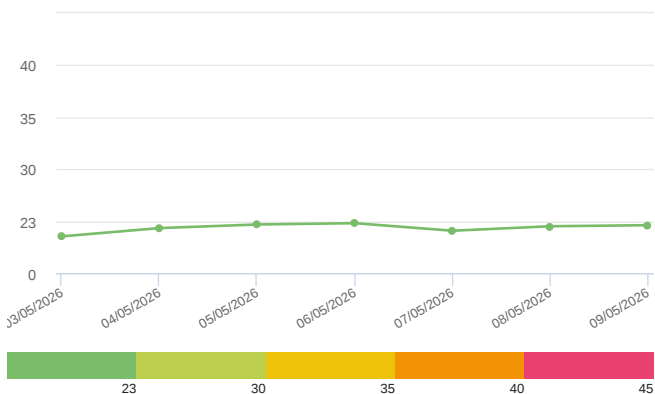
O₃ (μg/m³)



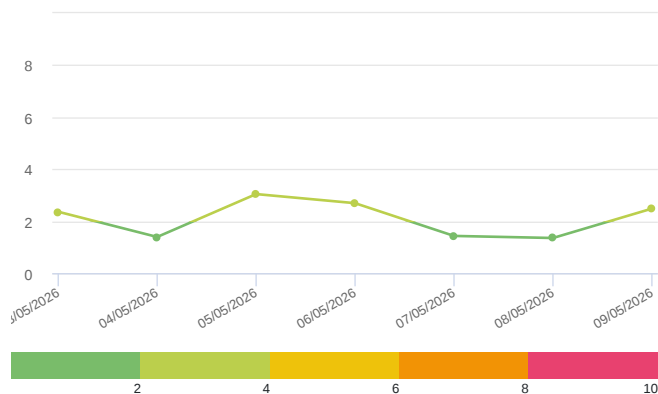
CO (ppb)



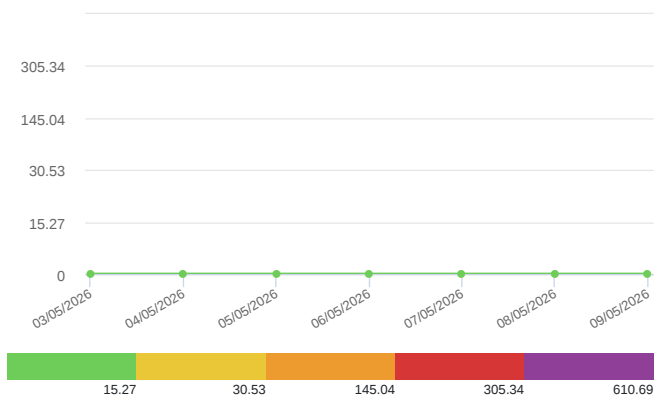
Temperature (°C)



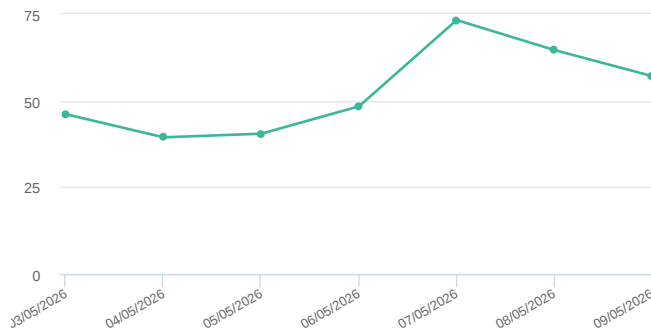
Wind Speed (m/s)



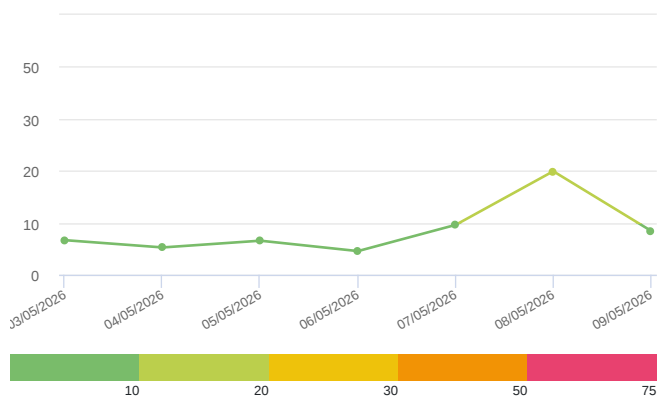
SO₂ (ppb)



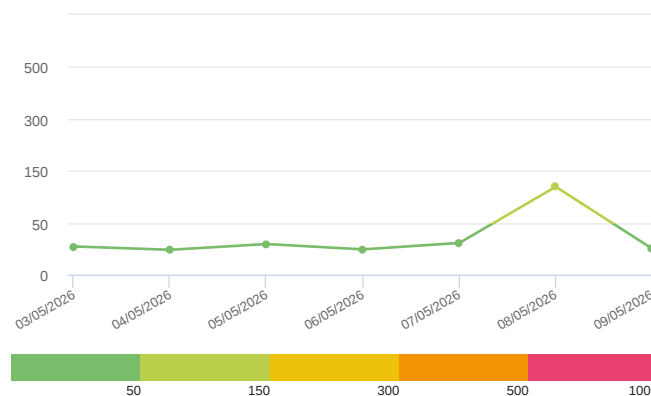
R. Humidity (%)



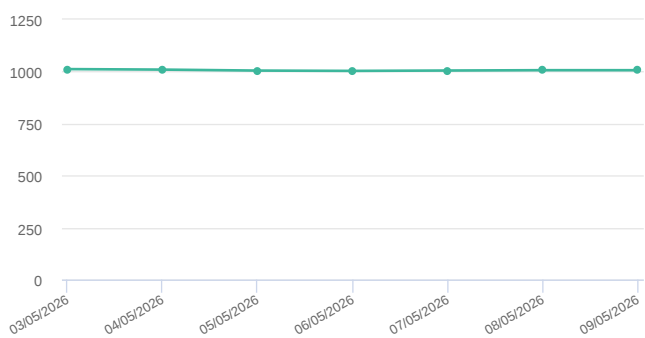
PM₁ (μg/m³)



PM₁₀₀ (μg/m³)

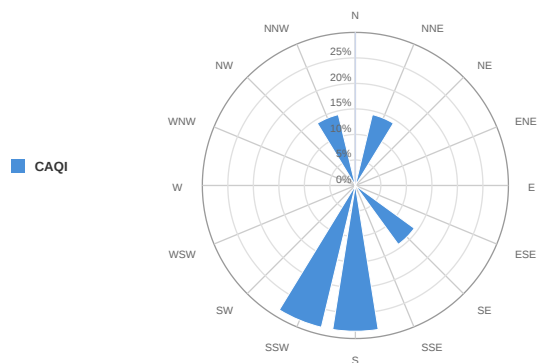


Pressure (hPa)

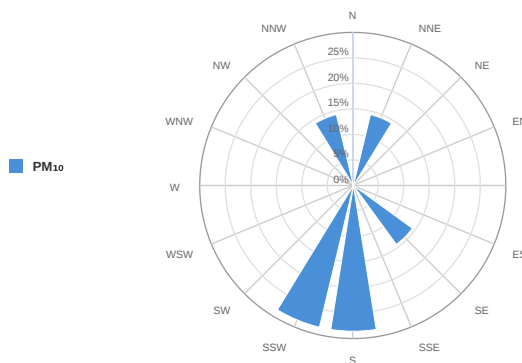


Media zilnică

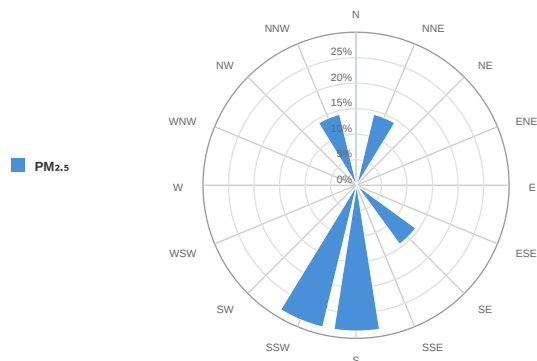
CAQI (AQI)



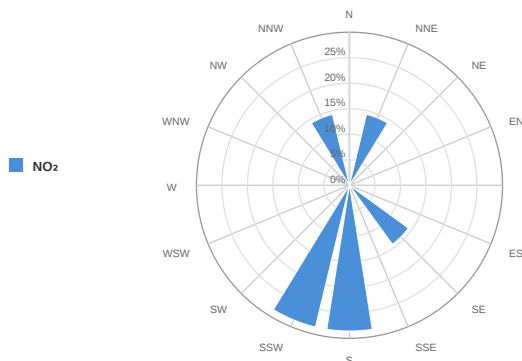
PM₁₀ (μg/m³)



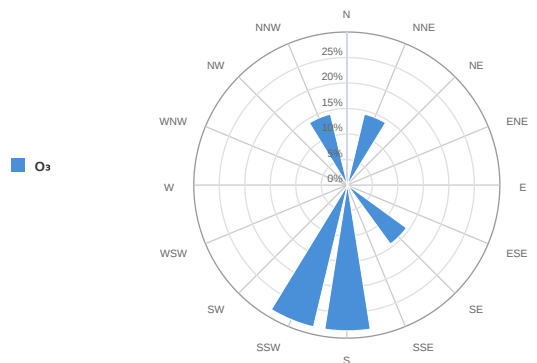
PM_{2.5} (μg/m³)



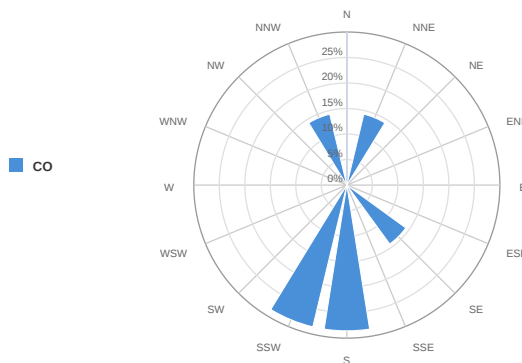
NO₂ (μg/m³)



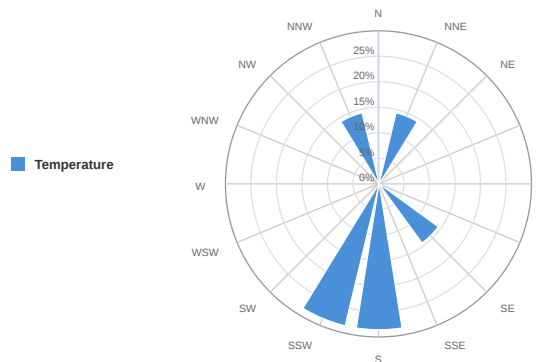
O₃ (μg/m³)



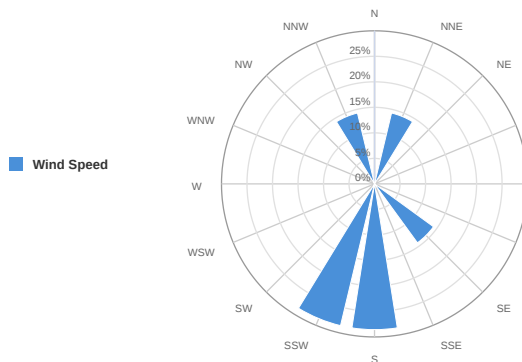
CO (ppb)



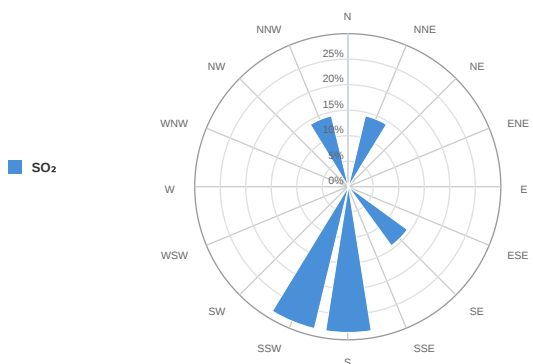
Temperature (°C)



Wind Speed (m/s)

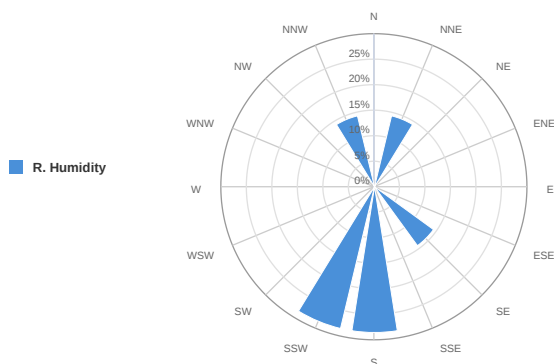


SO₂ (ppb)



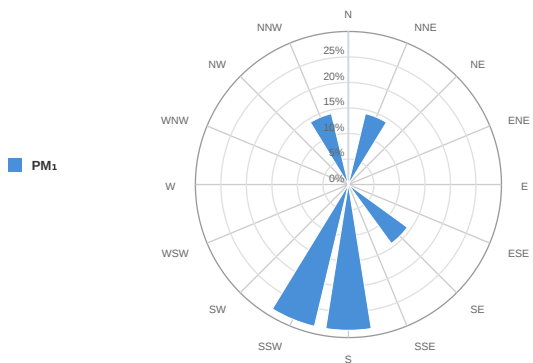
■ SO₂

R. Humidity (%)



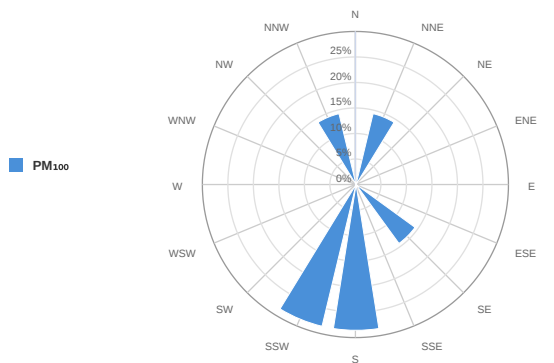
■ R. Humidity

PM₁ (μg/m³)



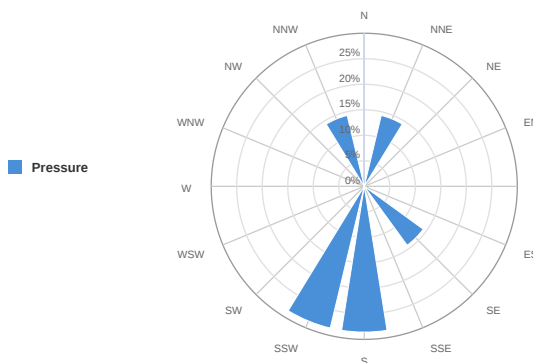
■ PM₁

PM₁₀₀ (μg/m³)



■ PM₁₀₀

Pressure (HPa)



■ Pressure

Alerte

No alerts for the selected date and time range

Parametrii indicelui de calitate al aerului (ICA)

Media zilnică

To Date	CAQI AQI	PM ₁₀ μg/m ³	PM _{2.5} μg/m ³	NO ₂ μg/m ³	O ₃ μg/m ³
03/05/2026, 23:59	19	18.57	7.87	9.74	27.85
04/05/2026, 23:59	16	16.41	6.5	10.69	39.33
05/05/2026, 23:59	21	20.7	8.1	11.18	39.85
06/05/2026, 23:59	17	16.55	5.99	15.8	26.87
07/05/2026, 23:59	25	24.72	11.53	32.06	0
08/05/2026, 23:59	66	75	27.28	21.95	10.67
09/05/2026, 23:59	20	20.21	9.77	17.56	19.54

Alți parametri

Media zilnică

To Date	CO ppb	Temperature °C	Wind Speed m/s	Wind Direction degree	Battery %	SO ₂ ppb	R. Humidity %	PM ₁ μg/m ³	PM ₁₀₀ μg/m ³	Pressure HPa
03/05/2026, 23:59	305.67	16.27	2.36	145.16	100	0	46.07	6.65	27.22	1011.99
04/05/2026, 23:59	295.65	19.92	1.39	174.4	100	0	39.42	5.25	24.01	1009.6
05/05/2026, 23:59	289.08	21.51	3.04	176.69	100	0	40.47	6.55	29.54	1004.89
06/05/2026, 23:59	298.88	22.07	2.69	199.86	100	0	48.37	4.55	24.38	1003.42
07/05/2026, 23:59	309.73	18.74	1.43	205.39	100	0	73.26	9.59	30.58	1005.17
08/05/2026, 23:59	303.15	20.73	1.35	333.23	100	0	64.61	19.91	119.18	1006.79
09/05/2026, 23:59	301.47	21.18	2.48	22.45	100	0	57.1	8.46	25.19	1006.71

Oizom will not be responsible for Environmental Data accuracy once Validated