

Primaria Teremia Mare

WEEKLY AIR-QUALITY REPORT

Timp de la: **26/04/2026, 00:00**
Timp până la: **03/05/2026, 00:00**

Numele dispozitivului: **Primaria Teremia Mare**
Locația dispozitivului: **DN59C Matei Boldovina, Teremia Mare 307405, Romania**

Parametrii: **CAQI , PM₁₀ , PM_{2.5} , NO₂ , O₃ , CO , Temperature , Wind Speed , Wind Direction , SO₂ , R. Humidity , PM₁ , PM₁₀₀ , Pressure**

Primaria Teremia Mare
DN59C Matei Boldovina, Teremia
Mare 307405, Romania



Media indicelui de calitate al aerului (ICA): 17

Prezentare generală zilnică: Parametrii indicelui de calitate al aerului (ICA)

	CAQI AQI	PM ₁₀ μg/m ³	PM _{2.5} μg/m ³	NO ₂ μg/m ³	O ₃ μg/m ³
Average	17	16.65	5.62	8.47	30.39
Maximum	20	19.6	6.82	10.16	35.95
Date	28/04/2026	28/04/2026	01/05/2026	28/04/2026	26/04/2026
Minimum	14	14.22	3.99	6.85	27.63
Date	30/04/2026	30/04/2026	30/04/2026	01/05/2026	29/04/2026

The data shown above is based on Media zilnică .

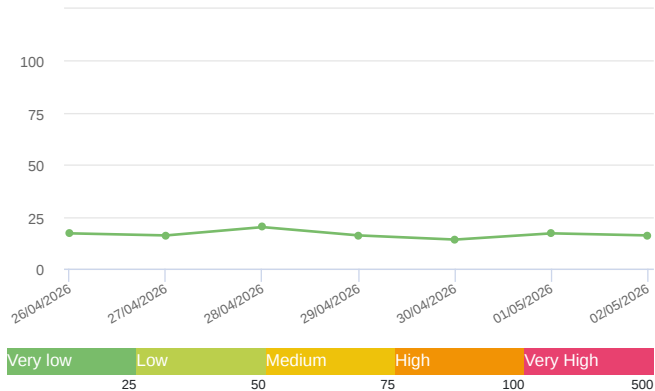
Prezentare generală zilnică: Alți parametri

	CO ppb	Temperature °C	Wind Speed m/s	Wind Direction degree	Battery %	SO ₂ ppb	R. Humidity %	PM ₁ μg/m ³	PM ₁₀₀ μg/m ³	Pressure HPa
Average	291.35	14.49	3.33	16.65	100	0	41.14	4.33	27.99	1012.43
Maximum	307.13	16.61	6.15	9.08	100	0	43.02	5.74	31.67	1016.71
Date	28/04/2026	26/04/2026	30/04/2026	30/04/2026	26/04/2026	26/04/2026	02/05/2026	01/05/2026	28/04/2026	01/05/2026
Minimum	276.07	12.01	2.27	59.48	100	0	37.37	2.92	26.17	1006.99
Date	30/04/2026	30/04/2026	27/04/2026	27/04/2026	26/04/2026	26/04/2026	30/04/2026	30/04/2026	02/05/2026	26/04/2026

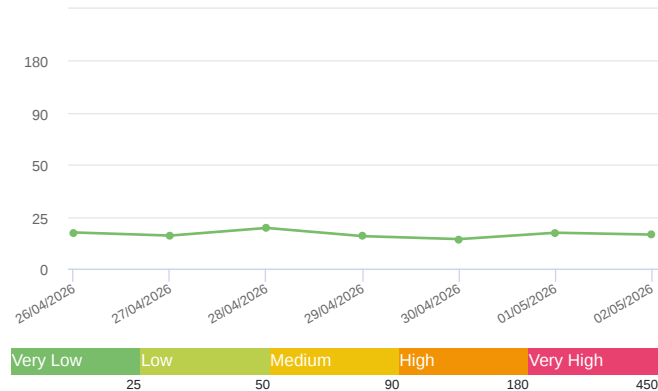
The data shown above is based on Media zilnică .

Media zilnică

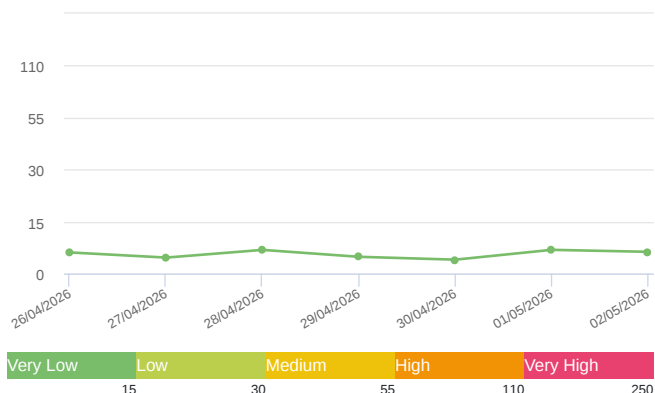
CAQI (AQI)



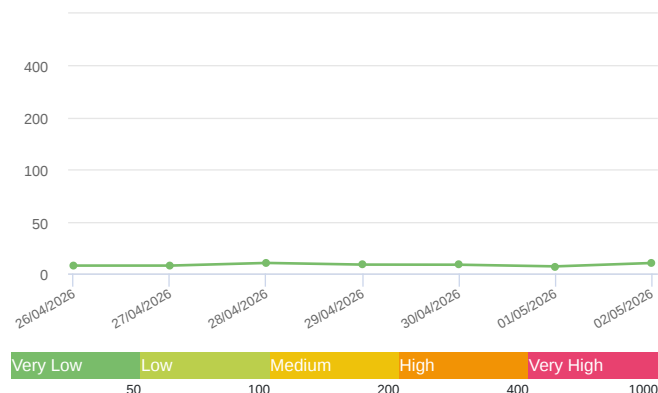
PM₁₀ (μg/m³)



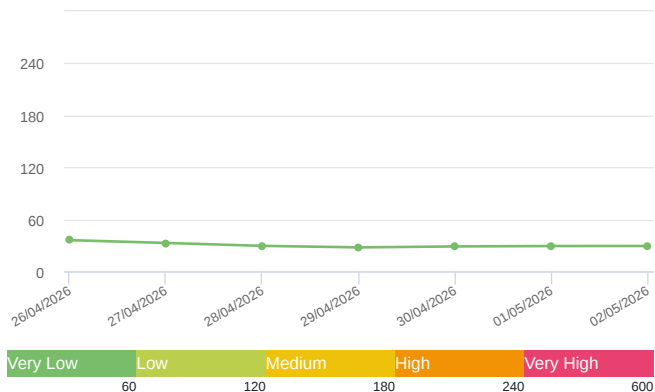
PM_{2.5} (μg/m³)



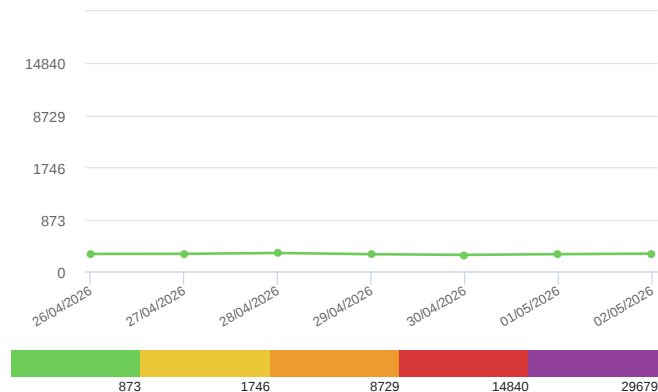
NO₂ (μg/m³)



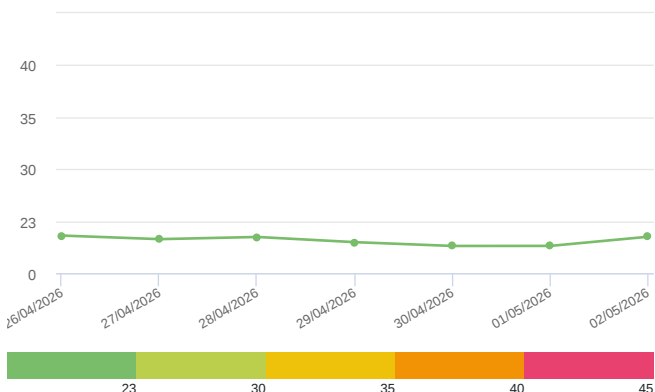
O₃ (μg/m³)



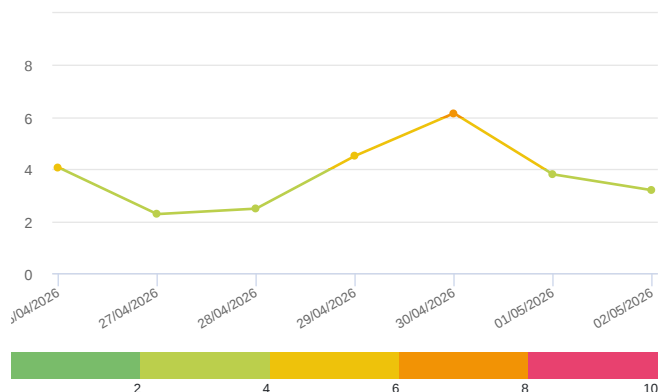
CO (ppb)



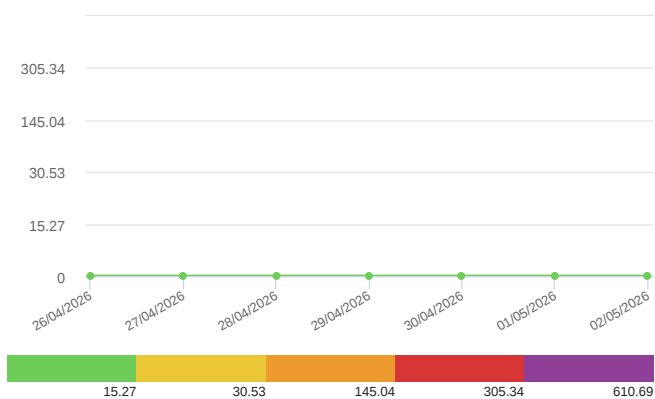
Temperature (°C)



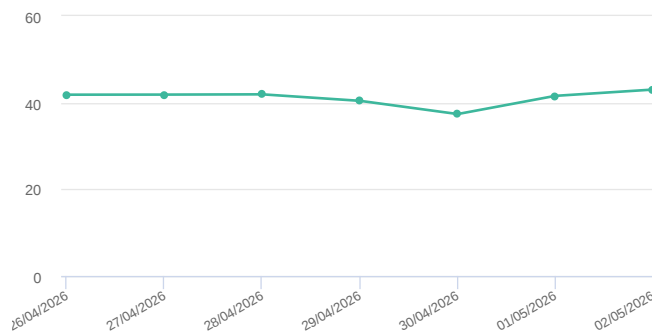
Wind Speed (m/s)



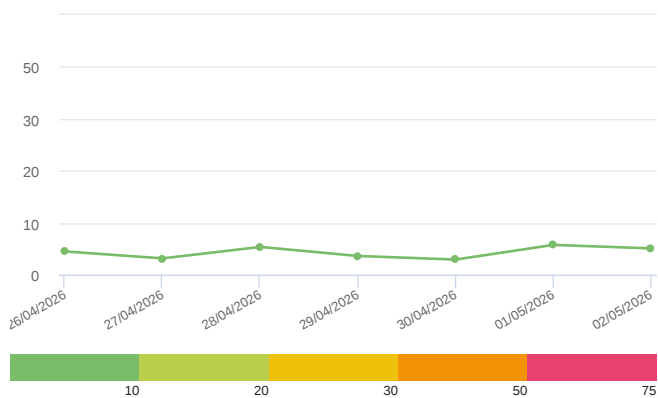
SO₂ (ppb)



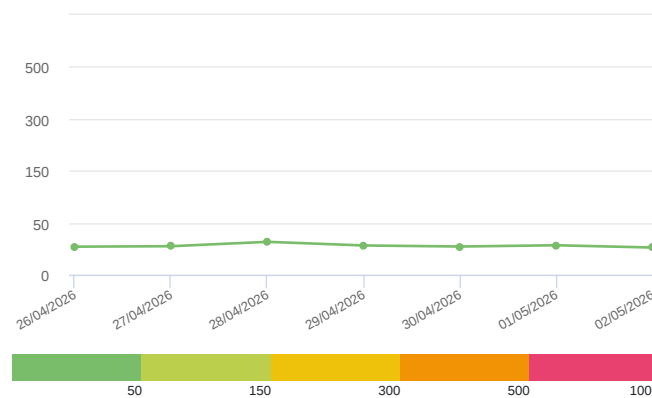
R. Humidity (%)



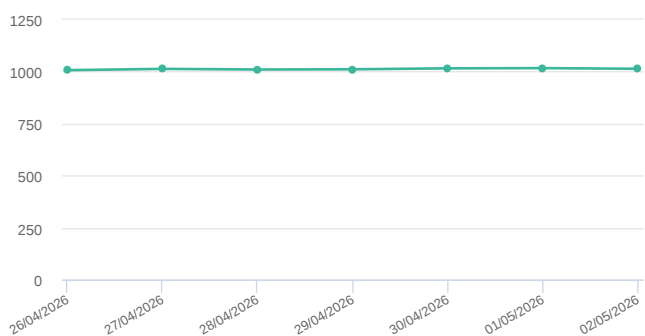
PM₁ (μg/m³)



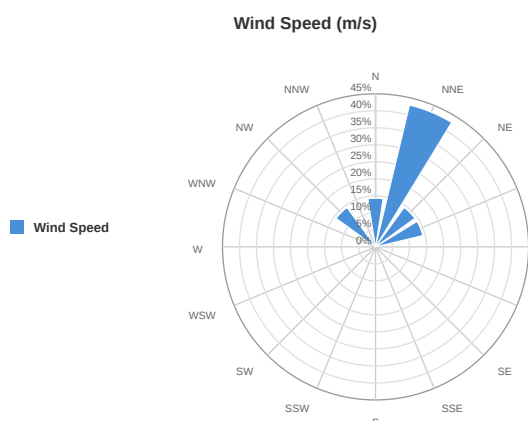
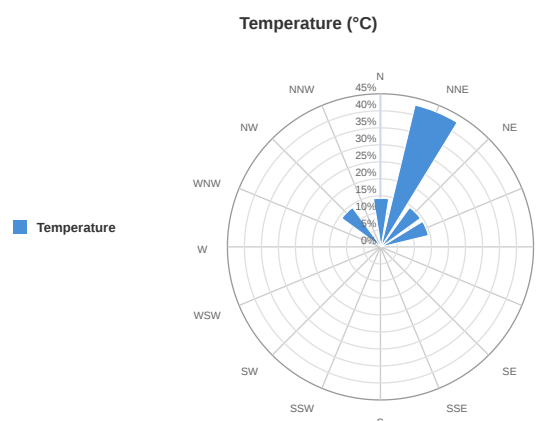
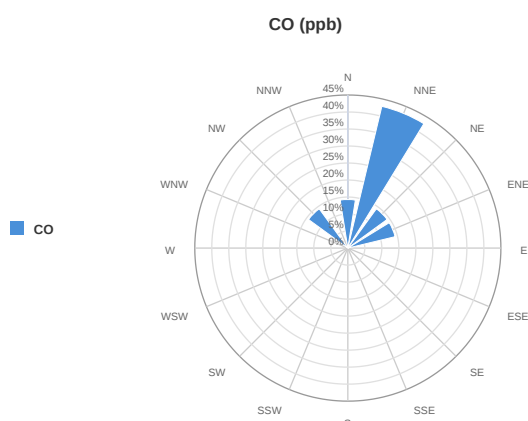
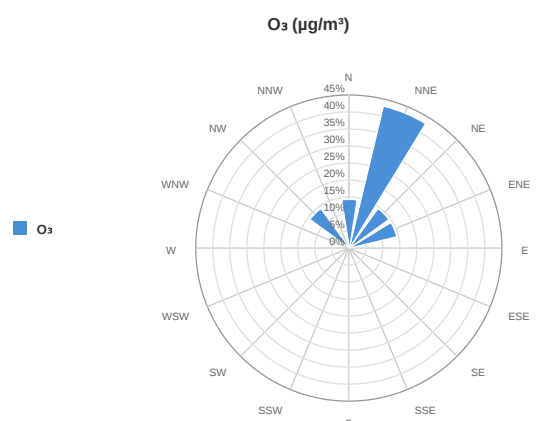
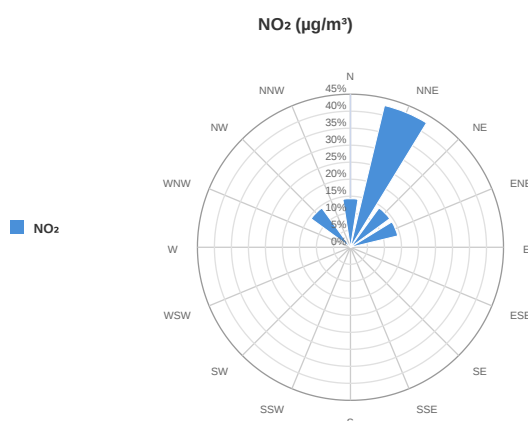
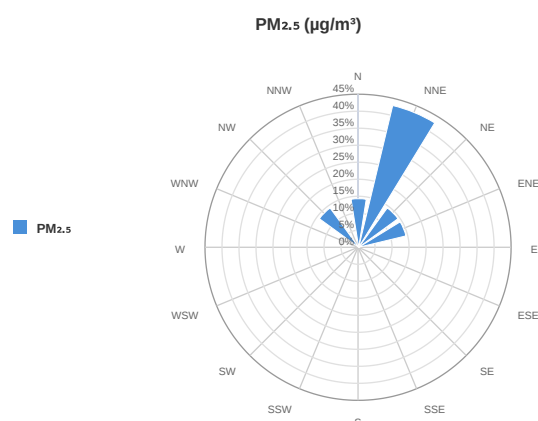
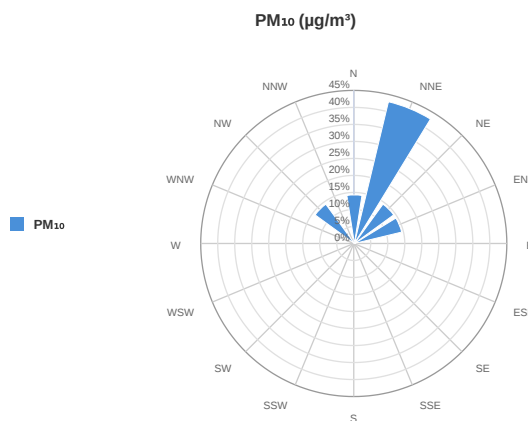
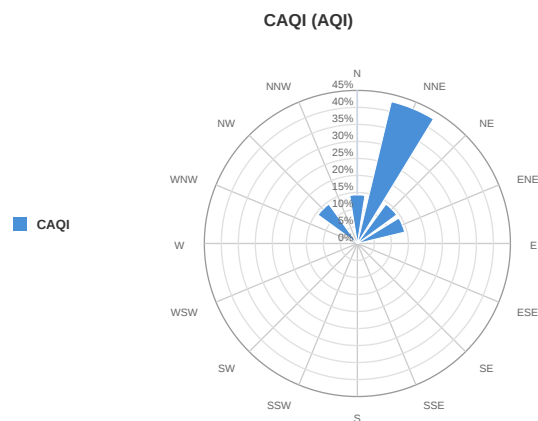
PM₁₀₀ (μg/m³)



Pressure (hPa)

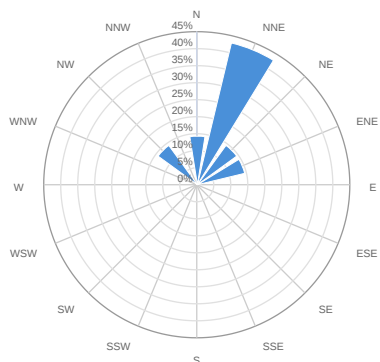


Media zilnică



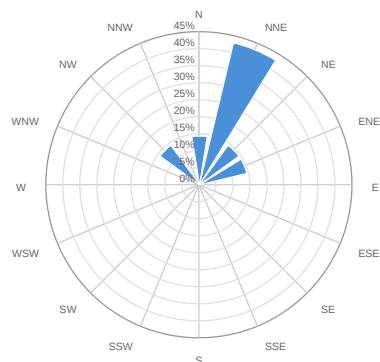
SO₂ (ppb)

■ SO₂



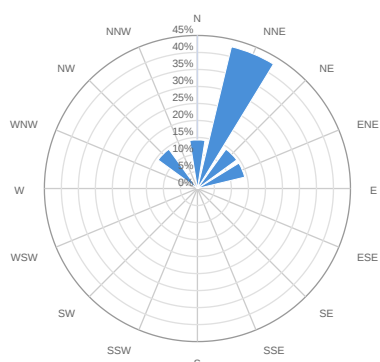
R. Humidity (%)

■ R. Humidity



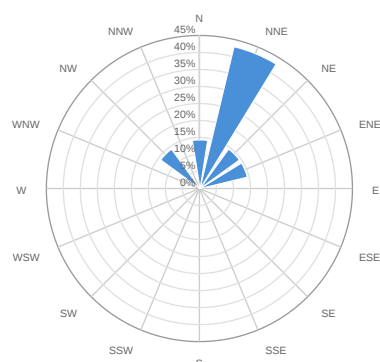
PM₁ (μg/m³)

■ PM₁



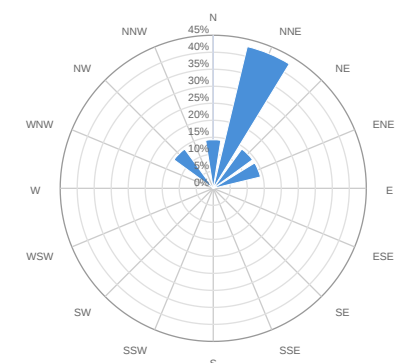
PM₁₀₀ (μg/m³)

■ PM₁₀₀



Pressure (hPa)

■ Pressure



Alerte

No alerts for the selected date and time range

Parametrii indicelui de calitate al aerului (ICA)

Media zilnică

To Date	CAQI AQI	PM ₁₀ μg/m ³	PM _{2.5} μg/m ³	NO ₂ μg/m ³	O ₃ μg/m ³
26/04/2026, 23:59	17	17.42	6.07	7.6	35.95
27/04/2026, 23:59	16	15.92	4.59	7.61	32.72
28/04/2026, 23:59	20	19.6	6.81	10.16	29.35
29/04/2026, 23:59	16	15.65	4.82	8.56	27.63
30/04/2026, 23:59	14	14.22	3.99	8.44	28.67
01/05/2026, 23:59	17	17.31	6.82	6.85	29.16
02/05/2026, 23:59	16	16.41	6.26	10.08	29.24

Alți parametri

Media zilnică

To Date	CO ppb	Temperature °C	Wind Speed m/s	Wind Direction degree	Battery %	SO ₂ ppb	R. Humidity %	PM ₁ μg/m ³	PM ₁₀₀ μg/m ³	Pressure HPa
26/04/2026, 23:59	291.53	16.61	4.07	318.04	100	0	41.84	4.48	26.98	1006.99
27/04/2026, 23:59	293.7	15.01	2.27	59.48	100	0	41.86	3.15	27.45	1013.07
28/04/2026, 23:59	307.13	15.98	2.48	49.83	100	0	41.92	5.35	31.67	1010.07
29/04/2026, 23:59	286.8	13.68	4.51	28.46	100	0	40.42	3.61	28.16	1011.1
30/04/2026, 23:59	276.07	12.01	6.15	9.08	100	0	37.37	2.92	27.13	1015.64
01/05/2026, 23:59	287.94	12.02	3.8	24.71	100	0	41.57	5.74	28.34	1016.71
02/05/2026, 23:59	296.29	16.08	3.19	15.34	100	0	43.02	5.07	26.17	1013.42

Oizom will not be responsible for Environmental Data accuracy once Validated