

Primaria Teremia Mare

WEEKLY AIR-QUALITY REPORT

Timp de la: **12/04/2026, 00:00**
Timp până la: **19/04/2026, 00:00**

Numele dispozitivului: **Primaria Teremia Mare**
Locația dispozitivului: **DN59C Matei Boldovina, Teremia Mare 307405, Romania**

Parametrii: **CAQI , PM₁₀ , PM_{2.5} , NO₂ , O₃ , CO , Temperature , Wind Speed , Wind Direction , SO₂ , R. Humidity , PM₁ , PM₁₀₀ , Pressure**

Primaria Teremia Mare
DN59C Matei Boldovina, Teremia
Mare 307405, Romania



Media indicelui de calitate al aerului (ICA): **30**

Prezentare generală zilnică: Parametrii indicelui de calitate al aerului (ICA)

	CAQI AQI	PM ₁₀ μg/m ³	PM _{2.5} μg/m ³	NO ₂ μg/m ³	O ₃ μg/m ³
Average	30	29.03	13.56	11.8	20.97
Maximum	40	39.94	18.96	15.6	25.21
Date	17/04/2026	17/04/2026	17/04/2026	16/04/2026	18/04/2026
Minimum	19	19.31	8.21	9.57	16.92
Date	18/04/2026	18/04/2026	18/04/2026	18/04/2026	14/04/2026

The data shown above is based on Media zilnică .

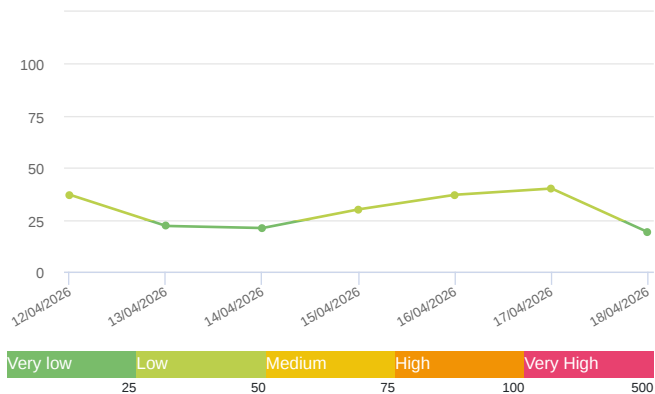
Prezentare generală zilnică: Alți parametri

	CO ppb	Temperature °C	Wind Speed m/s	Wind Direction degree	Battery %	SO ₂ ppb	R. Humidity %	PM ₁ μg/m ³	PM ₁₀₀ μg/m ³	Pressure HPa
Average	320.36	15.21	1.66	68.25	100	0	56	12.02	38.29	1009.56
Maximum	337.6	18.49	4.91	16.64	100	0	59.55	17.02	50.35	1011.4
Date	16/04/2026	16/04/2026	18/04/2026	18/04/2026	12/04/2026	12/04/2026	14/04/2026	17/04/2026	17/04/2026	15/04/2026
Minimum	297.96	10.73	1.24	76.44	100	0	50.63	7.13	27.75	1007.19
Date	18/04/2026	12/04/2026	15/04/2026	15/04/2026	12/04/2026	12/04/2026	18/04/2026	18/04/2026	13/04/2026	13/04/2026

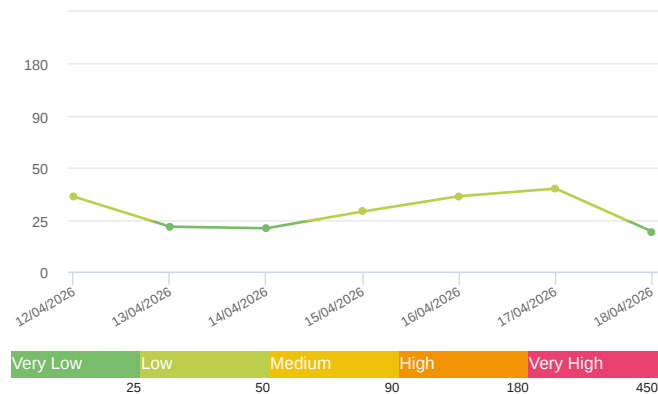
The data shown above is based on Media zilnică .

Media zilnică

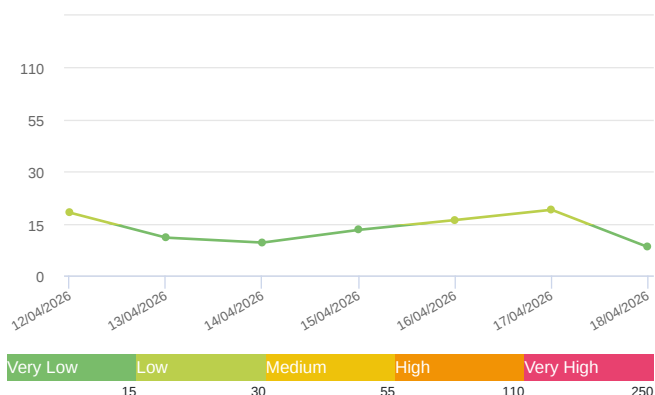
CAQI (AQI)



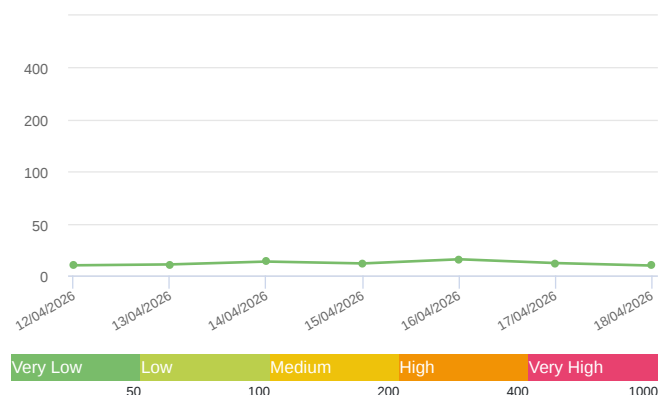
PM₁₀ (μg/m³)



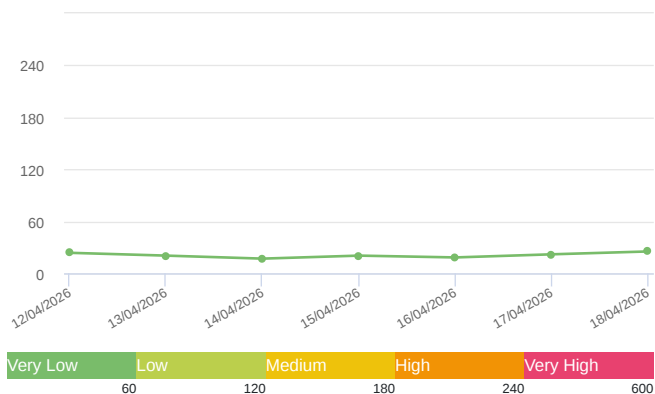
PM_{2.5} (μg/m³)



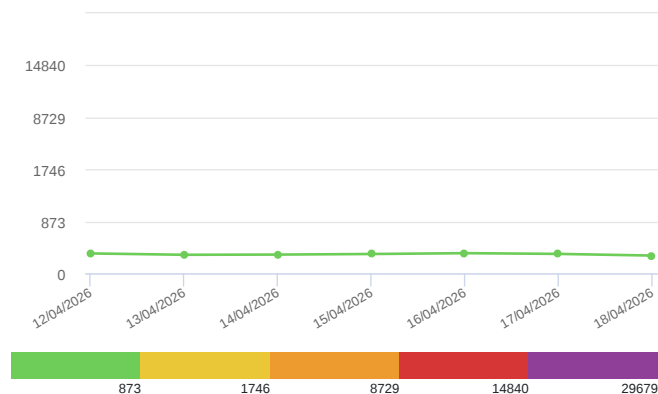
NO₂ (μg/m³)



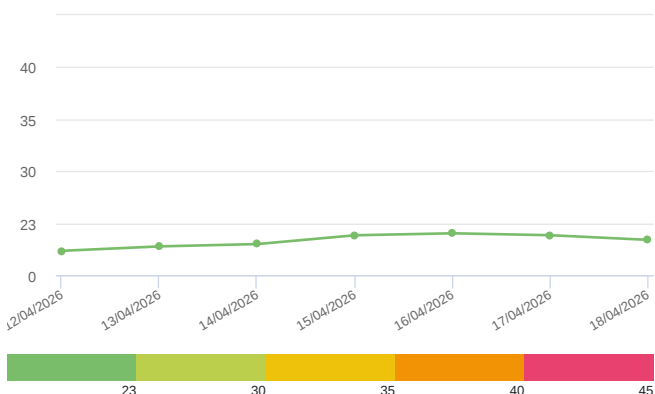
O₃ (μg/m³)



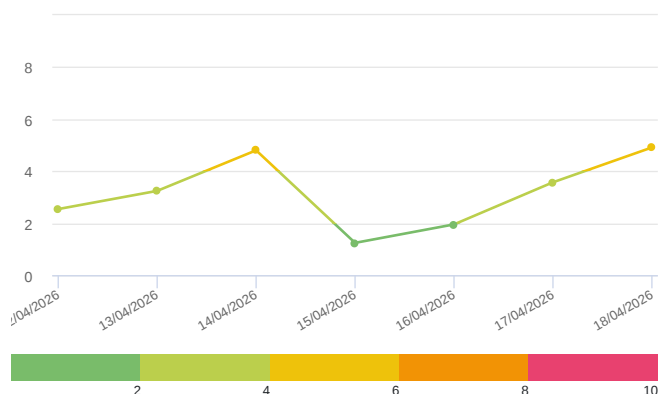
CO (ppb)



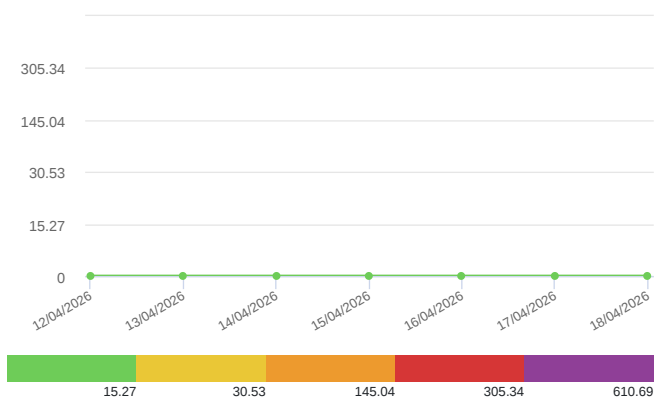
Temperature (°C)



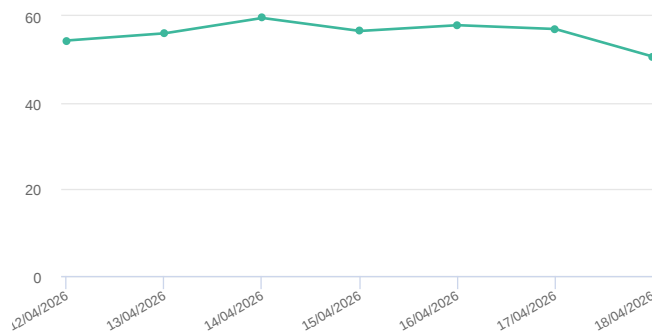
Wind Speed (m/s)



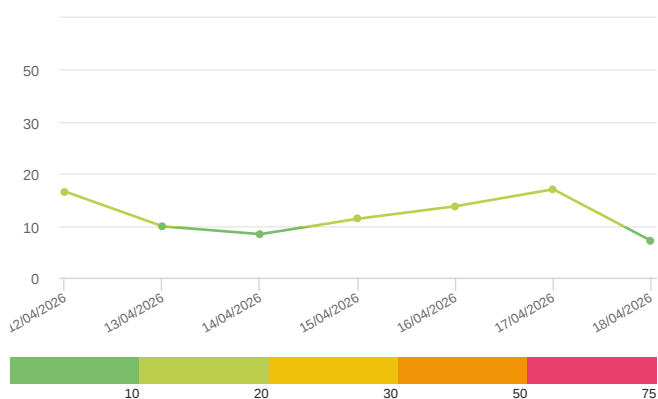
SO₂ (ppb)



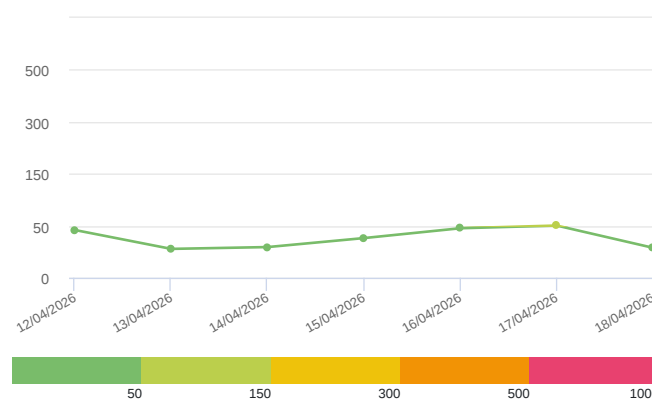
R. Humidity (%)



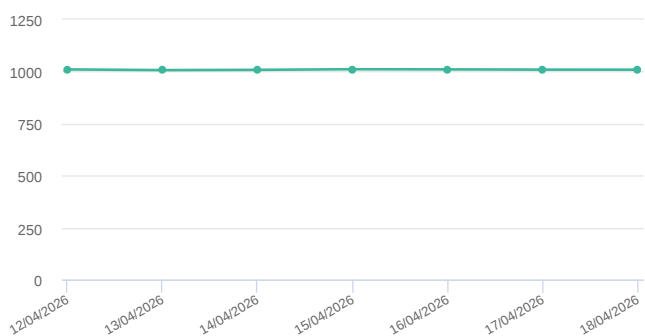
PM₁ (μg/m³)



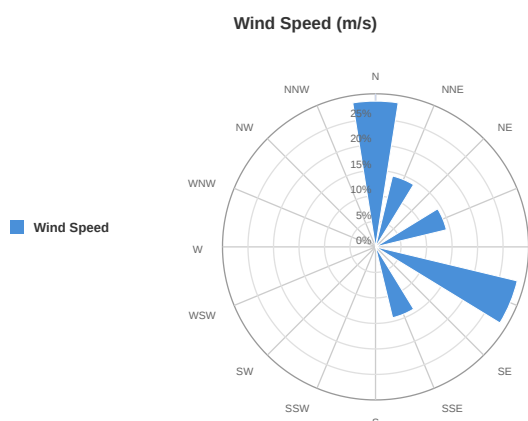
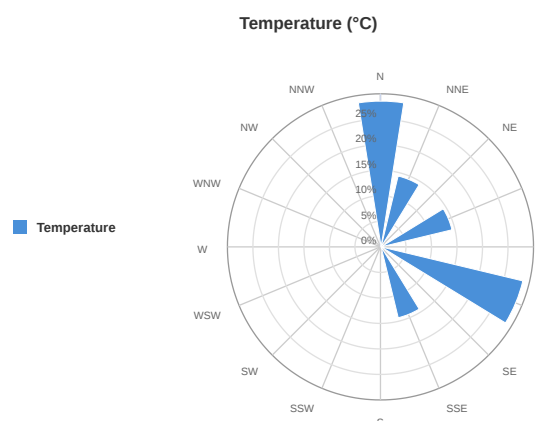
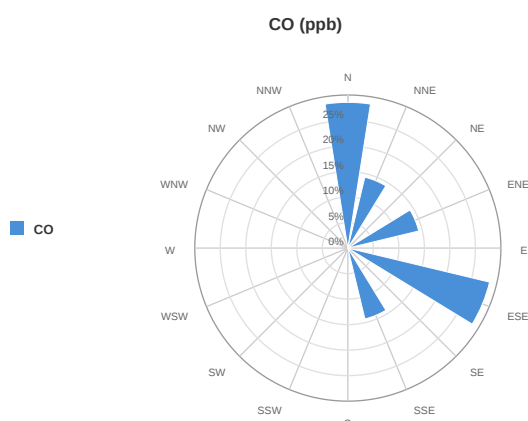
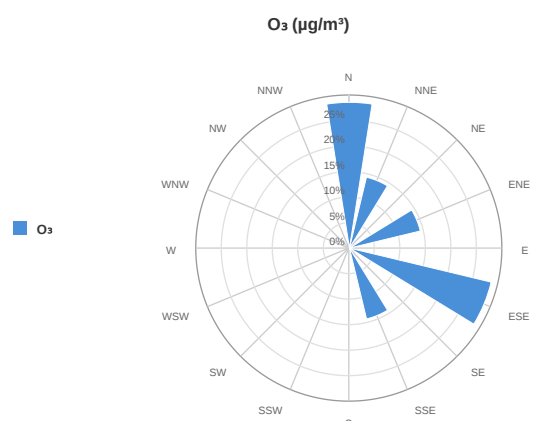
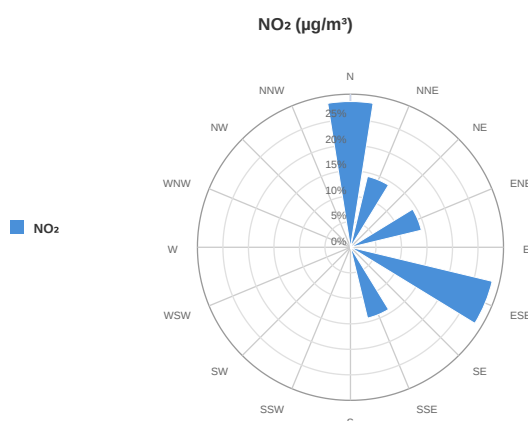
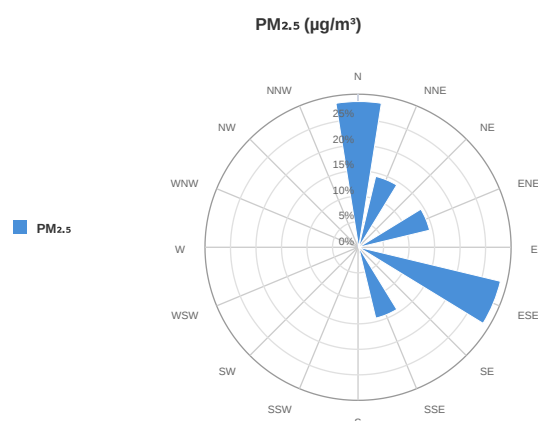
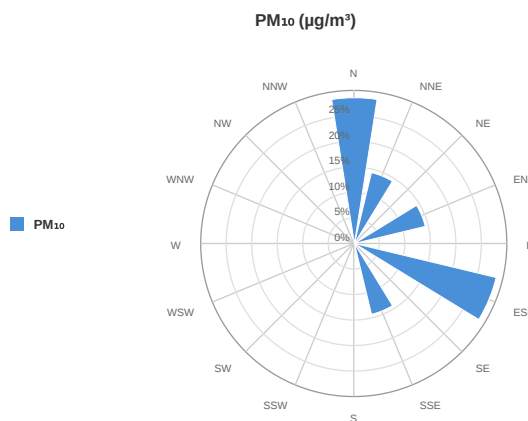
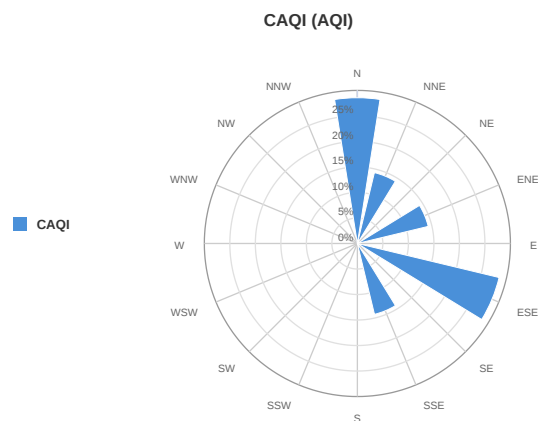
PM₁₀₀ (μg/m³)



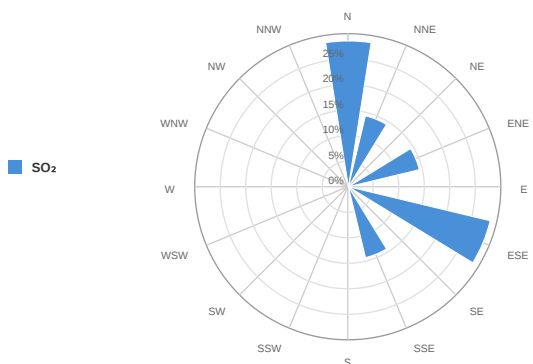
Pressure (hPa)



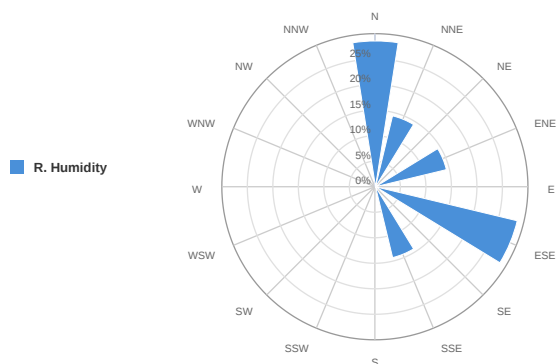
Media zilnică



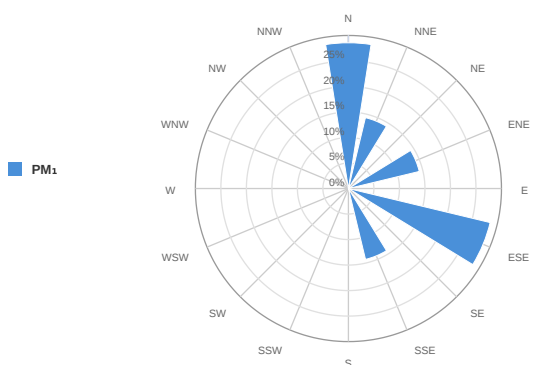
SO₂ (ppb)



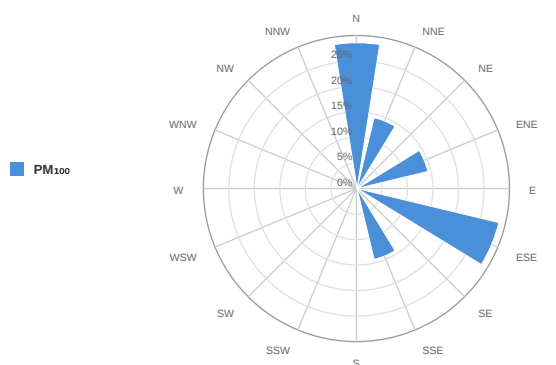
R. Humidity (%)



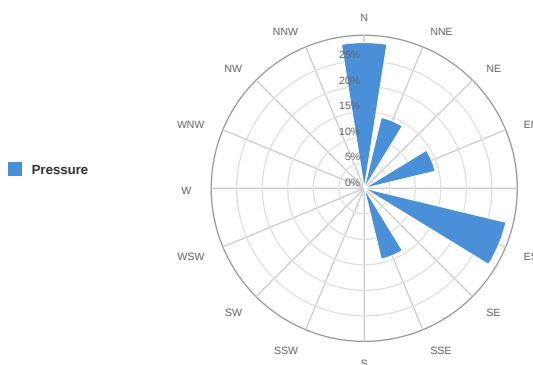
PM₁ (μg/m³)



PM₁₀₀ (μg/m³)



Pressure (HPa)



Alerte

No alerts for the selected date and time range

Parametrii indicelui de calitate al aerului (ICA)

Media zilnică

To Date	CAQI AQI	PM ₁₀ μg/m ³	PM _{2.5} μg/m ³	NO ₂ μg/m ³	O ₃ μg/m ³
12/04/2026, 23:59	37	36.09	18.14	9.8	23.61
13/04/2026, 23:59	22	21.66	10.92	10.66	20.42
14/04/2026, 23:59	21	20.89	9.5	13.38	16.92
15/04/2026, 23:59	30	28.97	13.17	11.62	20.42
16/04/2026, 23:59	37	36.32	16	15.6	18.3
17/04/2026, 23:59	40	39.94	18.96	11.94	21.9
18/04/2026, 23:59	19	19.31	8.21	9.57	25.21

Alți parametri

Media zilnică

To Date	CO ppb	Temperature °C	Wind Speed m/s	Wind Direction degree	Battery %	SO ₂ ppb	R. Humidity %	PM ₁ μg/m ³	PM ₁₀₀ μg/m ³	Pressure HPa
12/04/2026, 23:59	333.12	10.73	2.54	110.45	100	0	54.35	16.59	45.91	1010.5
13/04/2026, 23:59	310.5	12.69	3.24	109.7	100	0	56.01	9.89	27.75	1007.19
14/04/2026, 23:59	314.2	13.72	4.8	151.1	100	0	59.55	8.39	29.51	1008.47
15/04/2026, 23:59	323.46	17.61	1.24	76.44	100	0	56.55	11.35	38.14	1011.4
16/04/2026, 23:59	337.6	18.49	1.95	358.26	100	0	57.88	13.76	47.62	1010.62
17/04/2026, 23:59	325.68	17.63	3.57	7.78	100	0	57	17.02	50.35	1009.49
18/04/2026, 23:59	297.96	15.59	4.91	16.64	100	0	50.63	7.13	28.78	1009.27

Oizom will not be responsible for Environmental Data accuracy once Validated