

Primaria Teremia Mare

WEEKLY AIR-QUALITY REPORT

Timp de la: **05/04/2026, 00:00**
Timp până la: **12/04/2026, 00:00**

Numele dispozitivului: **Primaria Teremia Mare**
Locația dispozitivului: **DN59C Matei Boldovina, Teremia Mare 307405, Romania**

Parametrii: **NO₂ , O₃ , PM_{2.5} , PM₁₀ , Wind Speed , Wind Direction , CO , SO₂ , R. Humidity , PM₁ , PM₁₀₀ , Pressure , Temperature**

Primaria Teremia Mare
DN59C Matei Boldovina, Teremia
Mare 307405, Romania



Media indicelui de calitate al aerului (ICA): **28**

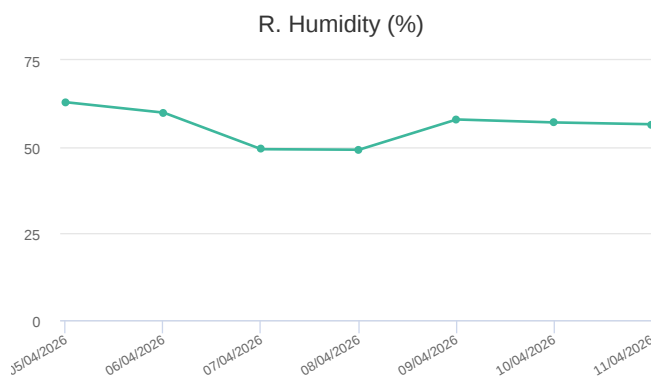
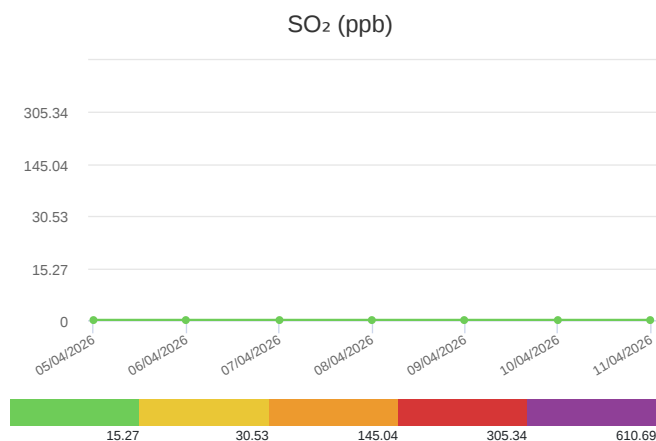
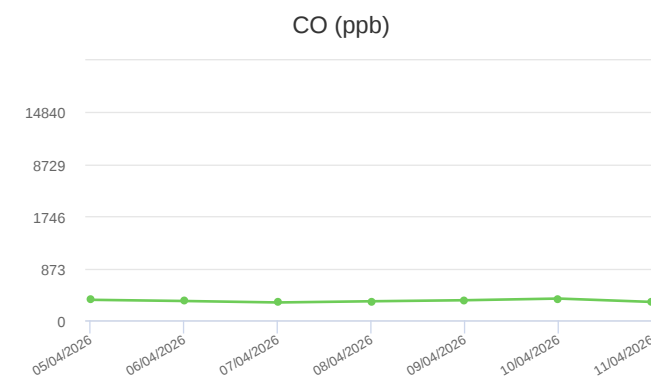
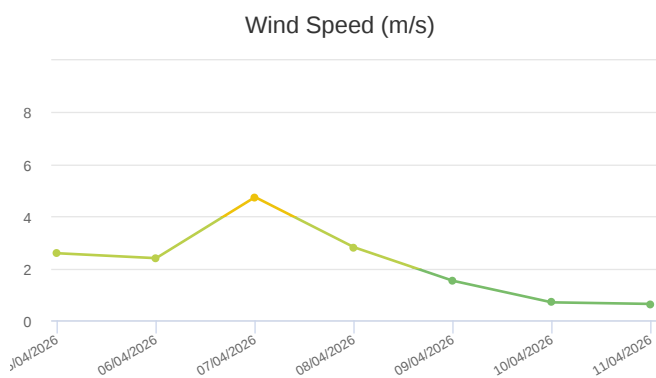
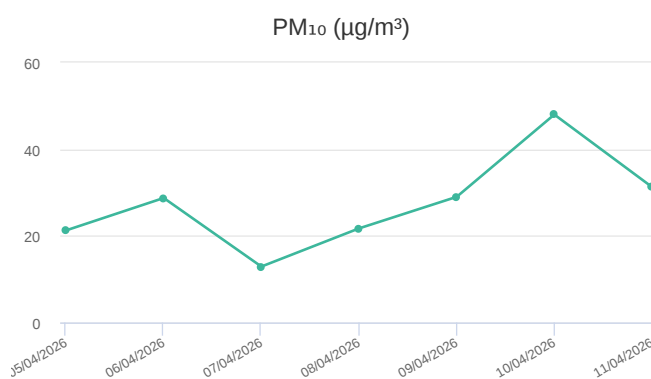
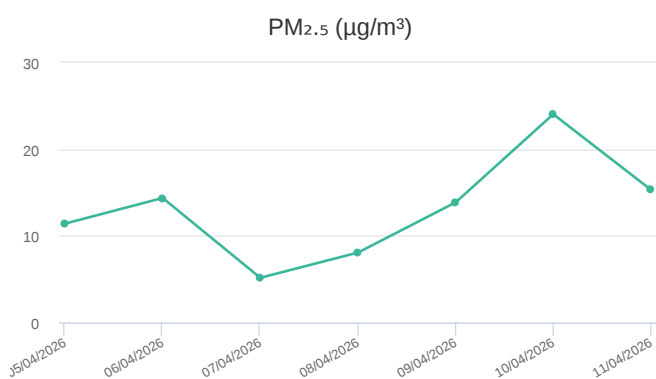
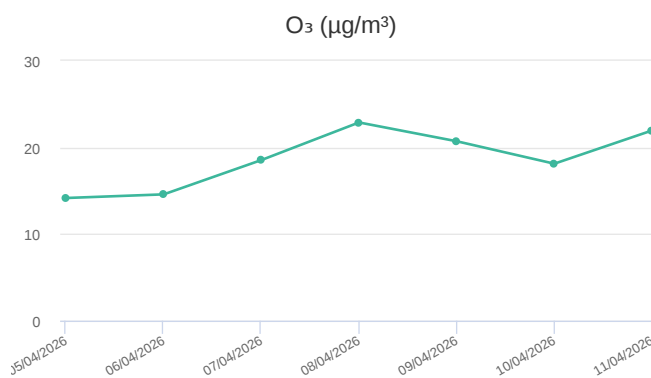
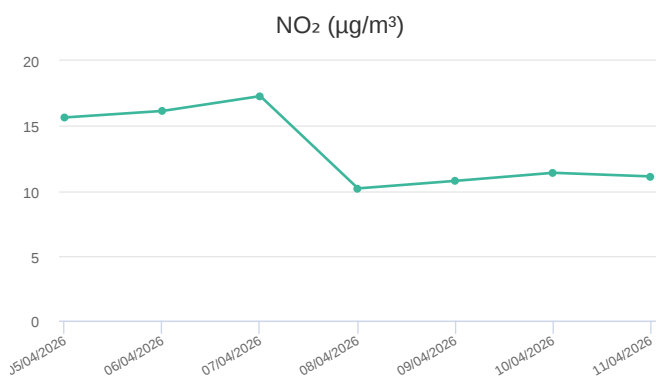
Prezentare generală zilnică: Parametrii indicelui de calitate al aerului (ICA)

	NO ₂ μg/m ³	O ₃ μg/m ³	PM _{2.5} μg/m ³	PM ₁₀ μg/m ³
Average	13.21	18.7	13.17	27.56
Maximum	17.28	22.88	24.04	48
Date	07/04/2026	08/04/2026	10/04/2026	10/04/2026
Minimum	10.18	14.16	5.16	12.91
Date	08/04/2026	05/04/2026	07/04/2026	07/04/2026

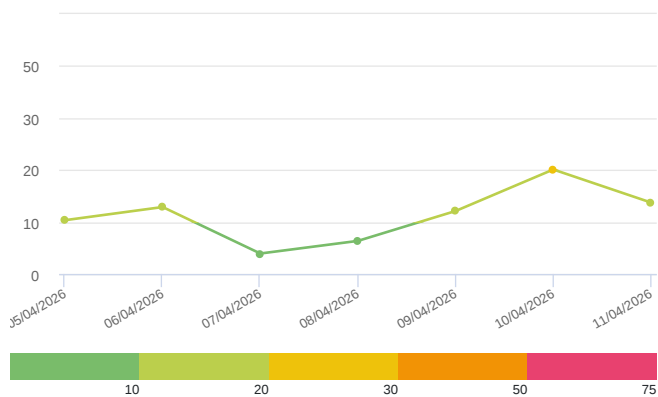
Prezentare generală zilnică: Alți parametri

	Wind Speed m/s	Wind Direction degree	Battery %	CO ppb	SO ₂ ppb	R. Humidity %	PM ₁ μg/m ³	PM ₁₀₀ μg/m ³	Pressure hPa	Temperature °C
Average	1.99	322.04	100	328.11	0	56.09	11.35	36.09	1011.74	11.84
Maximum	4.74	314.88	100	365.03	0	62.86	20.09	59.93	1013.92	15.93
Date	07/04/2026	07/04/2026	05/04/2026	10/04/2026	05/04/2026	05/04/2026	10/04/2026	10/04/2026	05/04/2026	06/04/2026
Minimum	0.63	305.82	100	299.06	0	49.16	3.93	19.31	1009.07	8.24
Date	11/04/2026	11/04/2026	05/04/2026	07/04/2026	05/04/2026	08/04/2026	07/04/2026	07/04/2026	10/04/2026	09/04/2026

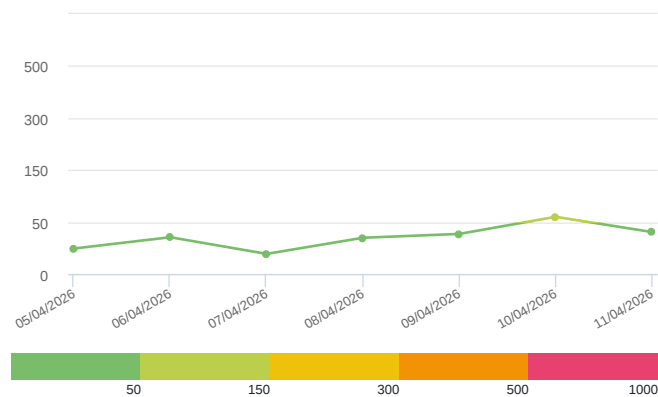
Media zilnică



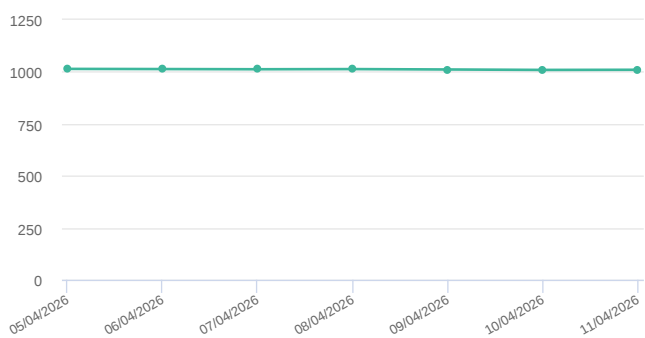
PM₁ (μg/m³)



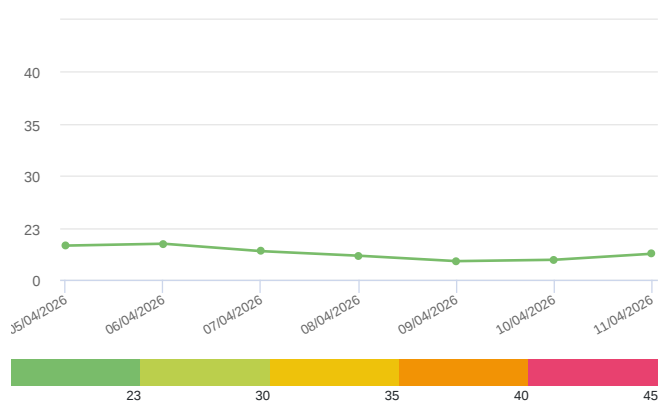
PM₁₀₀ (μg/m³)



Pressure (hPa)

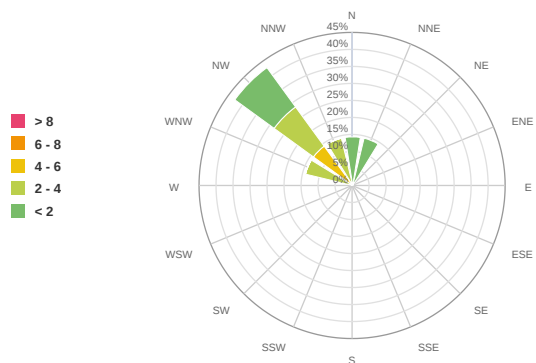


Temperature (°C)

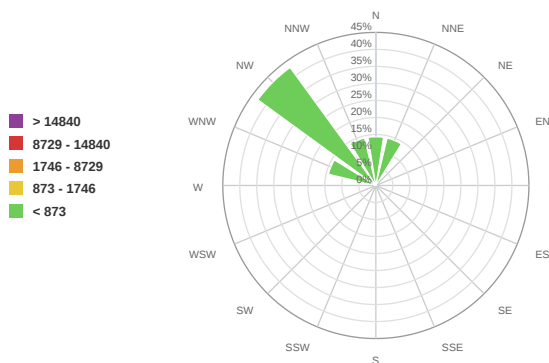


Media zilnică

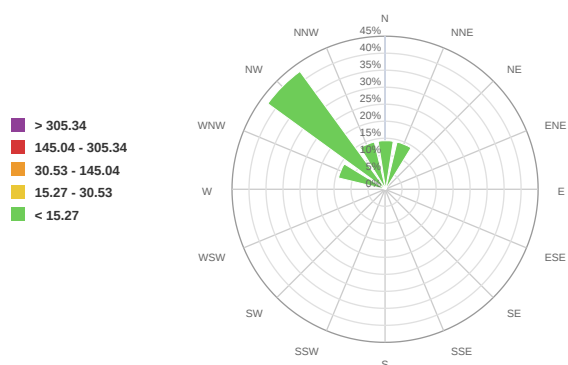
Wind Speed (m/s)



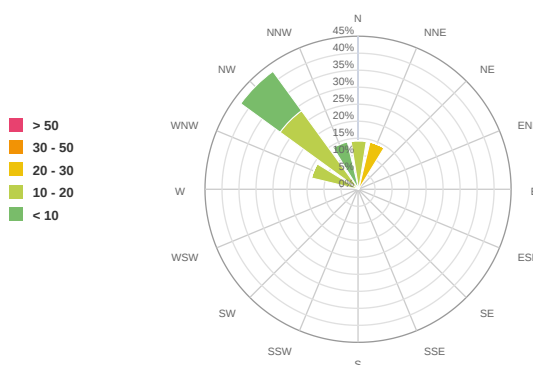
CO (ppb)



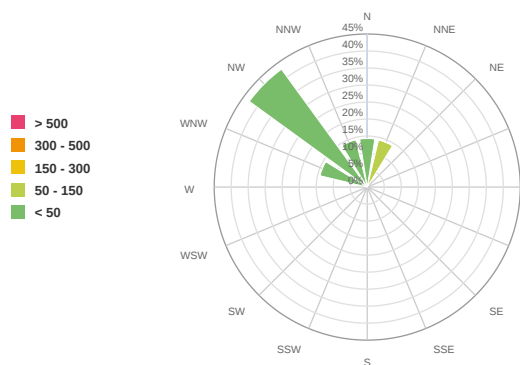
SO₂ (ppb)



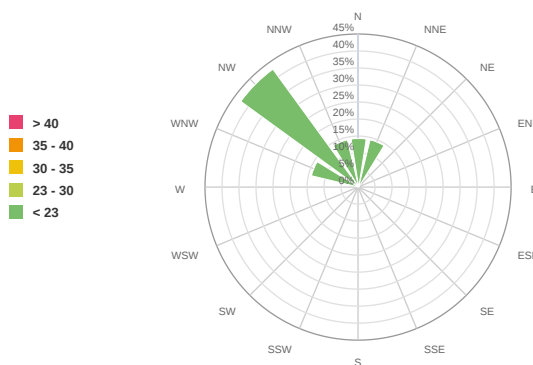
PM₁ (μg/m³)



PM₁₀₀ (μg/m³)



Temperature (°C)



Alerte

No alerts for the selected date and time range

Parametrii indicelui de calitate al aerului (ICA)

Media zilnică

To Date	NO ₂ μg/m ³	O ₃ μg/m ³	PM _{2.5} μg/m ³	PM ₁₀ μg/m ³
05/04/2026, 23:59	15.64	14.16	11.41	21.26
06/04/2026, 23:59	16.14	14.58	14.37	28.74
07/04/2026, 23:59	17.28	18.54	5.16	12.91
08/04/2026, 23:59	10.18	22.88	8.07	21.72
09/04/2026, 23:59	10.76	20.71	13.86	29
10/04/2026, 23:59	11.38	18.12	24.04	48
11/04/2026, 23:59	11.1	21.95	15.32	31.28

Alți parametri

Media zilnică

To Date	Wind Speed m/s	Wind Direction degree	Battery %	CO ppb	SO ₂ ppb	R. Humidity %	PM ₁ μg/m ³	PM ₁₀₀ μg/m ³	Pressure HPa	Temperature °C
05/04/2026, 23:59	2.58	288.43	100	343.96	0	62.86	10.34	24.44	1013.92	15.11
06/04/2026, 23:59	2.39	319	100	324.18	0	59.86	12.87	35.32	1013.14	15.93
07/04/2026, 23:59	4.74	314.88	100	299.06	0	49.31	3.93	19.31	1012.23	12.64
08/04/2026, 23:59	2.81	333.99	100	319.19	0	49.16	6.36	34.79	1012.98	10.63
09/04/2026, 23:59	1.52	10.79	100	337.24	0	57.89	12.11	38.5	1011.13	8.24
10/04/2026, 23:59	0.69	21.51	100	365.03	0	57.03	20.09	59.93	1009.07	8.84
11/04/2026, 23:59	0.63	305.82	100	308.13	0	56.51	13.74	40.32	1009.73	11.5

Oizom will not be responsible for Environmental Data accuracy once Validated