Primaria Sannicolau Mare (Biblioteca)

MONTHLY AIR-QUALITY REPORT

Timp de la: **01/11/2025, 00:00**
Timp până la: **30/11/2025, 23:59**

Numele dispozitivului: **Primaria Sannicolau Mare (Biblioteca)**
Locația dispozitivului: **Strada 1 Decembrie 1, Sânnicolau Mare 305600, Romania**

Parametrii: **EAQI , NO_2 , O_3 , SO_2 , $PM_{2.5}$, PM_{10} , Wind Speed , Wind Direction , CO , R. Humidity , PM_1 , PM_{100} , Pressure , Temperature**

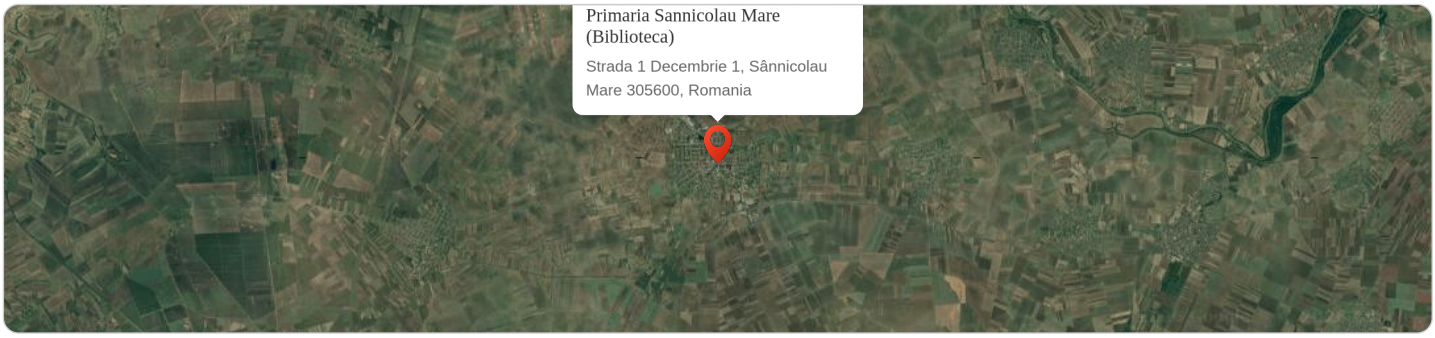

Media indicelui de calitate al aerului (ICA): **307**

Prezentare generală zilnică: Parametrii indicelui de calitate al aerului (ICA)

	EAQI AQI	NO_2 µg/m³	O_3 µg/m³	SO_2 ppb	$PM_{2.5}$ µg/m³	PM_{10} µg/m³
Average	307	57.6	0	0	39.42	103.47
Maximum	420	136.6	46.42	15.64	120.97	356.63
Date	11/11/2025	07/11/2025	25/11/2025	05/11/2025	11/11/2025	11/11/2025
Minimum	51	11.11	0	0	6.67	20.36
Date	25/11/2025	23/11/2025	03/11/2025	04/11/2025	03/11/2025	25/11/2025

Powered by OIZOM REDEFINING RESOURCES

Prezentare generală zilnică: Alți parametri

	Wind Speed m/s	Wind Direction degree	Battery %	CO ppb	R. Humidity %	PM_1 µg/m³	PM_{100} µg/m³	Pressure HPa	Temperature °C
Average	0.61	199.32	94.43	446.38	78.99	29.89	174.57	1008.4	8.37
Maximum	9.78	163.52	100	743.53	88.98	66.06	726.68	1017.43	13.42
Date	25/11/2025	25/11/2025	07/11/2025	05/11/2025	11/11/2025	11/11/2025	11/11/2025	04/11/2025	03/11/2025
Minimum	0.63	316.66	21.48	351.92	58.79	5.21	33.06	996.13	2.83
Date	21/11/2025	21/11/2025	04/11/2025	25/11/2025	05/11/2025	03/11/2025	25/11/2025	25/11/2025	23/11/2025

Powered by OIZOM REDEFINING RESOURCES

Weekly Average

EAQI (AQI)

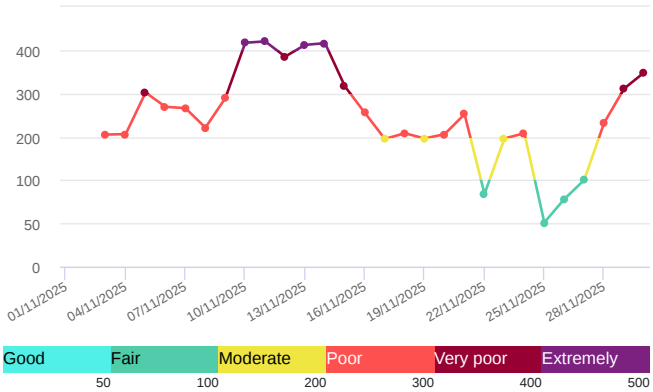

NO_2 (µg/m³)

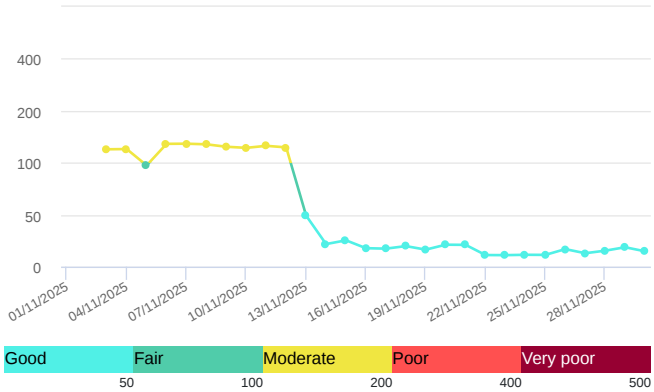

O_3 (µg/m³)

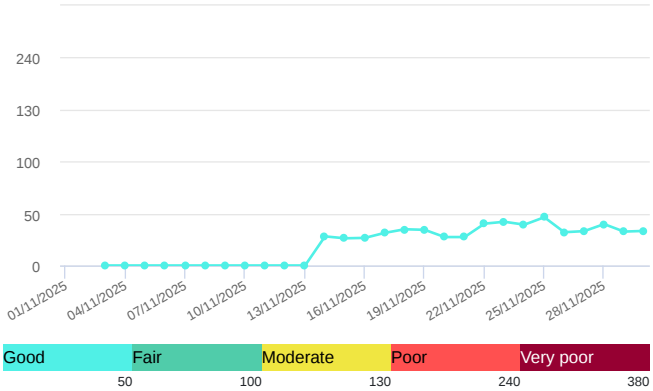

SO_2 (ppb)

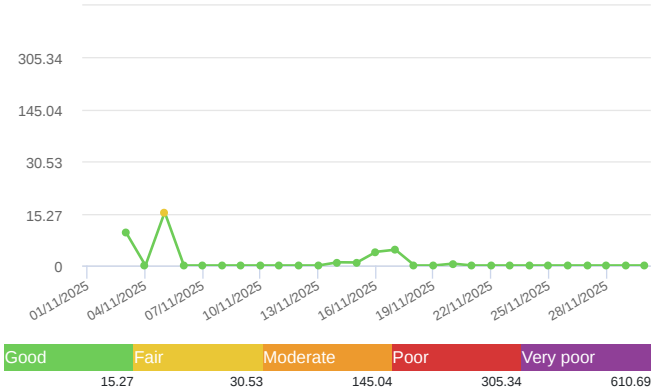

$PM_{2.5}$ (µg/m³)

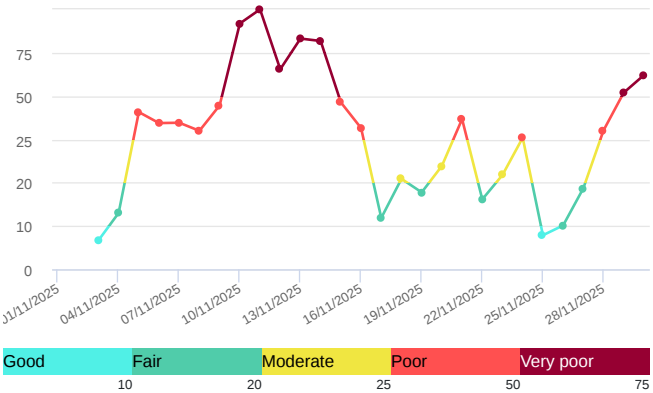

PM_{10} (µg/m³)

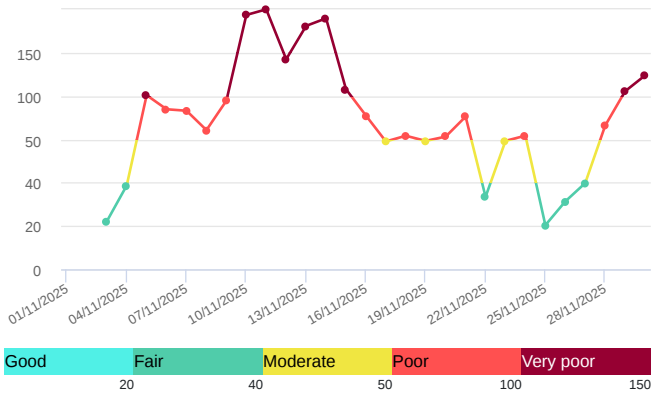

Wind Speed (m/s)

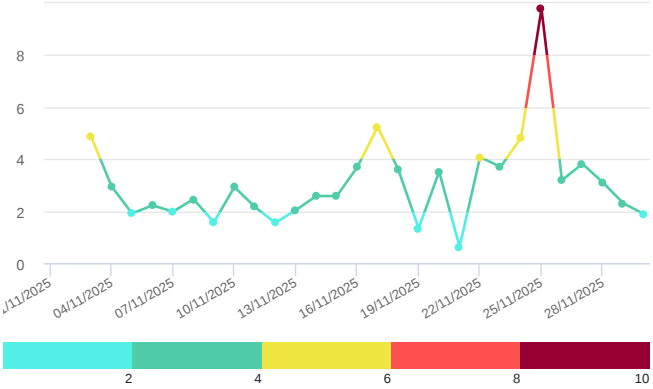

CO (ppb)

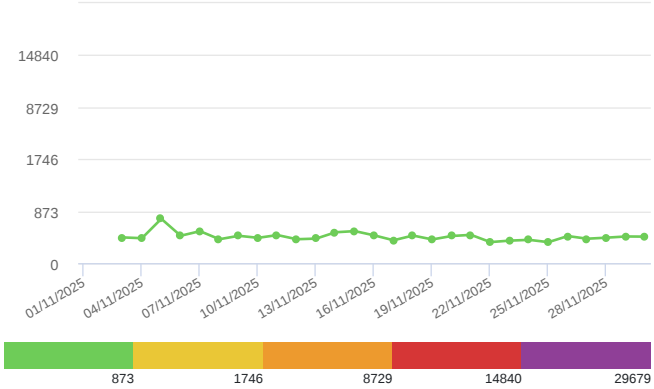

Powered by OIZOM REDEFINING RESOURCES

R. Humidity (%)

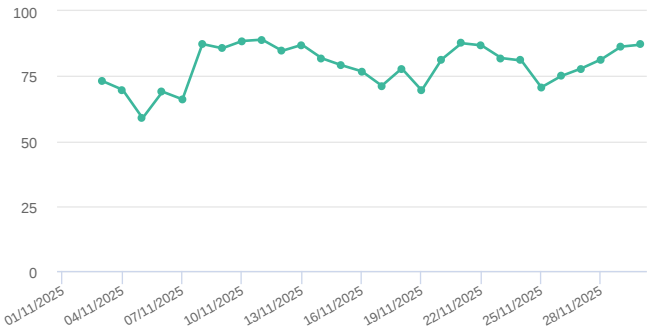

PM1 (µg/m³)

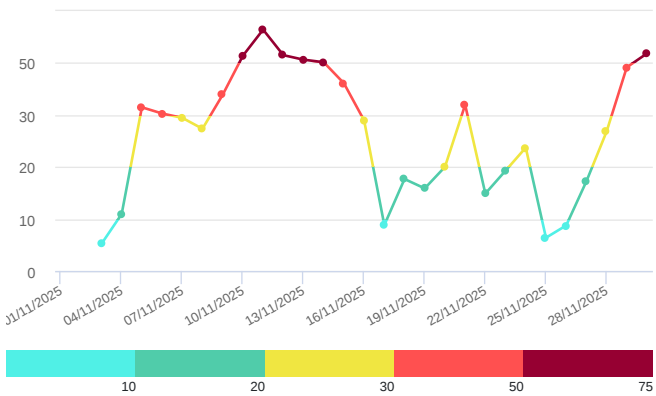

PM100 (µg/m³)

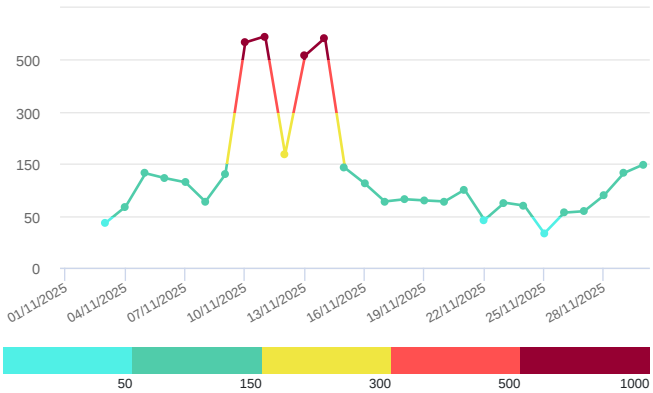

Pressure (HPa)

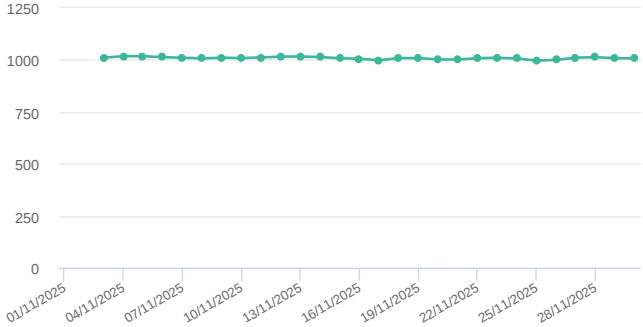

Temperature (°C)

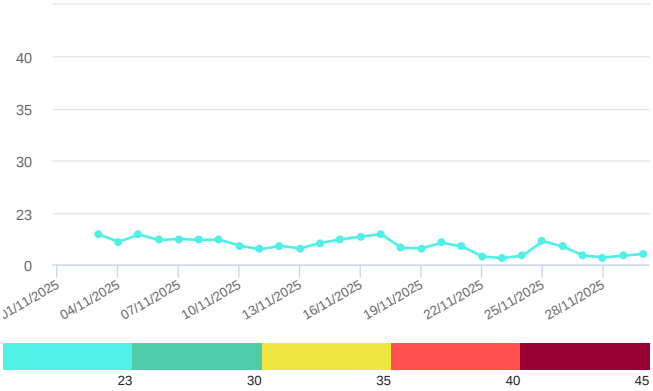

Powered by OIZOM REDEFINING RESOURCES

Weekly Average

EAQI (AQI)

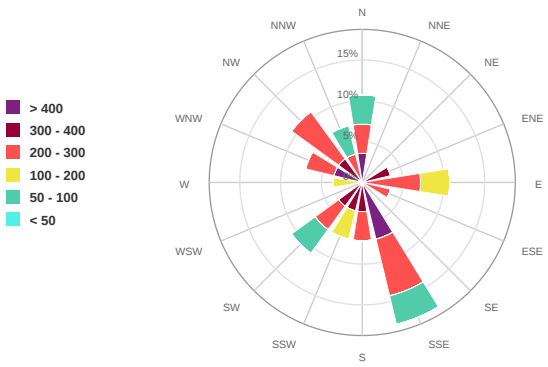

NO_2 (µg/m³)

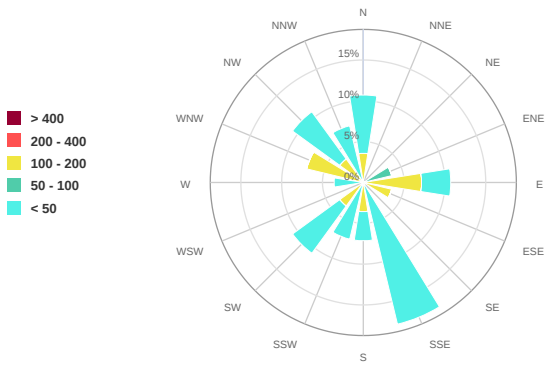

O_3 (µg/m³)

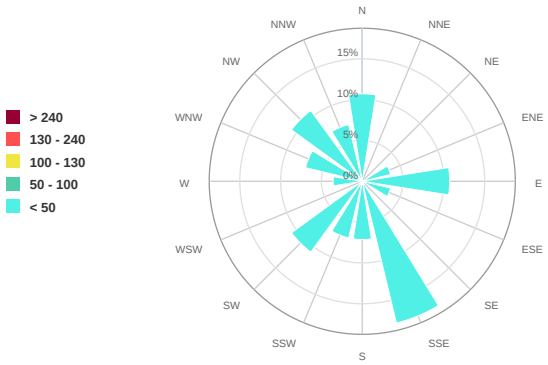

SO_2 (ppb)

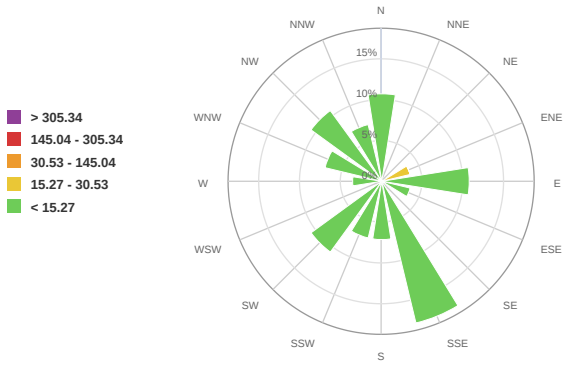

$PM_{2.5}$ (µg/m³)

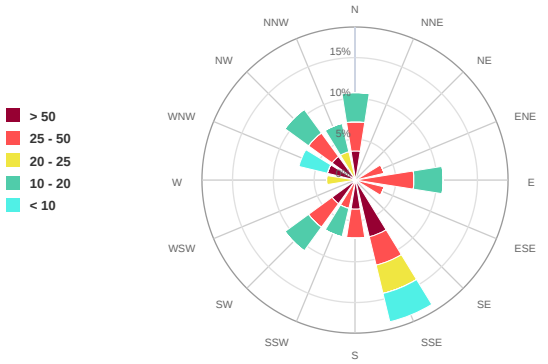

PM_{10} (µg/m³)

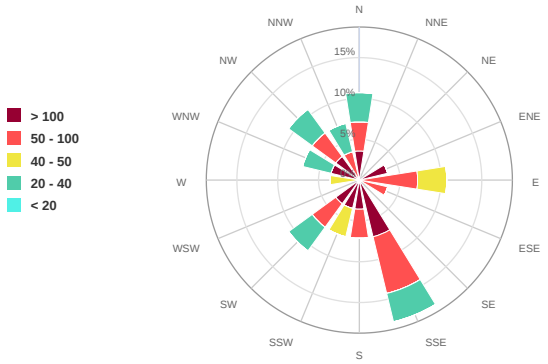

Wind Speed (m/s)

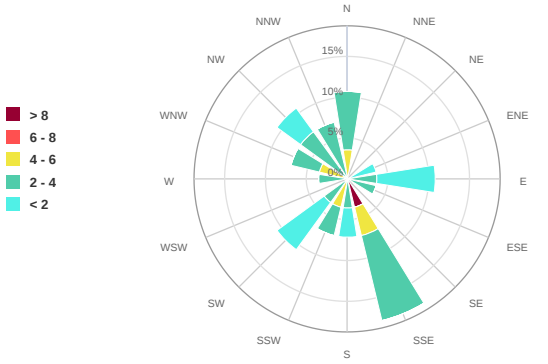

CO (ppb)

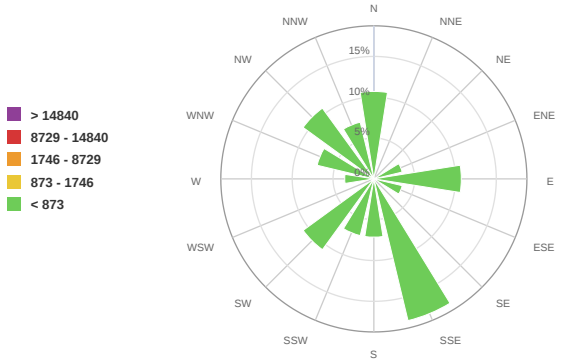

Powered by OIZOM REDEFINING RESOURCES

PM1 (µg/m³)

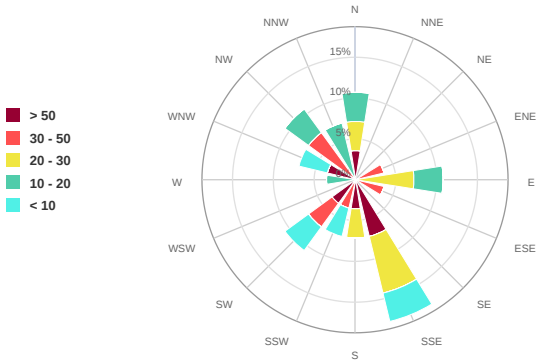

PM100 (µg/m³)

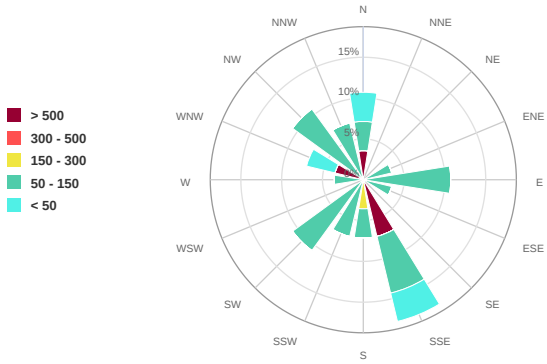

Temperature (°C)

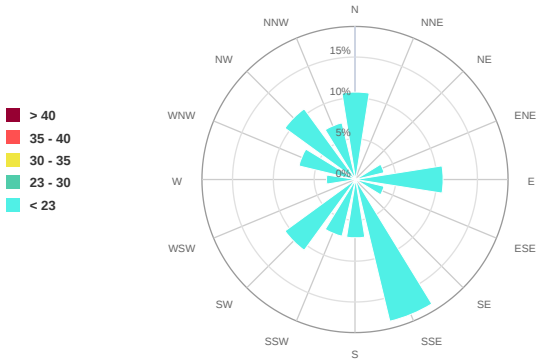

Powered by OIZOM REDEFINING RESOURCES

Alerte

No alerts for the selected date and time range

Powered by OIZOM REDEFINING RESOURCES

Parametrii indicelui de calitate al aerului (ICA)

Weekly Average

To Date	EAQI AQI	NO_2 µg/m³	O_3 µg/m³	SO_2 ppb	$PM_{2.5}$ µg/m³	PM_{10} µg/m³
01/11/2025, 23:59						
02/11/2025, 23:59						
03/11/2025, 23:59	205	125.83	0	9.59	6.67	22.11
04/11/2025, 23:59	206	126.28	0	0	13	38.67
05/11/2025, 23:59	302	97.39	0	15.64	40.72	100.96
06/11/2025, 23:59	269	136.25	0	0	34.37	84.72
07/11/2025, 23:59	266	136.6	0	0	34.58	82.99
08/11/2025, 23:59	221	135.37	0	0	29.93	60.66
09/11/2025, 23:59	289	130.75	0	0	44.6	94.66
10/11/2025, 23:59	417	128.6	0	0	105.98	329.88
11/11/2025, 23:59	420	132.48	0	0	120.97	356.63
12/11/2025, 23:59	385	129.54	0	0	65.43	142.47
13/11/2025, 23:59	412	49.09	0	0	89.97	277.91
14/11/2025, 23:59	416	21.74	28	0.94	87.41	313.9
15/11/2025, 23:59	316	25.37	26.13	0.88	46.32	107.78
16/11/2025, 23:59	255	17.81	26.55	4.01	31.5	77.38
17/11/2025, 23:59	195	17.36	31.42	4.64	11.86	49.51
18/11/2025, 23:59	208	19.79	34.84	0	20.44	54.11
19/11/2025, 23:59	196	16.41	34.31	0	17.76	49.64
20/11/2025, 23:59	206	21.13	27.33	0.55	21.93	53.14
21/11/2025, 23:59	252	21.01	27.33	0	36.67	76.2
22/11/2025, 23:59	84	11.22	40.25	0	16.14	33.46
23/11/2025, 23:59	196	11.11	42.03	0	20.89	49.65
24/11/2025, 23:59	208	11.44	39.23	0	25.92	54.2
25/11/2025, 23:59	51	11.35	46.42	0	7.86	20.36
26/11/2025, 23:59	78	16.89	31.98	0	10.12	31.34
27/11/2025, 23:59	100	12.95	33.06	0	18.69	39.82
28/11/2025, 23:59	232	15.38	39.8	0	30.16	65.83
29/11/2025, 23:59	311	18.72	32.58	0	51.93	105.52
30/11/2025, 23:59	348	14.82	33.23	0	62.04	123.75

Powered by OIZOM REDEFINING RESOURCES

Alți parametri

Weekly Average

To Date	Wind Speed m/s	Wind Direction degree	Battery %	CO ppb	R. Humidity %	PM_1 µg/m³	PM_{100} µg/m³	Pressure HPa	Temperature °C
01/11/2025, 23:59									
02/11/2025, 23:59									
03/11/2025, 23:59	4.87	298.36	78.07	431.34	73.01	5.21	43.24	1010.52	13.42
04/11/2025, 23:59	2.95	307.11	21.48	417.94	69.7	10.95	67.66	1017.43	10.04
05/11/2025, 23:59	1.91	63.04	74.15	743.53	58.79	32.97	131.68	1017.34	13.26
06/11/2025, 23:59	2.22	121.58	70.45	458.92	68.97	30.58	122.17	1012.66	10.81
07/11/2025, 23:59	1.98	99.05	100	536	66.03	29.45	114.44	1009.84	11.37
08/11/2025, 23:59	2.46	82.39	100	400.86	87.3	27.35	77.11	1006.96	10.89
09/11/2025, 23:59	1.57	215.96	100	458.46	85.67	37.77	129.53	1009.87	10.99
10/11/2025, 23:59	2.93	10.7	100	424.57	88.47	53.5	667.08	1008.44	8.35
11/11/2025, 23:59	2.16	289.37	100	470.72	88.98	66.06	726.68	1011.25	6.74
12/11/2025, 23:59	1.55	169.25	100	400.69	84.69	53.78	177.28	1015.28	8.24
13/11/2025, 23:59	2.04	150.61	100	410.8	87.01	51.59	541.3	1015.89	7.16
14/11/2025, 23:59	2.58	149.44	100	517.66	81.78	50.38	710.16	1012.95	9.58
15/11/2025, 23:59	2.58	195.42	100	536.82	79.1	42.2	142	1007.55	11.13
16/11/2025, 23:59	3.69	181.75	100	465.32	76.79	28.95	111.88	1004.82	12.39
17/11/2025, 23:59	5.24	198.41	100	382.94	71.25	8.82	77.49	997.8	13.4
18/11/2025, 23:59	3.61	339.88	100	463.08	77.89	17.68	81.85	1008.33	7.39
19/11/2025, 23:59	1.34	91.78	100	397.26	69.48	15.88	79.45	1007.8	7.23
20/11/2025, 23:59	3.52	156.25	100	454.78	81.38	20.01	77.55	1002.01	9.63
21/11/2025, 23:59	0.63	316.66	100	474.27	87.63	33.92	100.12	1001.3	7.96
22/11/2025, 23:59	4.08	352.67	100	352.83	86.78	14.88	45.97	1007.85	3.59
23/11/2025, 23:59	3.7	260.3	100	376.74	81.89	19.29	75.15	1009.66	2.83
24/11/2025, 23:59	4.82	163.63	100	390.11	80.97	23.72	69.51	1006.25	3.97
25/11/2025, 23:59	9.78	163.52	100	351.92	70.64	6.39	33.06	996.13	10.4
26/11/2025, 23:59	3.19	215.46	100	454.15	74.99	8.74	55.98	999.56	7.9
27/11/2025, 23:59	3.82	347.43	100	409.04	77.88	17.22	58.85	1010.42	3.98
28/11/2025, 23:59	3.1	357.72	100	426.54	81.38	26.8	89.36	1012.27	3.17
29/11/2025, 23:59	2.3	315.04	100	446.78	86.29	48.35	132.31	1007.94	3.9
30/11/2025, 23:59	1.89	223.78	100	444.54	87.06	54.6	149.08	1007.06	4.73

Oizom will not be responsible for Environmental Data accuracy once Validated

Powered by OIZOM REDEFINING RESOURCES