

Primaria Sannicolau Mare (Biblioteca)

WEEKLY AIR-QUALITY REPORT

Timp de la: **22/02/2026, 00:00**
Timp până la: **01/03/2026, 00:00**

Numele dispozitivului: **Primaria Sannicolau Mare (Biblioteca)**
Locația dispozitivului: **Strada 1 Decembrie 1, Sannicolau Mare 305600, Romania**

Parametrii: **CAQI , NO₂ , O₃ , PM_{2.5} , PM₁₀ , Wind Speed , Wind Direction , CO , SO₂ , R. Humidity , PM₁ , PM₁₀₀ , Pressure , Temperature**

Primaria Sannicolau Mare
(Biblioteca)
Strada 1 Decembrie 1, Sannicolau
Mare 305600, Romania



Media indicelui de calitate al aerului (ICA): **65**

Prezentare generală zilnică: Parametrii indicelui de calitate al aerului (ICA)

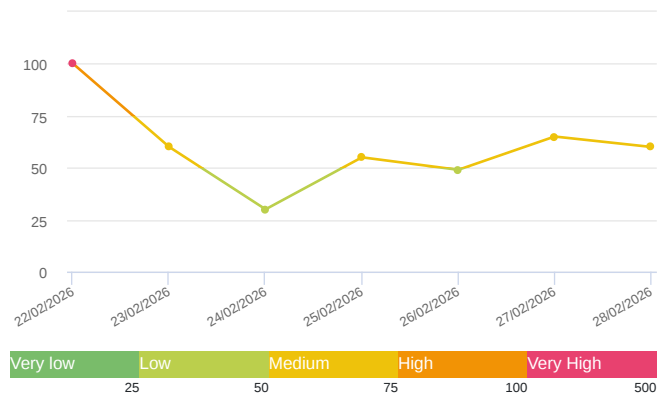
	CAQI AQI	NO ₂ μg/m ³	O ₃ μg/m ³	PM _{2.5} μg/m ³	PM ₁₀ μg/m ³
Average	65	22.58	38.89	26.3	74.11
Maximum	102	27.01	43.88	64.03	180.91
Date	22/02/2026	26/02/2026	22/02/2026	22/02/2026	22/02/2026
Minimum	30	14.85	34.34	8.38	28.78
Date	24/02/2026	22/02/2026	25/02/2026	24/02/2026	24/02/2026

Prezentare generală zilnică: Alți parametri

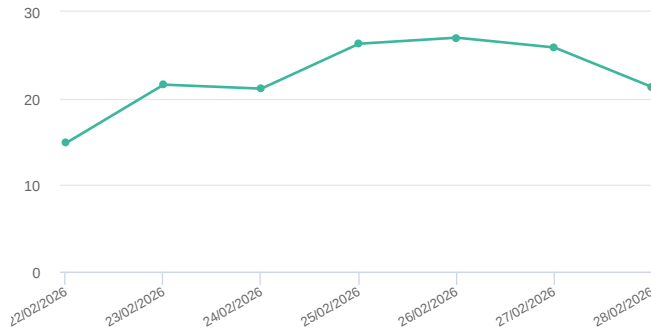
	Wind Speed m/s	Wind Direction degree	Battery %	CO ppb	SO ₂ ppb	R. Humidity %	PM ₁ μg/m ³	PM ₁₀₀ μg/m ³	Pressure hPa	Temperature °C
Average	0.69	280.26	99.67	449.91	0	71.07	21.18	124.41	1015.11	7.76
Maximum	4.98	298.63	100	514.49	0	82.2	42.15	363.82	1020.73	9.83
Date	24/02/2026	24/02/2026	22/02/2026	27/02/2026	22/02/2026	23/02/2026	22/02/2026	22/02/2026	26/02/2026	24/02/2026
Minimum	1.57	250.17	97.66	403.02	0	61.64	6.6	51.74	1007.23	5.9
Date	22/02/2026	22/02/2026	27/02/2026	24/02/2026	22/02/2026	28/02/2026	24/02/2026	24/02/2026	24/02/2026	26/02/2026

Media zilnică

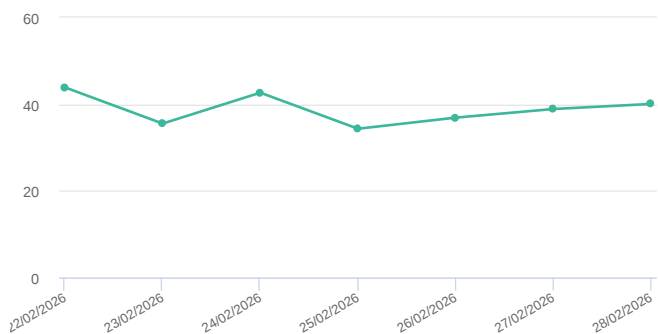
CAQI (AQI)



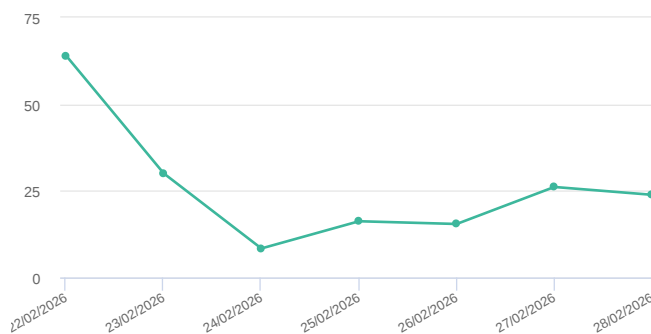
NO₂ (μg/m³)



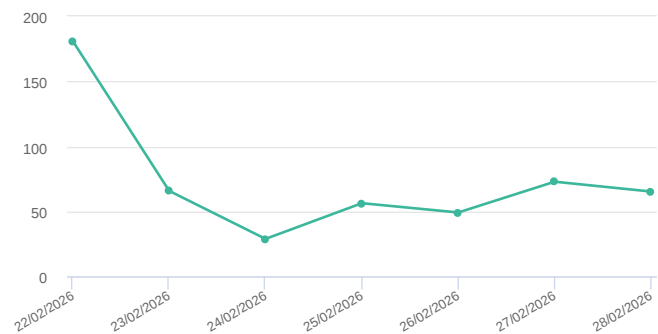
O₃ (μg/m³)



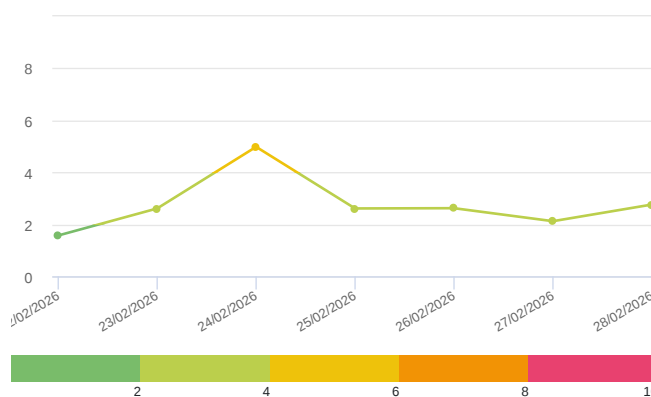
PM_{2.5} (μg/m³)



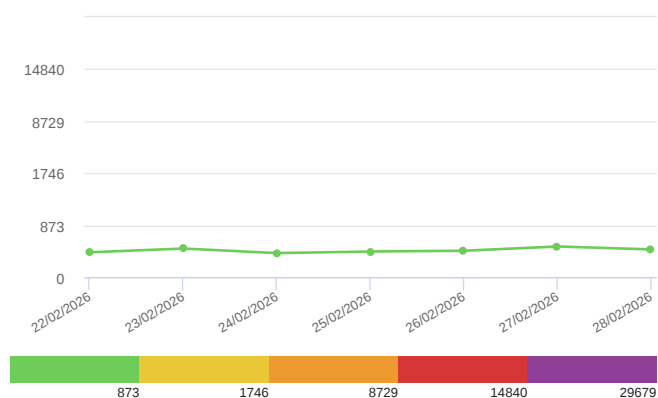
PM₁₀ (μg/m³)



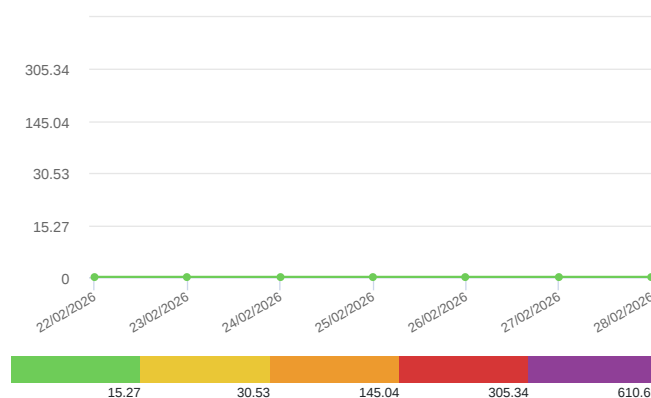
Wind Speed (m/s)



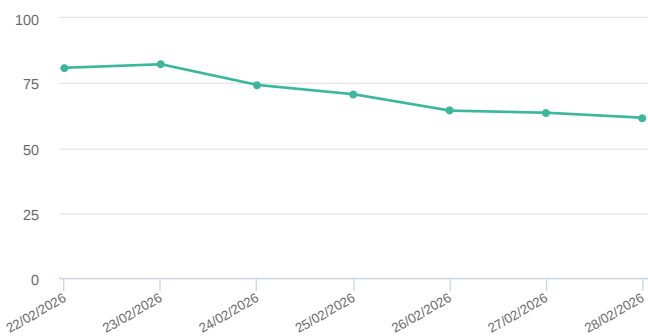
CO (ppb)



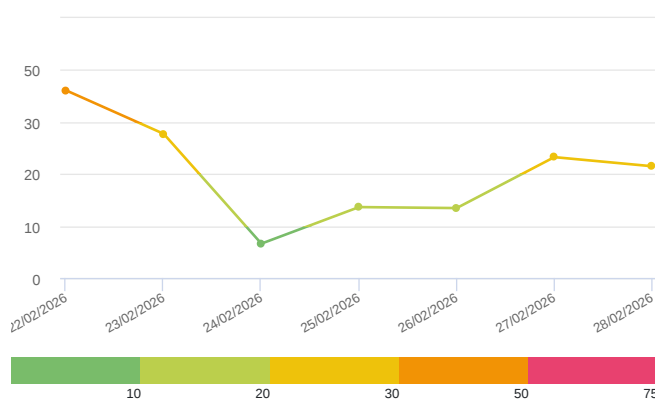
SO₂ (ppb)



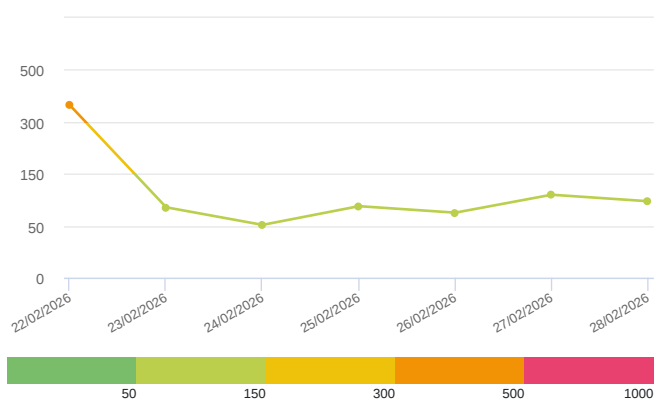
R. Humidity (%)



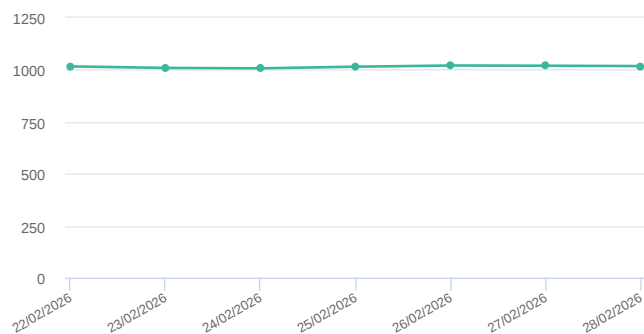
PM₁ (μg/m³)



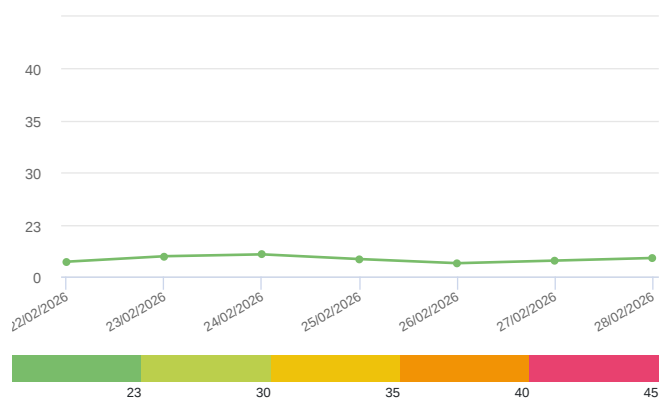
PM₁₀₀ (μg/m³)



Pressure (hPa)



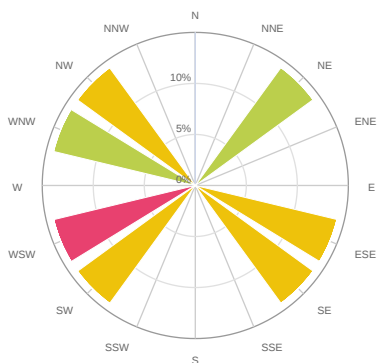
Temperature (°C)



Media zilnică

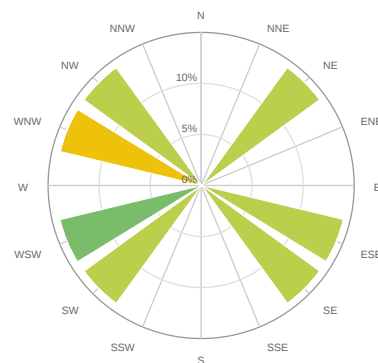
CAQI (AQI)

- > 100
- 75 - 100
- 50 - 75
- 25 - 50
- < 25



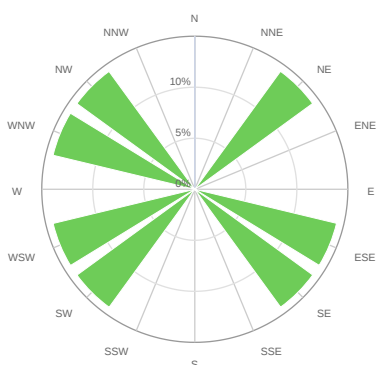
Wind Speed (m/s)

- > 8
- 6 - 8
- 4 - 6
- 2 - 4
- < 2



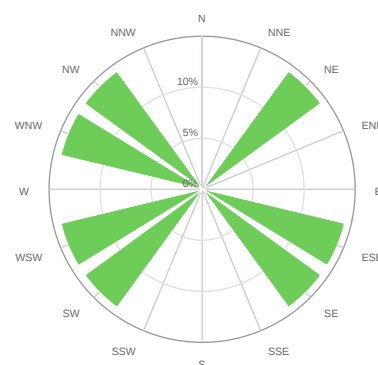
CO (ppb)

- > 14840
- 8729 - 14840
- 1746 - 8729
- 873 - 1746
- < 873



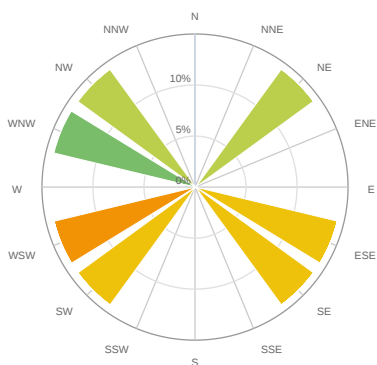
SO₂ (ppb)

- > 305.34
- 145.04 - 305.34
- 30.53 - 145.04
- 15.27 - 30.53
- < 15.27



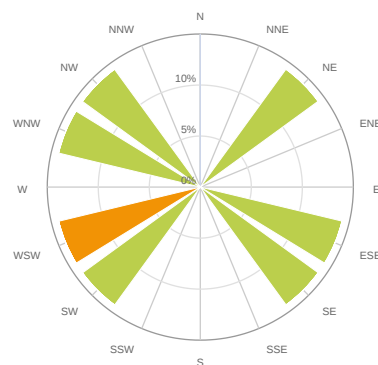
PM₁ (μg/m³)

- > 50
- 30 - 50
- 20 - 30
- 10 - 20
- < 10



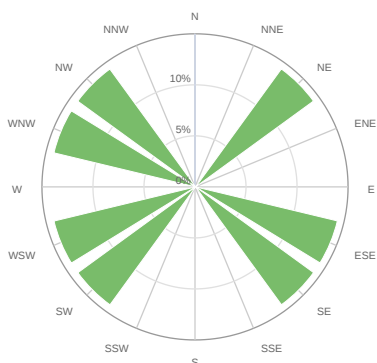
PM₁₀₀ (μg/m³)

- > 500
- 300 - 500
- 150 - 300
- 50 - 150
- < 50



Temperature (°C)

- > 40
- 35 - 40
- 30 - 35
- 23 - 30
- < 23



Alerte

No alerts for the selected date and time range

Parametrii indicelui de calitate al aerului (ICA)

Media zilnică

To Date	CAQI AQI	NO ₂ μg/m ³	O ₃ μg/m ³	PM _{2.5} μg/m ³	PM ₁₀ μg/m ³
22/02/2026, 23:59	102	14.85	43.88	64.03	180.91
23/02/2026, 23:59	60	21.59	35.53	30.05	65.69
24/02/2026, 23:59	30	21.13	42.66	8.38	28.78
25/02/2026, 23:59	55	26.31	34.34	16.23	56.25
26/02/2026, 23:59	49	27.01	36.9	15.44	49.1
27/02/2026, 23:59	65	25.88	38.89	26.12	72.78
28/02/2026, 23:59	60	21.32	40.06	23.86	65.22

Alți parametri

Media zilnică

To Date	Wind Speed m/s	Wind Direction degree	Battery %	CO ppb	SO ₂ ppb	R. Humidity %	PM ₁ μg/m ³	PM ₁₀₀ μg/m ³	Pressure HPa	Temperature °C
22/02/2026, 23:59	1.57	250.17	100	416.65	0	80.86	42.15	363.82	1016.3	6.57
23/02/2026, 23:59	2.61	235.99	100	479.35	0	82.2	27.72	85.54	1009.05	8.99
24/02/2026, 23:59	4.98	298.63	100	403.02	0	74.25	6.6	51.74	1007.23	9.83
25/02/2026, 23:59	2.61	307.57	100	429.26	0	70.66	13.63	87.68	1014.89	7.73
26/02/2026, 23:59	2.62	40.66	100	442.62	0	64.37	13.44	75.15	1020.73	5.9
27/02/2026, 23:59	2.12	116.43	97.66	514.49	0	63.55	23.24	109.68	1019.58	7.07
28/02/2026, 23:59	2.76	141.75	100	464	0	61.64	21.49	97.25	1017.97	8.2

Oizom will not be responsible for Environmental Data accuracy once Validated