

Primaria Sannicolau Mare (Biblioteca)

WEEKLY AIR-QUALITY REPORT

Timp de la: **08/03/2026, 00:00**
Timp până la: **15/03/2026, 00:00**

Numele dispozitivului: **Primaria Sannicolau Mare (Biblioteca)**
Locația dispozitivului: **Strada 1 Decembrie 1, Sănnicolau Mare 305600, Romania**

Parametrii: **CAQI , NO₂ , O₃ , PM_{2.5} , PM₁₀ , Wind Speed , Wind Direction , CO , SO₂ , R. Humidity , PM₁ , PM₁₀₀ , Pressure , Temperature**

Primaria Sannicolau Mare
(Biblioteca)
Strada 1 Decembrie 1, Sănnicolau
Mare 305600, Romania



Media indicelui de calitate al aerului (ICA): 54

Prezentare generală zilnică: Parametrii indicelui de calitate al aerului (ICA)

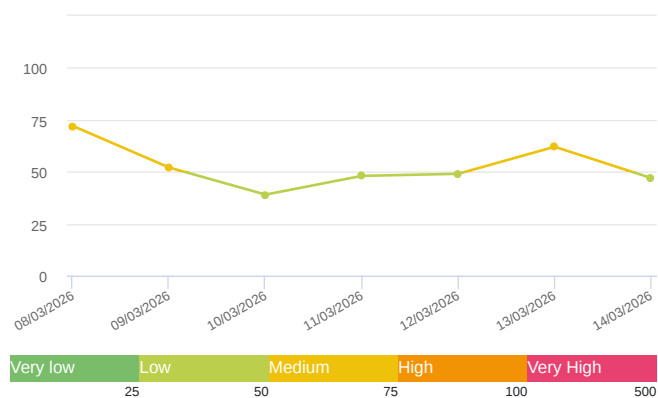
	CAQI AQI	NO ₂ μg/m ³	O ₃ μg/m ³	PM _{2.5} μg/m ³	PM ₁₀ μg/m ³
Average	54	17.83	42.93	18.25	55.57
Maximum	72	23.07	52	32.82	85.73
Date	08/03/2026	08/03/2026	14/03/2026	08/03/2026	08/03/2026
Minimum	39	12.58	36.83	11.66	38.55
Date	10/03/2026	14/03/2026	08/03/2026	10/03/2026	10/03/2026

Prezentare generală zilnică: Alți parametri

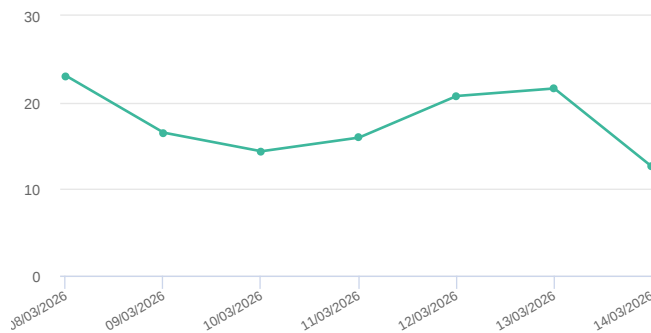
	Wind Speed m/s	Wind Direction degree	Battery %	CO ppb	SO ₂ ppb	R. Humidity %	PM ₁ μg/m ³	PM ₁₀₀ μg/m ³	Pressure hPa	Temperature °C
Average	4.26	155.49	100	379.4	0	53.11	15.48	87.08	1013.9	11.99
Maximum	7.58	157.22	100	465.54	0	56.39	29.4	121.18	1020.35	13.48
Date	14/03/2026	14/03/2026	08/03/2026	08/03/2026	08/03/2026	09/03/2026	08/03/2026	08/03/2026	09/03/2026	12/03/2026
Minimum	1.48	73.2	100	329.58	0	50.45	9.66	68.25	1002.05	10.68
Date	08/03/2026	08/03/2026	08/03/2026	14/03/2026	08/03/2026	12/03/2026	10/03/2026	10/03/2026	14/03/2026	10/03/2026

Media zilnică

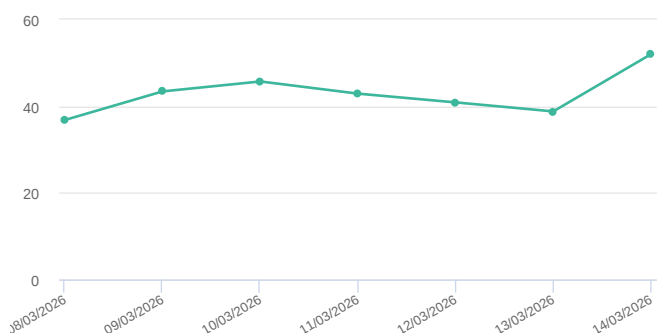
CAQI (AQI)



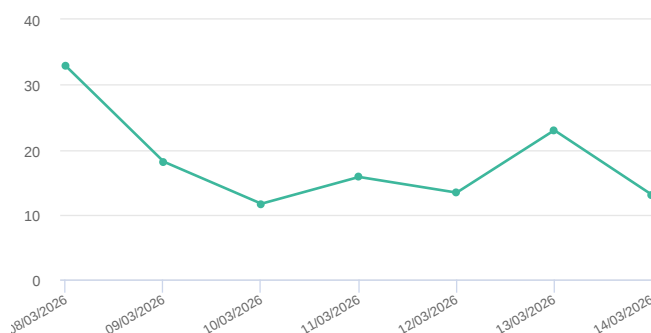
NO₂ (μg/m³)



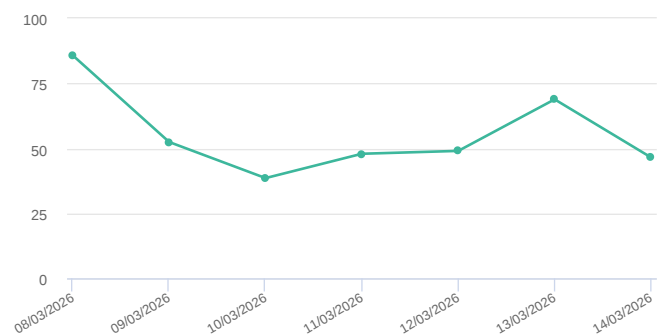
O₃ (μg/m³)



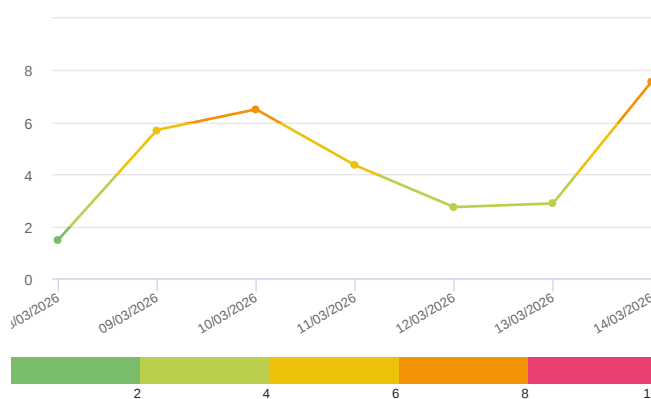
PM_{2.5} (μg/m³)



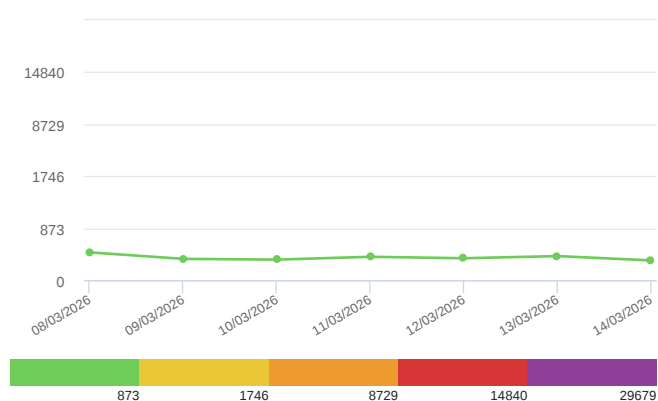
PM₁₀ (μg/m³)



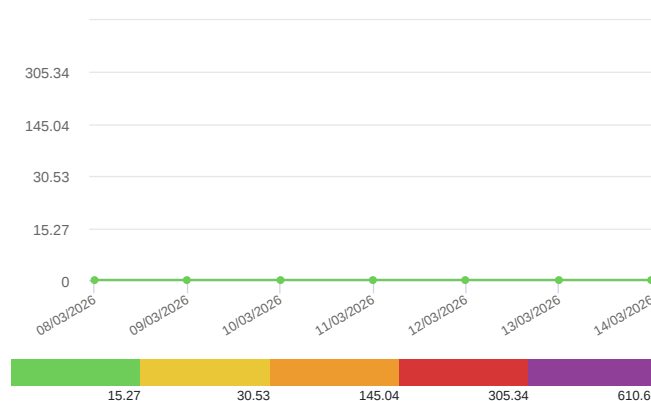
Wind Speed (m/s)

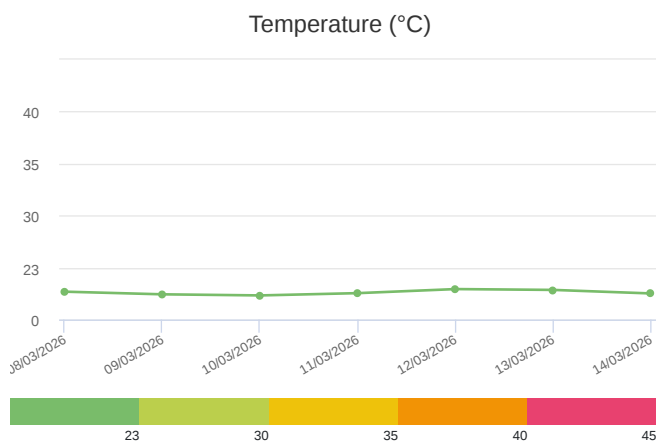
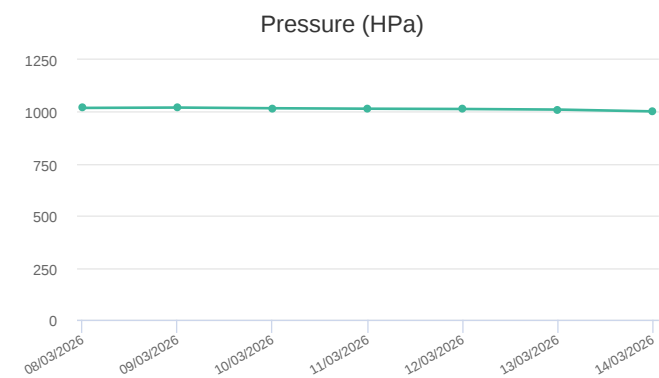
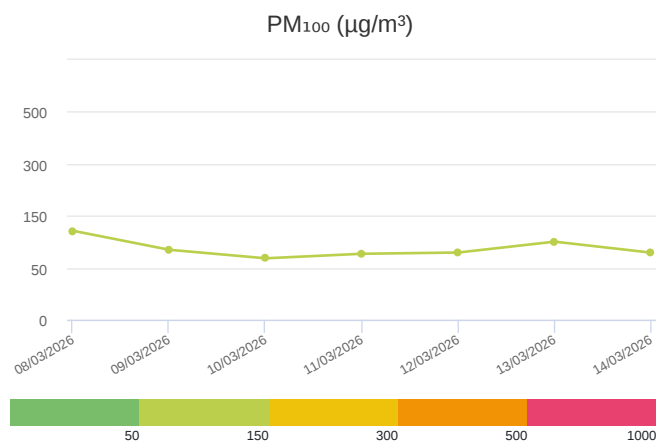
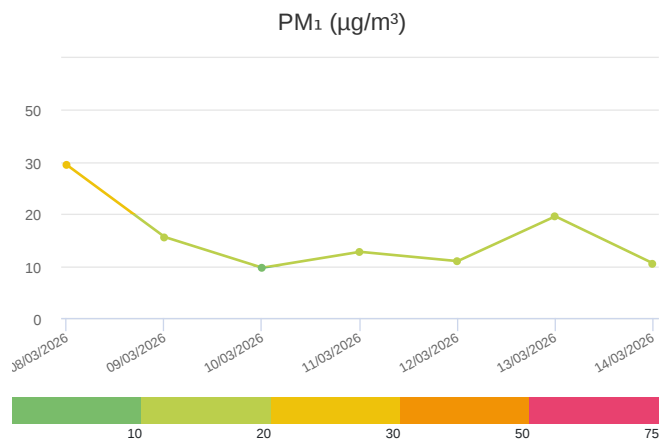
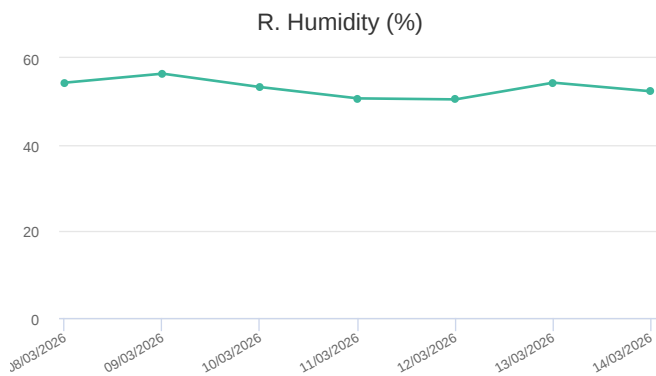


CO (ppb)



SO₂ (ppb)

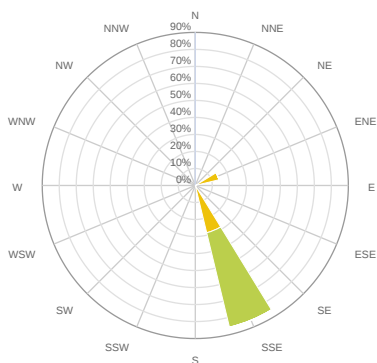




Media zilnică

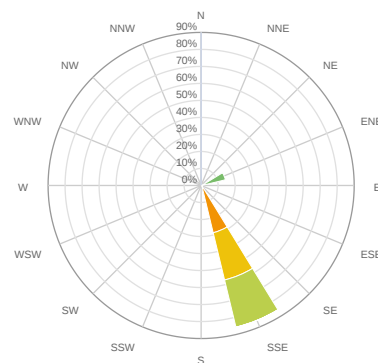
CAQI (AQI)

- > 100
- 75 - 100
- 50 - 75
- 25 - 50
- < 25



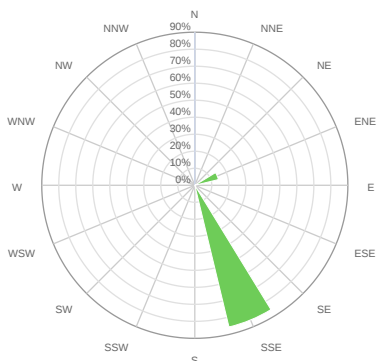
Wind Speed (m/s)

- > 8
- 6 - 8
- 4 - 6
- 2 - 4
- < 2



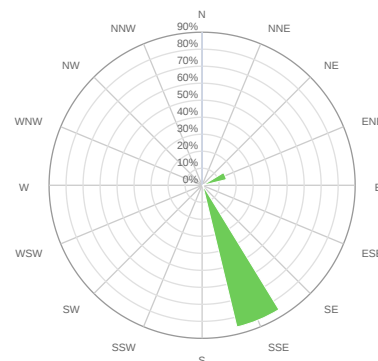
CO (ppb)

- > 14840
- 8729 - 14840
- 1746 - 8729
- 873 - 1746
- < 873



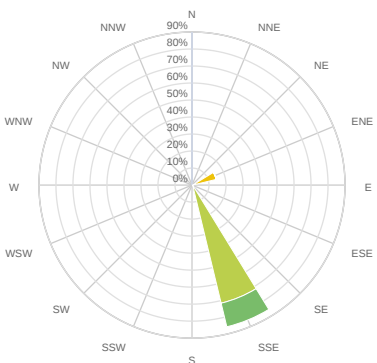
SO₂ (ppb)

- > 305.34
- 145.04 - 305.34
- 30.53 - 145.04
- 15.27 - 30.53
- < 15.27



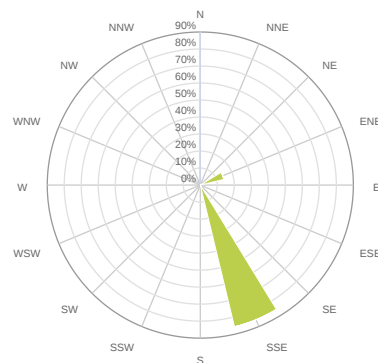
PM₁ (μg/m³)

- > 50
- 30 - 50
- 20 - 30
- 10 - 20
- < 10



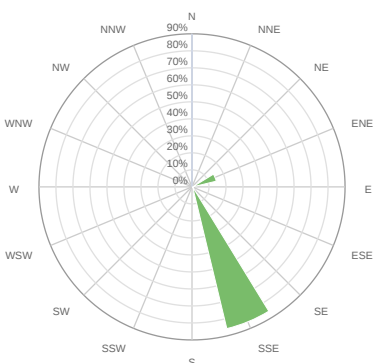
PM₁₀₀ (μg/m³)

- > 500
- 300 - 500
- 150 - 300
- 50 - 150
- < 50



Temperature (°C)

- > 40
- 35 - 40
- 30 - 35
- 23 - 30
- < 23



Alerte

No alerts for the selected date and time range

Parametrii indicelui de calitate al aerului (ICA)

Media zilnică

To Date	CAQI AQI	NO ₂ μg/m ³	O ₃ μg/m ³	PM _{2.5} μg/m ³	PM ₁₀ μg/m ³
08/03/2026, 23:59	72	23.07	36.83	32.82	85.73
09/03/2026, 23:59	52	16.51	43.42	18.13	52.42
10/03/2026, 23:59	39	14.36	45.71	11.66	38.55
11/03/2026, 23:59	48	15.94	42.9	15.78	47.91
12/03/2026, 23:59	49	20.74	40.88	13.37	49.01
13/03/2026, 23:59	62	21.61	38.8	22.97	68.84
14/03/2026, 23:59	47	12.58	52	13.03	46.51

Alți parametri

Media zilnică

To Date	Wind Speed m/s	Wind Direction degree	Battery %	CO ppb	SO ₂ ppb	R. Humidity %	PM ₁ μg/m ³	PM ₁₀₀ μg/m ³	Pressure HPa	Temperature °C
08/03/2026, 23:59	1.48	73.2	100	465.54	0	54.31	29.4	121.18	1018.7	12.32
09/03/2026, 23:59	5.71	153.77	100	356.42	0	56.39	15.57	84.61	1020.35	11.15
10/03/2026, 23:59	6.5	160.91	100	343.72	0	53.29	9.66	68.25	1017.12	10.68
11/03/2026, 23:59	4.35	163.43	100	390.82	0	50.68	12.72	76.87	1014.87	11.68
12/03/2026, 23:59	2.74	147.13	100	366.54	0	50.45	10.93	79.33	1013.48	13.48
13/03/2026, 23:59	2.88	167.49	100	403.2	0	54.31	19.55	100.2	1010.7	13.1
14/03/2026, 23:59	7.58	157.22	100	329.58	0	52.32	10.51	79.14	1002.05	11.54

Oizom will not be responsible for Environmental Data accuracy once Validated