

Primaria Sannicolau Mare (Biblioteca)

WEEKLY AIR-QUALITY REPORT

Timp de la: **03/05/2026, 00:00**
Timp până la: **10/05/2026, 00:00**

Numele dispozitivului: **Primaria Sannicolau Mare (Biblioteca)**
Locația dispozitivului: **Strada 1 Decembrie 1, Sannicolau Mare 305600, Romania**

Parametrii: **CAQI , PM₁₀ , PM_{2.5} , NO₂ , O₃ , CO , Temperature , Wind Speed , Wind Direction , SO₂ , R. Humidity , PM₁ , PM₁₀₀ , Pressure**

Primaria Sannicolau Mare
(Biblioteca)
Strada 1 Decembrie 1, Sannicolau
Mare 305600, Romania



Media indicelui de calitate al aerului (ICA): **29**

Prezentare generală zilnică: Parametrii indicelui de calitate al aerului (ICA)

	CAQI AQI	PM ₁₀ μg/m ³	PM _{2.5} μg/m ³	NO ₂ μg/m ³	O ₃ μg/m ³
Average	29	28.57	9.72	24.63	41.94
Maximum	46	46.3	20.34	35.77	47.65
Date	08/05/2026	08/05/2026	08/05/2026	07/05/2026	09/05/2026
Minimum	21	20.63	6.11	19.03	33.75
Date	03/05/2026	09/05/2026	03/05/2026	05/05/2026	07/05/2026

The data shown above is based on Media zilnică .

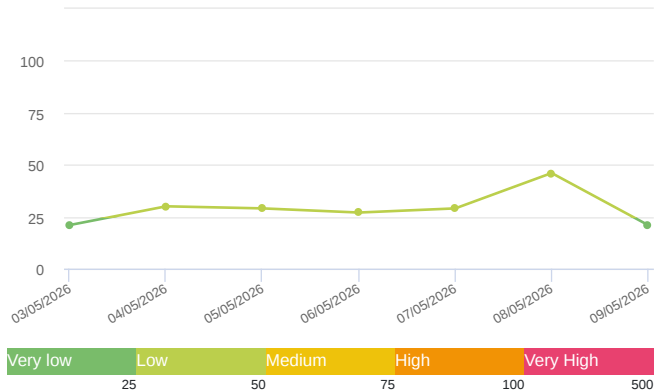
Prezentare generală zilnică: Alți parametri

	CO ppb	Temperature °C	Wind Speed m/s	Wind Direction degree	Battery %	SO ₂ ppb	R. Humidity %	PM ₁ μg/m ³	PM ₁₀₀ μg/m ³	Pressure HPa
Average	344.25	21.08	0.96	176.08	100	0	49.26	7.69	45.05	1006.98
Maximum	393.16	23.02	3.04	176.7	100	0	67.66	17.52	62.01	1012.15
Date	08/05/2026	05/05/2026	05/05/2026	05/05/2026	03/05/2026	03/05/2026	07/05/2026	08/05/2026	08/05/2026	03/05/2026
Minimum	315.39	17.28	1.36	332.91	100	0	36.92	4.19	31.73	1003.55
Date	09/05/2026	03/05/2026	08/05/2026	08/05/2026	03/05/2026	03/05/2026	04/05/2026	06/05/2026	09/05/2026	06/05/2026

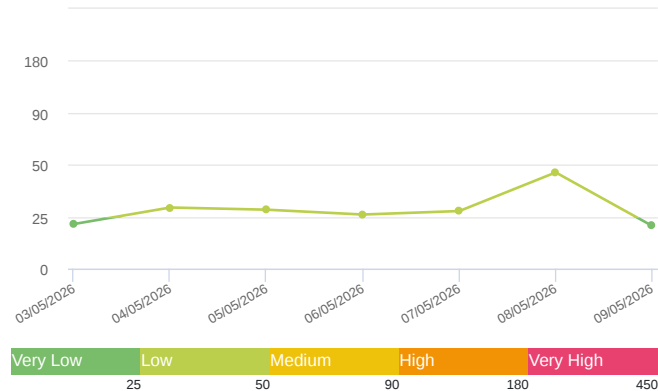
The data shown above is based on Media zilnică .

Media zilnică

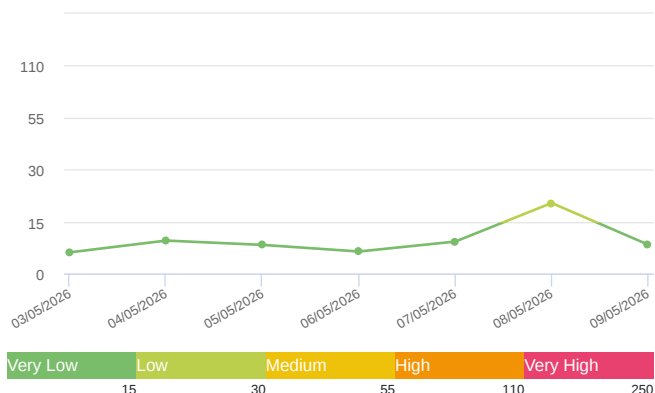
CAQI (AQI)



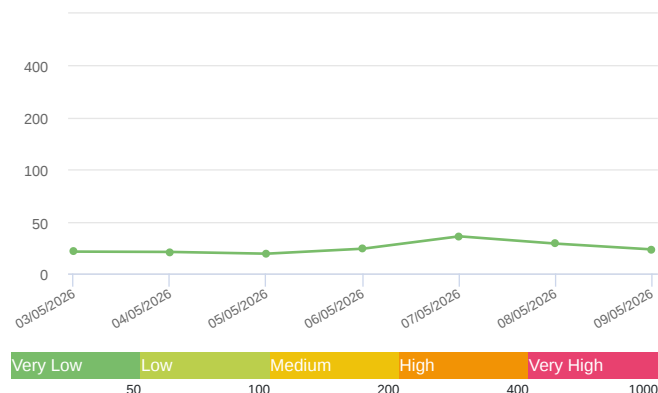
PM₁₀ (μg/m³)



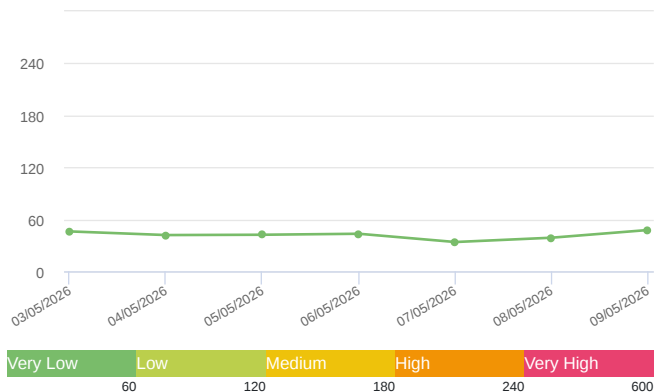
PM_{2.5} (μg/m³)



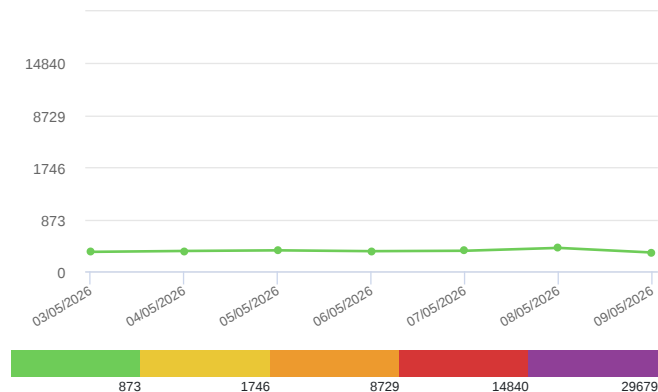
NO₂ (μg/m³)



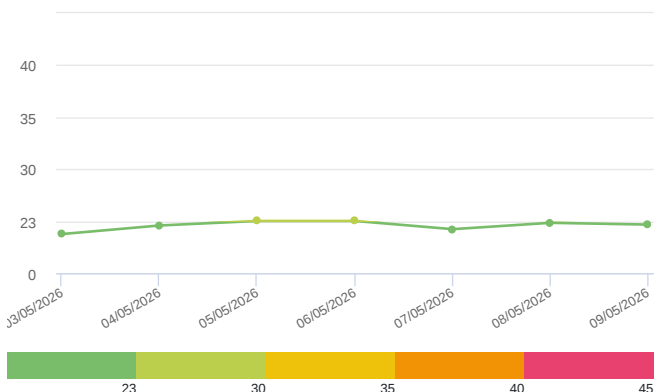
O₃ (μg/m³)



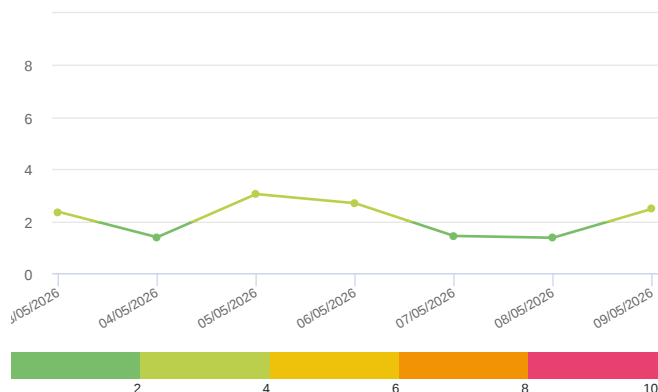
CO (ppb)



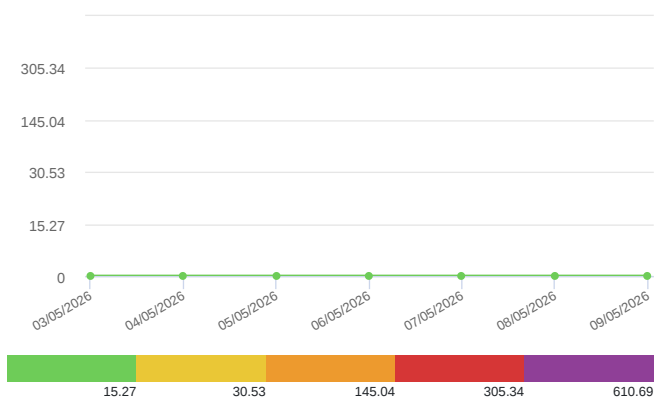
Temperature (°C)



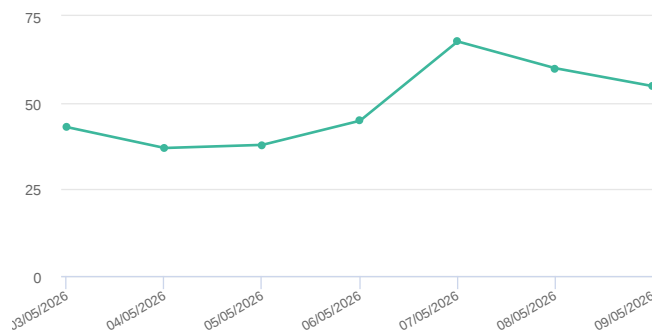
Wind Speed (m/s)



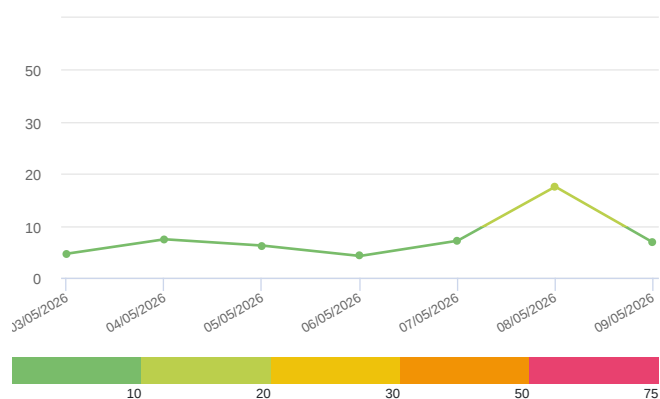
SO₂ (ppb)



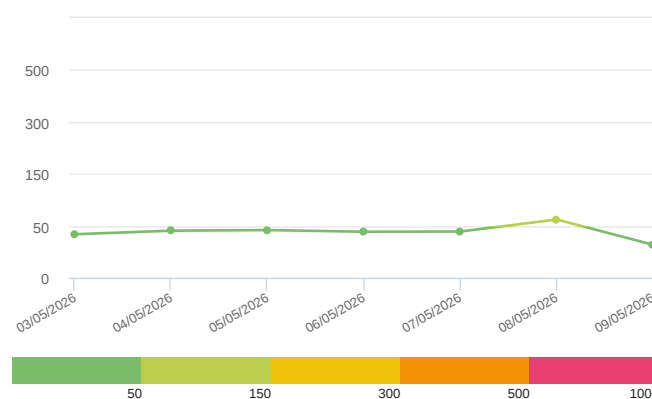
R. Humidity (%)



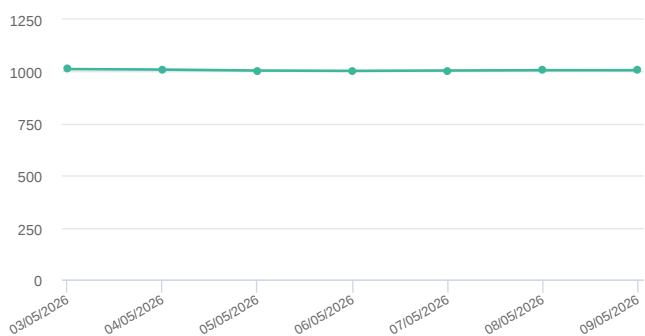
PM₁ (μg/m³)



PM₁₀₀ (μg/m³)



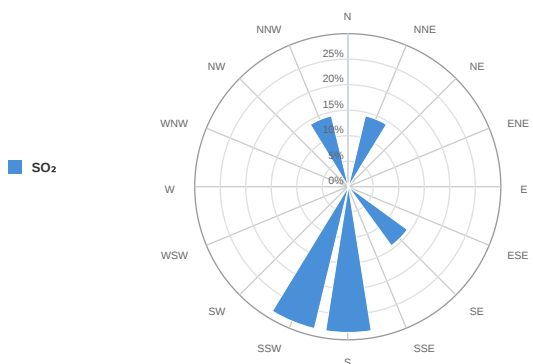
Pressure (hPa)



Media zilnică

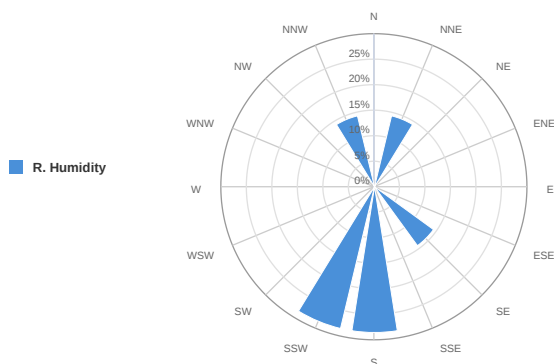


SO₂ (ppb)



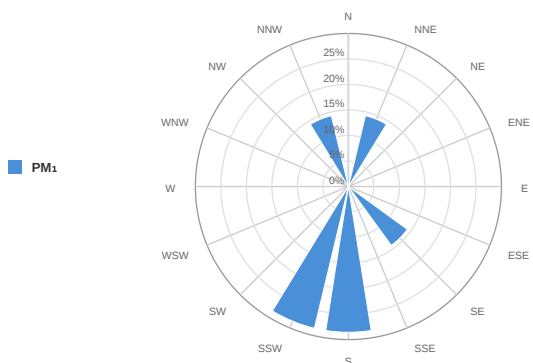
■ SO₂

R. Humidity (%)



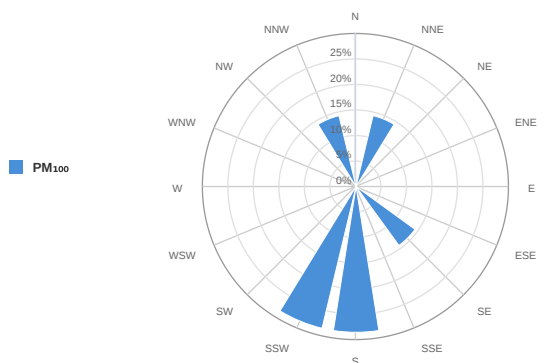
■ R. Humidity

PM₁ (μg/m³)



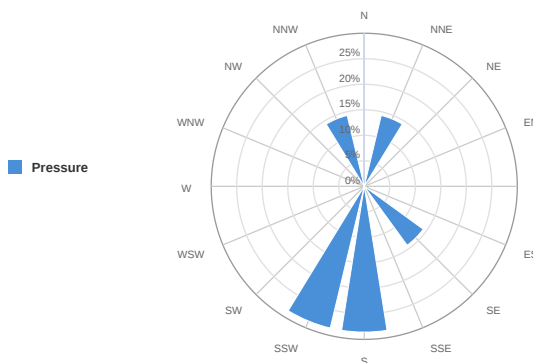
■ PM₁

PM₁₀₀ (μg/m³)



■ PM₁₀₀

Pressure (HPa)



■ Pressure

Alerte

No alerts for the selected date and time range

Parametrii indicelui de calitate al aerului (ICA)

Media zilnică

To Date	CAQI AQI	PM ₁₀ μg/m ³	PM _{2.5} μg/m ³	NO ₂ μg/m ³	O ₃ μg/m ³
03/05/2026, 23:59	21	21.47	6.11	21.07	46.03
04/05/2026, 23:59	30	29.42	9.49	20.76	41.85
05/05/2026, 23:59	29	28.37	8.25	19.03	42.19
06/05/2026, 23:59	27	26.05	6.34	23.87	43.33
07/05/2026, 23:59	29	27.72	9.21	35.77	33.75
08/05/2026, 23:59	46	46.3	20.34	28.75	38.79
09/05/2026, 23:59	21	20.63	8.34	23.15	47.65

Alți parametri

Media zilnică

To Date	CO ppb	Temperature °C	Wind Speed m/s	Wind Direction degree	Battery %	SO ₂ ppb	R. Humidity %	PM ₁ μg/m ³	PM ₁₀₀ μg/m ³	Pressure HPa
03/05/2026, 23:59	326.33	17.28	2.36	145.05	100	0	42.94	4.63	41.83	1012.15
04/05/2026, 23:59	341.11	21.07	1.38	174.3	100	0	36.92	7.4	45.23	1009.72
05/05/2026, 23:59	351.67	23.02	3.04	176.7	100	0	37.82	6.19	45.86	1005.08
06/05/2026, 23:59	337.5	23.02	2.69	199.96	100	0	44.79	4.19	44.23	1003.55
07/05/2026, 23:59	344.61	19.44	1.43	205.42	100	0	67.66	7.12	44.43	1005.23
08/05/2026, 23:59	393.16	22.25	1.36	332.91	100	0	59.94	17.52	62.01	1006.59
09/05/2026, 23:59	315.39	21.47	2.47	22.53	100	0	54.76	6.8	31.73	1006.54

Oizom will not be responsible for Environmental Data accuracy once Validated