

# Primaria Sanmihaiu Roman

## WEEKLY AIR-QUALITY REPORT

Timp de la: **01/03/2026, 00:00**  
Timp până la: **08/03/2026, 00:00**

Numele dispozitivului: **Primaria Sanmihaiu Roman**  
Locația dispozitivului: **DJ591C 81a, Sânmihaiu Român 307382, Romania**

Parametrii: **CAQI , NO<sub>2</sub> , O<sub>3</sub> , PM<sub>2.5</sub> , PM<sub>10</sub> , Wind Speed , Wind Direction , CO , SO<sub>2</sub> , R. Humidity , PM<sub>1</sub> , PM<sub>100</sub> , Pressure , Temperature**

Primaria Sanmihaiu Roman  
DJ591C 81a, Sânmihaiu Român  
307382, Romania



Media indicelui de calitate al aerului (ICA): **62**

Prezentare generală zilnică: Parametrii indicelui de calitate al aerului (ICA)

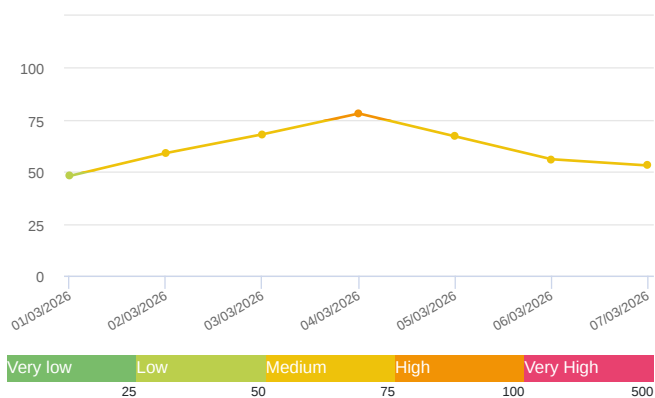
	CAQI AQI	NO <sub>2</sub> μg/m <sup>3</sup>	O <sub>3</sub> μg/m <sup>3</sup>	PM <sub>2.5</sub> μg/m <sup>3</sup>	PM <sub>10</sub> μg/m <sup>3</sup>
<b>Average</b>	62	40.26	63.08	31.61	67.94
<b>Maximum</b>	78	49.44	71.6	50.16	98.92
<b>Date</b>	04/03/2026	02/03/2026	07/03/2026	04/03/2026	04/03/2026
<b>Minimum</b>	48	29.41	56.24	22.26	47.83
<b>Date</b>	01/03/2026	07/03/2026	02/03/2026	01/03/2026	01/03/2026

## Prezentare generală zilnică: Alți parametri

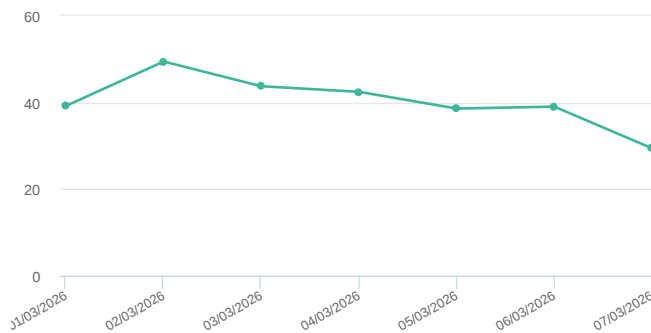
	Wind Speed m/s	Wind Direction degree	Battery %	CO ppb	SO <sub>2</sub> ppb	R. Humidity %	PM <sub>1</sub> μg/m <sup>3</sup>	PM <sub>100</sub> μg/m <sup>3</sup>	Pressure hPa	Temperature °C
<b>Average</b>	0.79	79.98	100	493.82	0	65.01	28.11	79.1	1017.73	9.44
<b>Maximum</b>	2.55	30.27	100	711.01	0.06	70.65	41.49	111.07	1019.02	11.69
<b>Date</b>	06/03/2026	06/03/2026	01/03/2026	04/03/2026	02/03/2026	03/03/2026	04/03/2026	04/03/2026	03/03/2026	05/03/2026
<b>Minimum</b>	0.58	111	100	366.29	0	59.58	20.05	56.97	1016.3	7.27
<b>Date</b>	02/03/2026	02/03/2026	01/03/2026	07/03/2026	01/03/2026	01/03/2026	01/03/2026	01/03/2026	05/03/2026	02/03/2026

Media zilnică

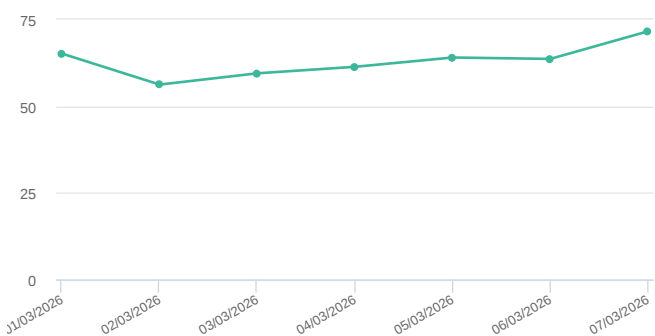
CAQI (AQI)



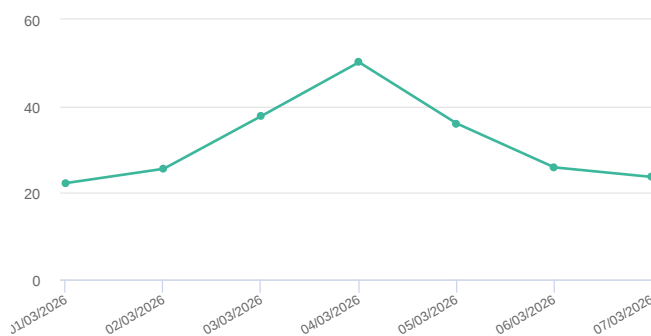
NO<sub>2</sub> (μg/m<sup>3</sup>)



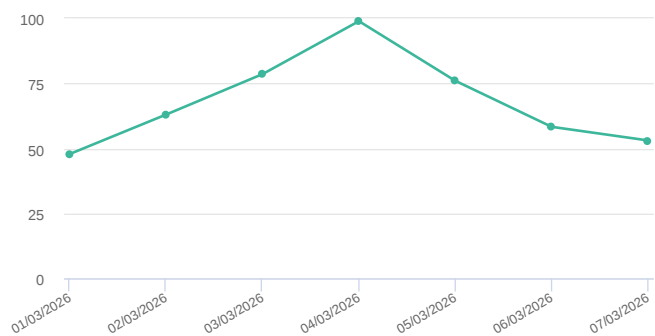
O<sub>3</sub> (μg/m<sup>3</sup>)



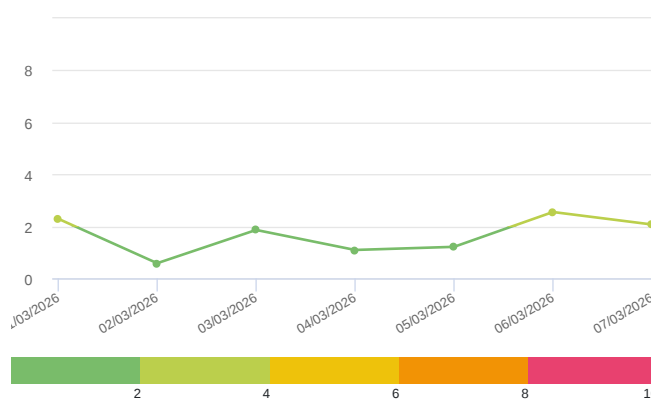
PM<sub>2.5</sub> (μg/m<sup>3</sup>)



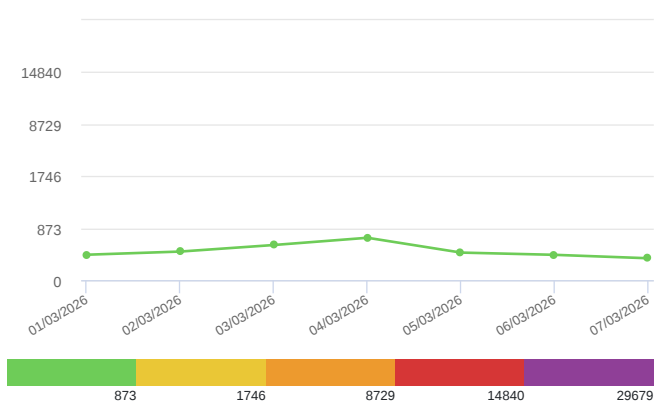
PM<sub>10</sub> (μg/m<sup>3</sup>)



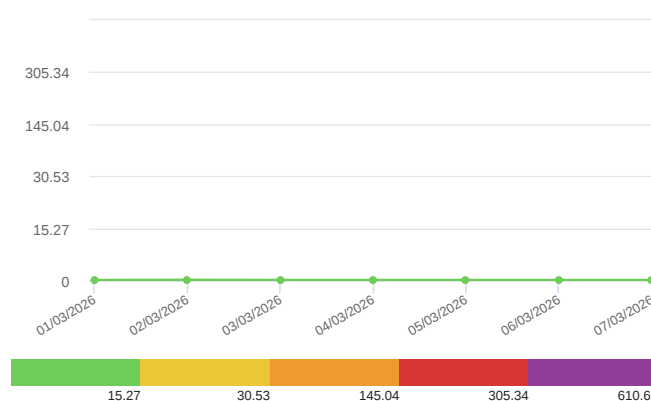
Wind Speed (m/s)

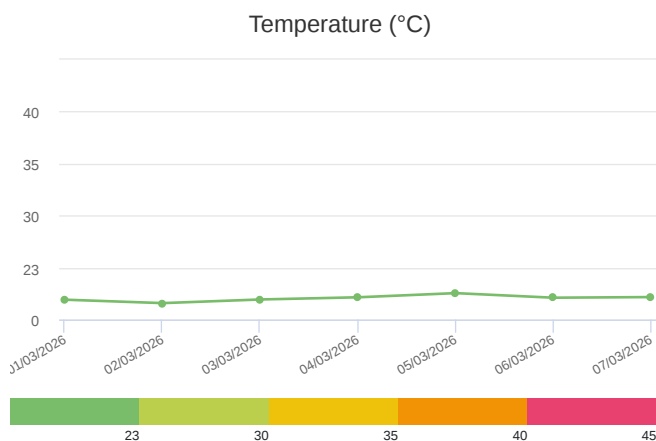
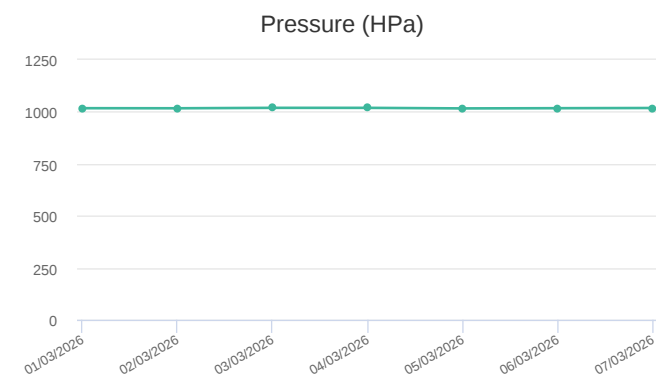
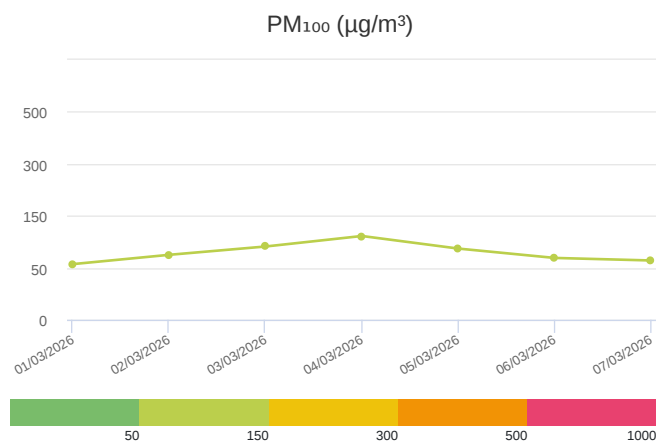
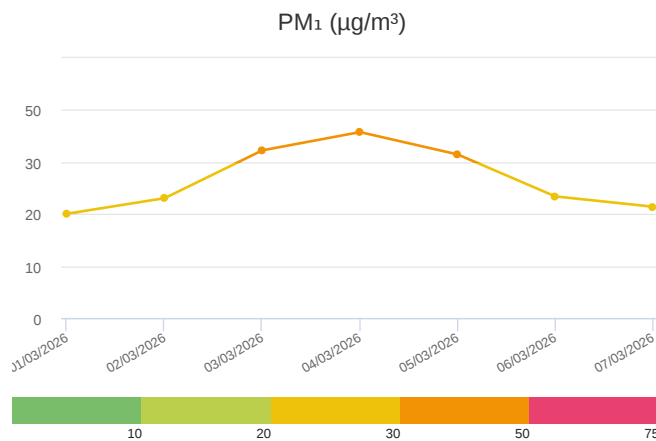
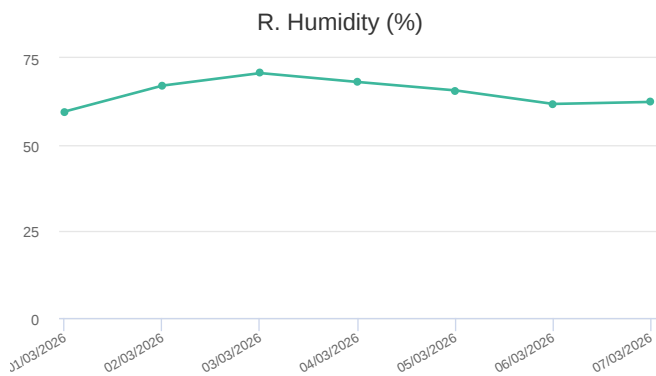


CO (ppb)



SO<sub>2</sub> (ppb)

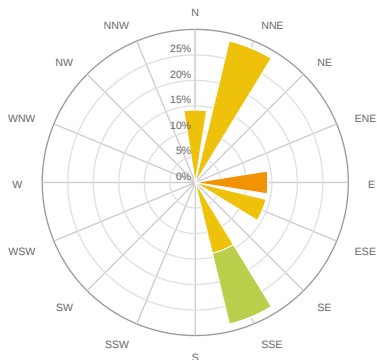




Media zilnică

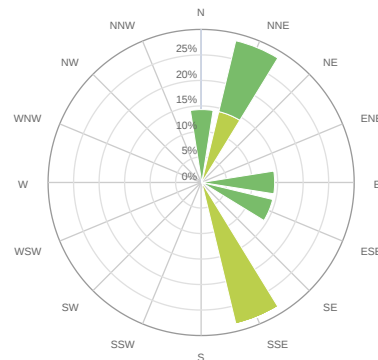
CAQI (AQI)

- > 100
- 75 - 100
- 50 - 75
- 25 - 50
- < 25



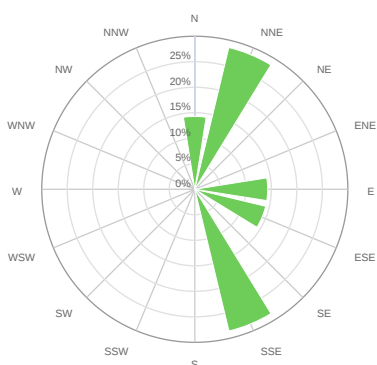
Wind Speed (m/s)

- > 8
- 6 - 8
- 4 - 6
- 2 - 4
- < 2



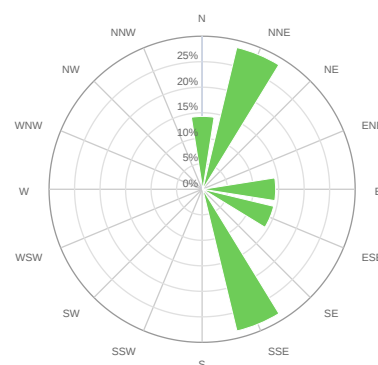
CO (ppb)

- > 14840
- 8729 - 14840
- 1746 - 8729
- 873 - 1746
- < 873



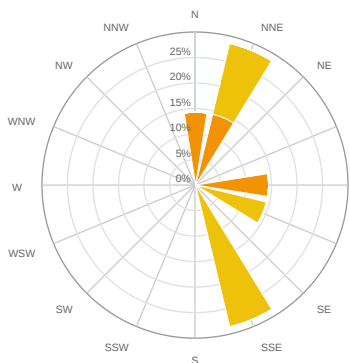
SO<sub>2</sub> (ppb)

- > 305.34
- 145.04 - 305.34
- 30.53 - 145.04
- 15.27 - 30.53
- < 15.27



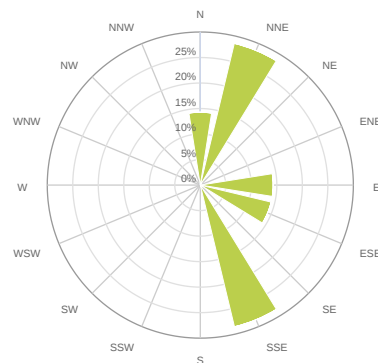
PM<sub>1</sub> (μg/m<sup>3</sup>)

- > 50
- 30 - 50
- 20 - 30
- 10 - 20
- < 10



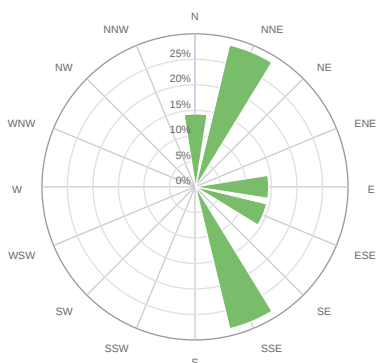
PM<sub>100</sub> (μg/m<sup>3</sup>)

- > 500
- 300 - 500
- 150 - 300
- 50 - 150
- < 50



Temperature (°C)

- > 40
- 35 - 40
- 30 - 35
- 23 - 30
- < 23



---

## Alerte

---

No alerts for the selected date and time range

## Parametrii indicelui de calitate al aerului (ICA)

Media zilnică

To Date	CAQI AQI	NO <sub>2</sub> μg/m <sup>3</sup>	O <sub>3</sub> μg/m <sup>3</sup>	PM <sub>2.5</sub> μg/m <sup>3</sup>	PM <sub>10</sub> μg/m <sup>3</sup>
01/03/2026, 23:59	48	39.21	65.17	22.26	47.83
02/03/2026, 23:59	59	49.44	56.24	25.56	63.01
03/03/2026, 23:59	68	43.73	59.49	37.73	78.56
04/03/2026, 23:59	78	42.44	61.37	50.16	98.92
05/03/2026, 23:59	67	38.58	64.05	36.02	75.98
06/03/2026, 23:59	56	39.02	63.65	25.88	58.27
07/03/2026, 23:59	53	29.41	71.6	23.67	53.04

## Alți parametri

Media zilnică

To Date	Wind Speed m/s	Wind Direction degree	Battery %	CO ppb	SO <sub>2</sub> ppb	R. Humidity %	PM <sub>1</sub> μg/m <sup>3</sup>	PM <sub>100</sub> μg/m <sup>3</sup>	Pressure HPa	Temperature °C
01/03/2026, 23:59	2.29	150.03	100	426.02	0	59.58	20.05	56.97	1017.32	8.78
02/03/2026, 23:59	0.58	111	100	479.18	0.06	67.05	23.04	74.93	1016.96	7.27
03/03/2026, 23:59	1.86	21.85	100	588.92	0	70.65	34.48	90.87	1019.02	8.88
04/03/2026, 23:59	1.09	90.84	100	711.01	0	68.08	41.49	111.07	1018.95	9.85
05/03/2026, 23:59	1.21	1.47	100	461.44	0	65.65	32.9	86.87	1016.3	11.69
06/03/2026, 23:59	2.55	30.27	100	423.86	0	61.75	23.38	68.95	1017.32	9.66
07/03/2026, 23:59	2.07	161.64	100	366.29	0	62.33	21.4	64.01	1018.27	9.93

Oizom will not be responsible for Environmental Data accuracy once Validated