

# Primaria Sanmihaiu Roman

## WEEKLY AIR-QUALITY REPORT

Timp de la: **03/05/2026, 00:00**  
Timp până la: **10/05/2026, 00:00**

Numele dispozitivului: **Primaria Sanmihaiu Roman**  
Locația dispozitivului: **DJ591C 81a, Sânmihaiu Român 307382, Romania**

Parametrii: **CAQI , PM<sub>10</sub> , PM<sub>2.5</sub> , NO<sub>2</sub> , O<sub>3</sub> , CO , Temperature , Wind Speed , Wind Direction , SO<sub>2</sub> , R. Humidity , PM<sub>1</sub> , PM<sub>100</sub> , Pressure**

Primaria Sanmihaiu Roman  
DJ591C 81a, Sânmihaiu Român  
307382, Romania



Media indicelui de calitate al aerului (ICA): **34**

Prezentare generală zilnică: Parametrii indicelui de calitate al aerului (ICA)

	CAQI AQI	PM <sub>10</sub> μg/m <sup>3</sup>	PM <sub>2.5</sub> μg/m <sup>3</sup>	NO <sub>2</sub> μg/m <sup>3</sup>	O <sub>3</sub> μg/m <sup>3</sup>
<b>Average</b>	34	26.76	9.6	29.56	78.95
<b>Maximum</b>	37	35.96	15.55	41.55	85.89
<b>Date</b>	08/05/2026	08/05/2026	08/05/2026	07/05/2026	05/05/2026
<b>Minimum</b>	29	22.75	6.18	23.54	66.73
<b>Date</b>	07/05/2026	03/05/2026	06/05/2026	04/05/2026	07/05/2026

The data shown above is based on Media zilnică .

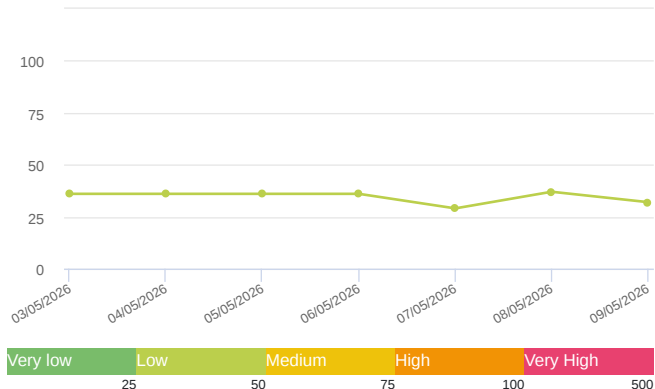
## Prezentare generală zilnică: Alți parametri

	CO ppb	Temperature °C	Wind Speed m/s	Wind Direction degree	Battery %	SO <sub>2</sub> ppb	R. Humidity %	PM <sub>1</sub> μg/m <sup>3</sup>	PM <sub>100</sub> μg/m <sup>3</sup>	Pressure HPa
<b>Average</b>	273.23	19.11	0.75	155.94	100	0	57.2	7.6	38.44	1007.15
<b>Maximum</b>	282.13	21.08	2.96	169.64	100	0	74.07	11.47	48.49	1012.21
<b>Date</b>	09/05/2026	08/05/2026	05/05/2026	05/05/2026	03/05/2026	03/05/2026	07/05/2026	08/05/2026	08/05/2026	03/05/2026
<b>Minimum</b>	266.45	15.28	0.44	153.34	100	0	47.04	4.49	33.19	1003.93
<b>Date</b>	03/05/2026	03/05/2026	04/05/2026	04/05/2026	03/05/2026	03/05/2026	04/05/2026	06/05/2026	03/05/2026	06/05/2026

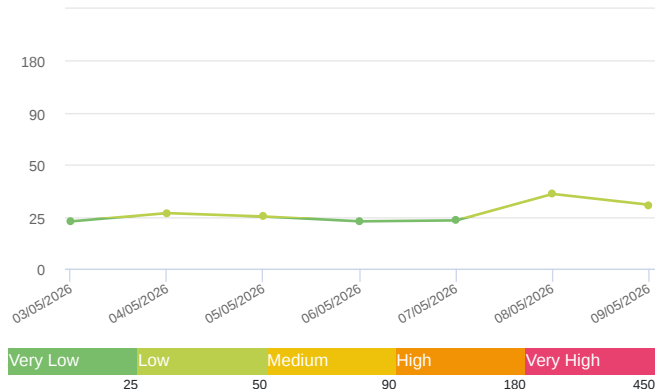
The data shown above is based on Media zilnică .

Media zilnică

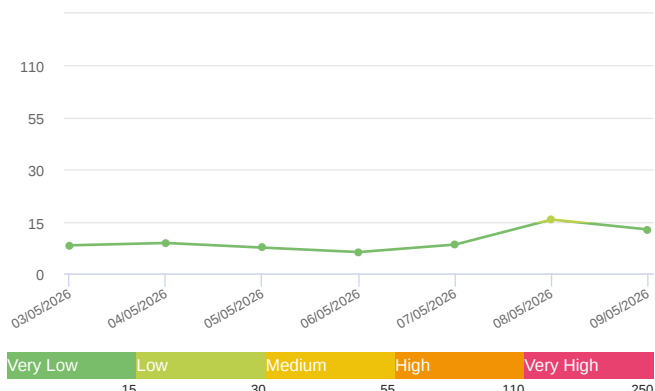
CAQI (AQI)



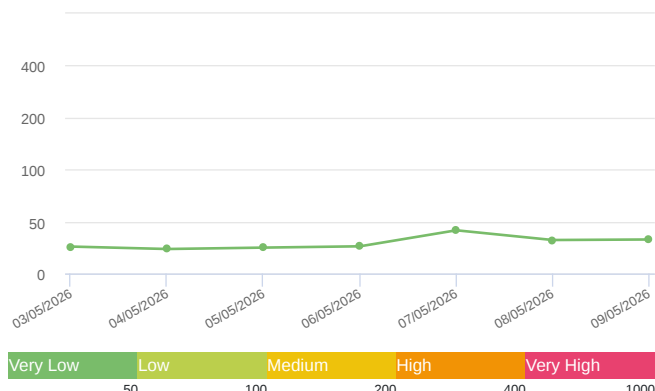
PM<sub>10</sub> (μg/m<sup>3</sup>)



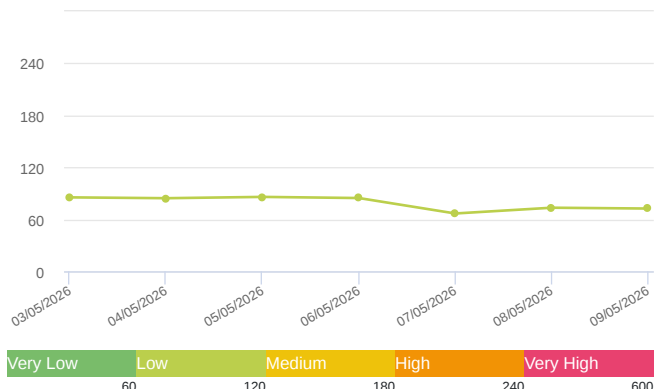
PM<sub>2.5</sub> (μg/m<sup>3</sup>)



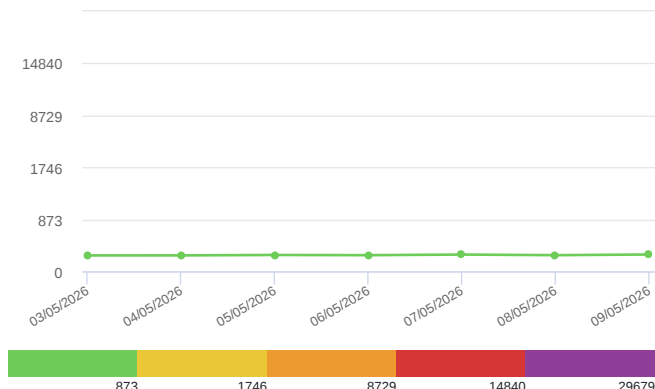
NO<sub>2</sub> (μg/m<sup>3</sup>)



O<sub>3</sub> (μg/m<sup>3</sup>)



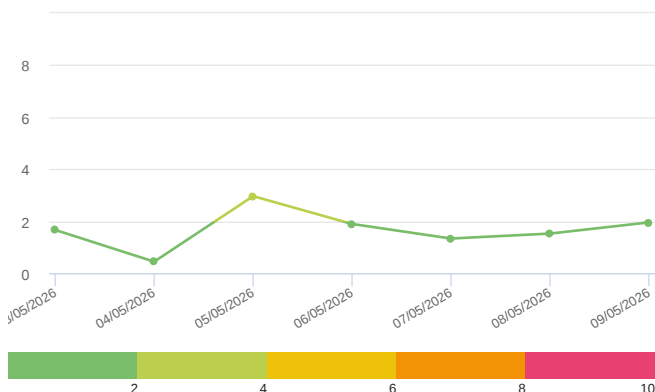
CO (ppb)



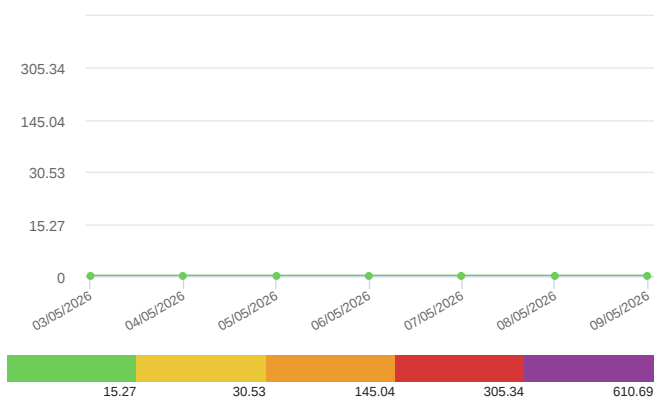
Temperature (°C)



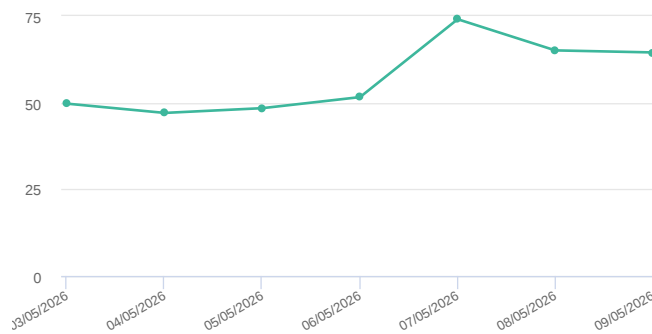
Wind Speed (m/s)



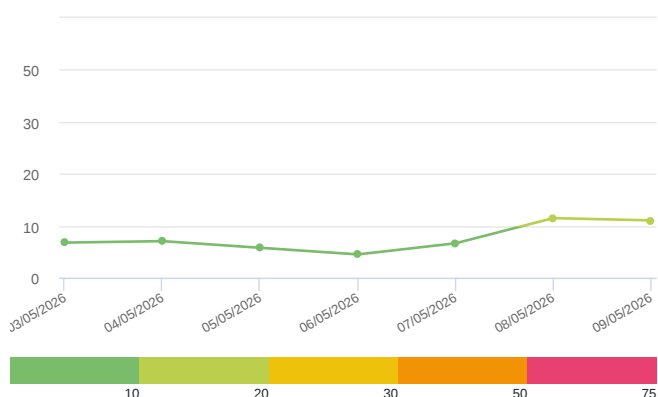
SO<sub>2</sub> (ppb)



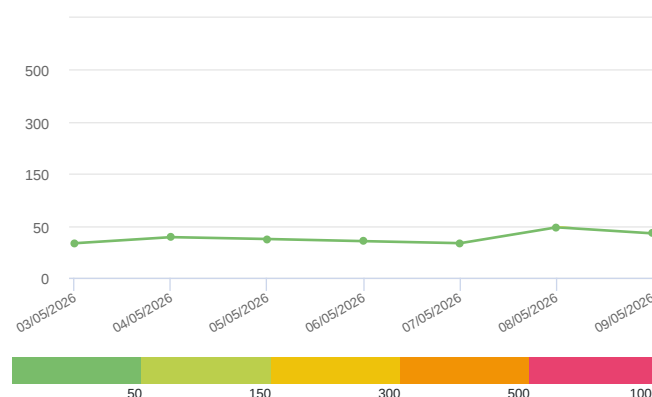
R. Humidity (%)



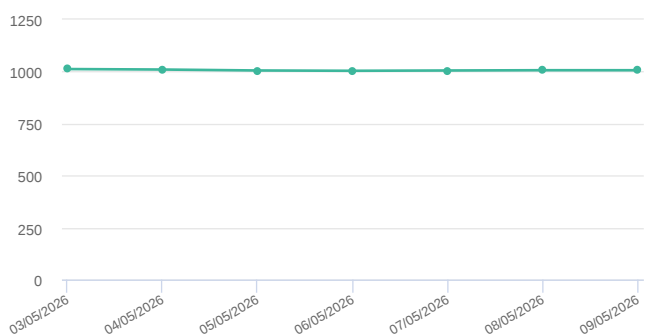
PM<sub>1</sub> (μg/m<sup>3</sup>)



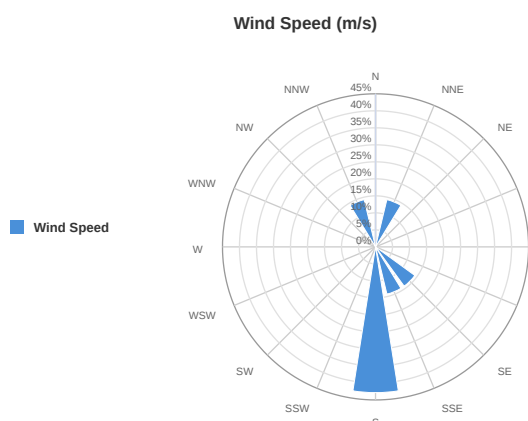
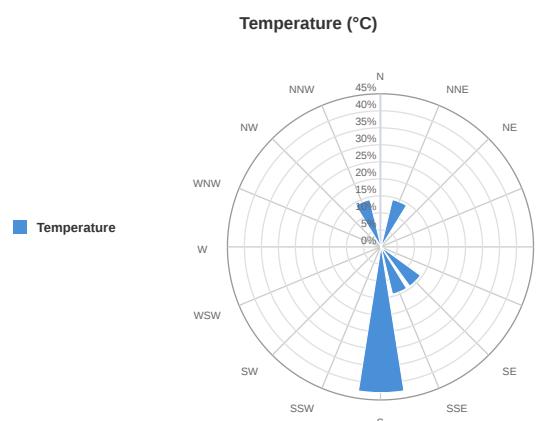
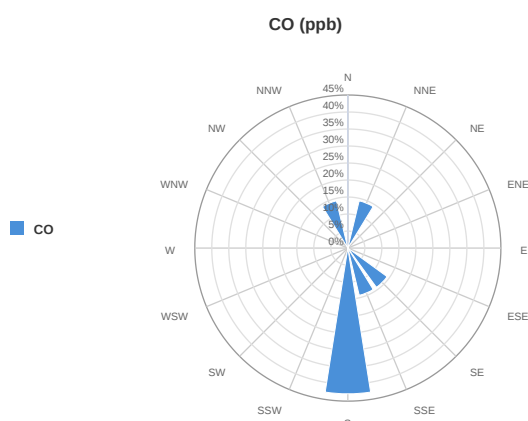
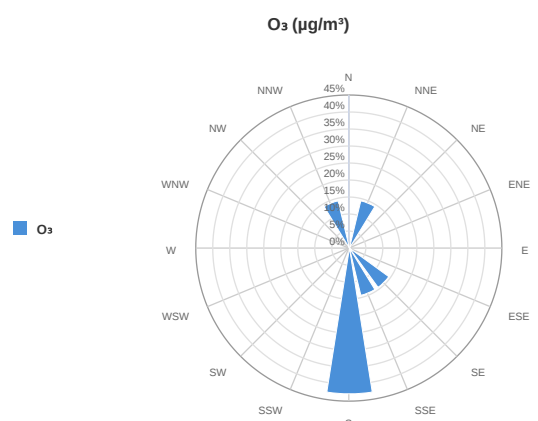
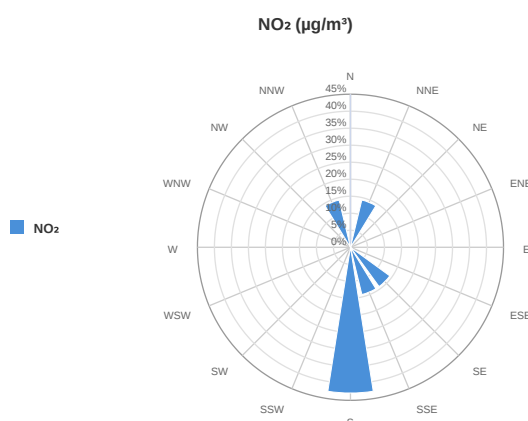
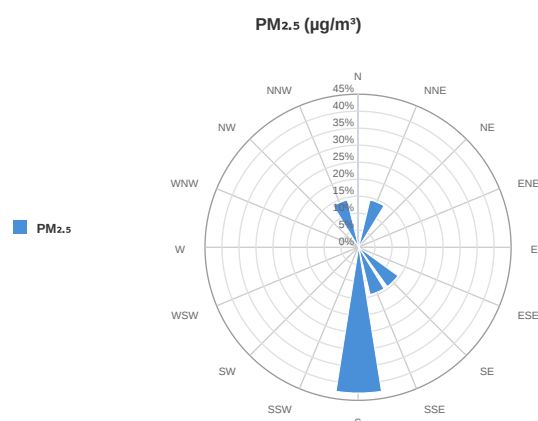
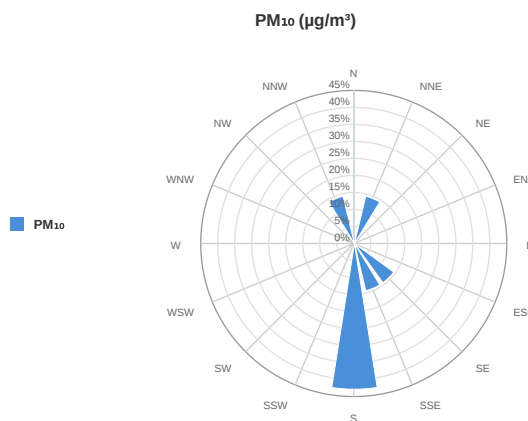
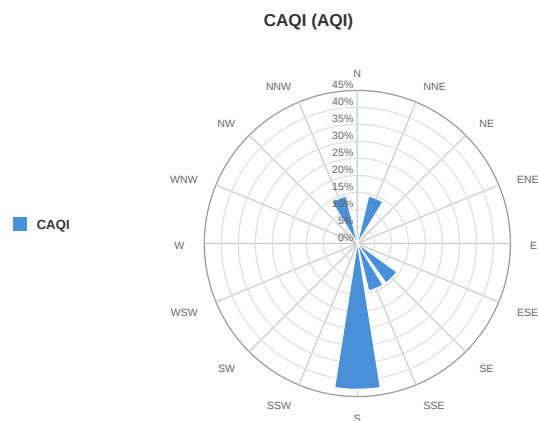
PM<sub>100</sub> (μg/m<sup>3</sup>)



Pressure (hPa)

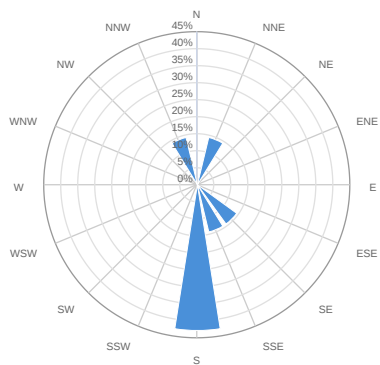


Media zilnică



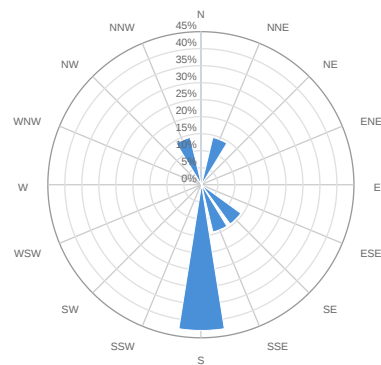
**SO<sub>2</sub> (ppb)**

■ SO<sub>2</sub>



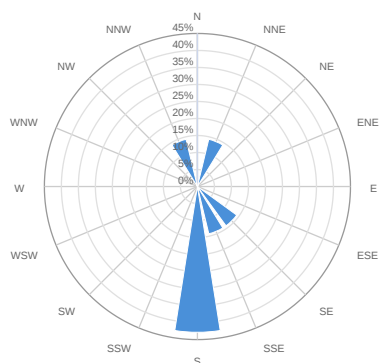
**R. Humidity (%)**

■ R. Humidity



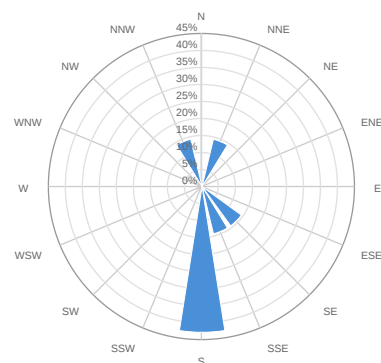
**PM<sub>1</sub> (μg/m<sup>3</sup>)**

■ PM<sub>1</sub>



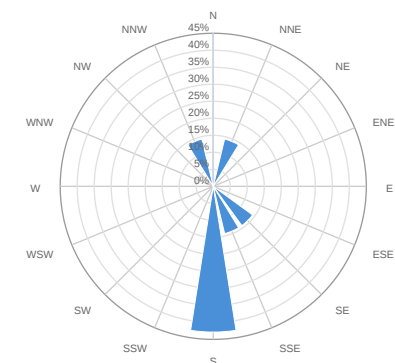
**PM<sub>100</sub> (μg/m<sup>3</sup>)**

■ PM<sub>100</sub>



**Pressure (HPa)**

■ Pressure



---

## Alerte

---

No alerts for the selected date and time range

## Parametrii indicelui de calitate al aerului (ICA)

Media zilnică

To Date	CAQI AQI	PM <sub>10</sub> μg/m <sup>3</sup>	PM <sub>2.5</sub> μg/m <sup>3</sup>	NO <sub>2</sub> μg/m <sup>3</sup>	O <sub>3</sub> μg/m <sup>3</sup>
03/05/2026, 23:59	36	22.75	8.13	25.92	85.34
04/05/2026, 23:59	36	26.73	8.81	23.54	84.37
05/05/2026, 23:59	36	25.1	7.47	24.88	85.89
06/05/2026, 23:59	36	22.78	6.18	26.14	84.52
07/05/2026, 23:59	29	23.22	8.36	41.55	66.73
08/05/2026, 23:59	37	35.96	15.55	32.21	73.37
09/05/2026, 23:59	32	30.75	12.7	32.7	72.39

## Alți parametri

Media zilnică

To Date	CO ppb	Temperature °C	Wind Speed m/s	Wind Direction degree	Battery %	SO <sub>2</sub> ppb	R. Humidity %	PM <sub>1</sub> μg/m <sup>3</sup>	PM <sub>100</sub> μg/m <sup>3</sup>	Pressure HPa
03/05/2026, 23:59	266.45	15.28	1.66	145.55	100	0	49.71	6.76	33.19	1012.21
04/05/2026, 23:59	267.53	18.05	0.44	153.34	100	0	47.04	7.04	39.04	1009.93
05/05/2026, 23:59	274.01	20.25	2.96	169.64	100	0	48.41	5.76	37.26	1005.4
06/05/2026, 23:59	271.06	20.86	1.89	173.87	100	0	51.6	4.49	35.22	1003.93
07/05/2026, 23:59	281.25	18.04	1.33	181.57	100	0	74.07	6.63	33.27	1005.35
08/05/2026, 23:59	270.21	21.08	1.52	334.76	100	0	65.08	11.47	48.49	1006.66
09/05/2026, 23:59	282.13	20.17	1.95	29.42	100	0	64.49	11.03	42.63	1006.57

Oizom will not be responsible for Environmental Data accuracy once Validated