

Primaria Sanmihaiu Roman

WEEKLY AIR-QUALITY REPORT

Timp de la: **05/04/2026, 00:00**
Timp până la: **12/04/2026, 00:00**

Numele dispozitivului: **Primaria Sanmihaiu Roman**
Locația dispozitivului: **DJ591C 81a, Sânmihaiu Român 307382, Romania**

Parametrii: **NO₂ , O₃ , PM_{2.5} , PM₁₀ , Wind Speed , Wind Direction , CO , SO₂ , R. Humidity , PM₁ , PM₁₀₀ , Pressure , Temperature**

Primaria Sanmihaiu Roman
DJ591C 81a, Sânmihaiu Român
307382, Romania



Media indicelui de calitate al aerului (ICA): **34**

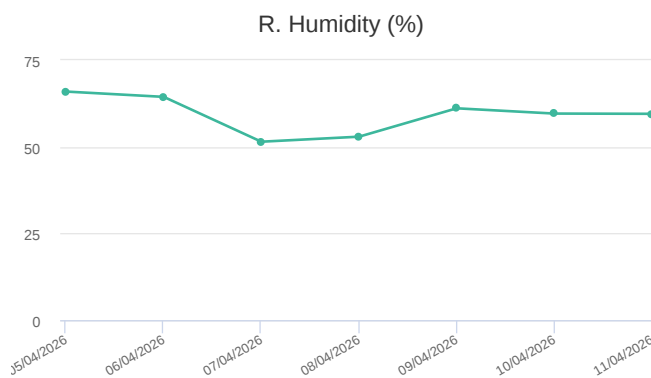
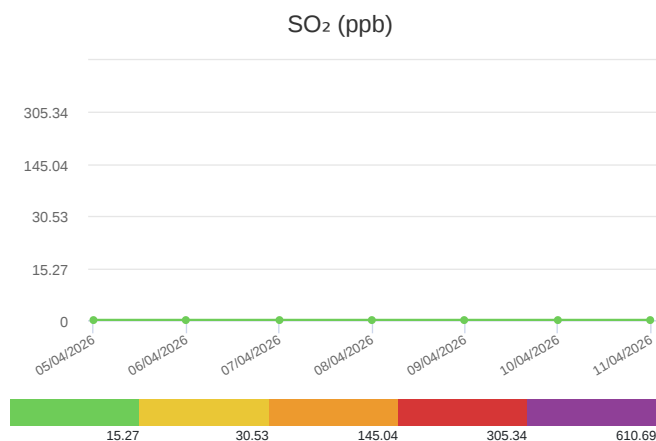
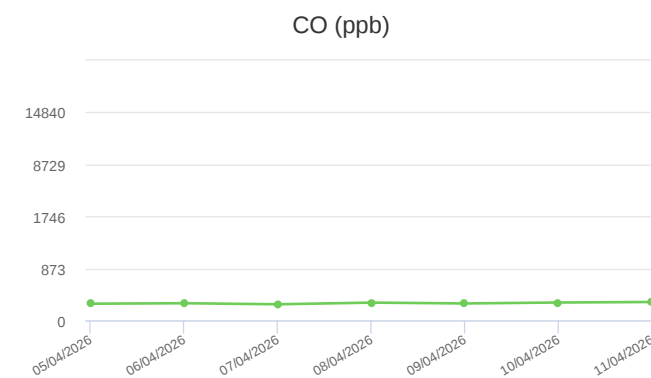
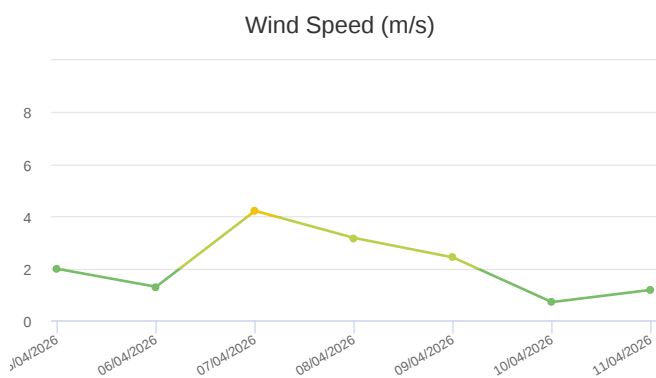
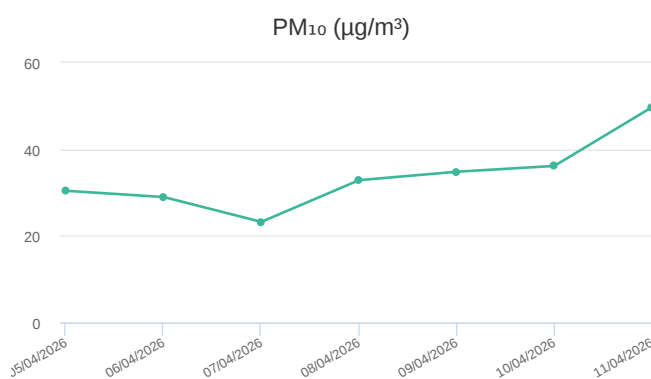
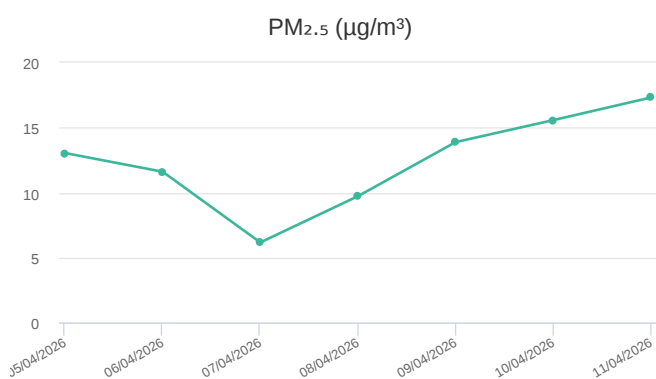
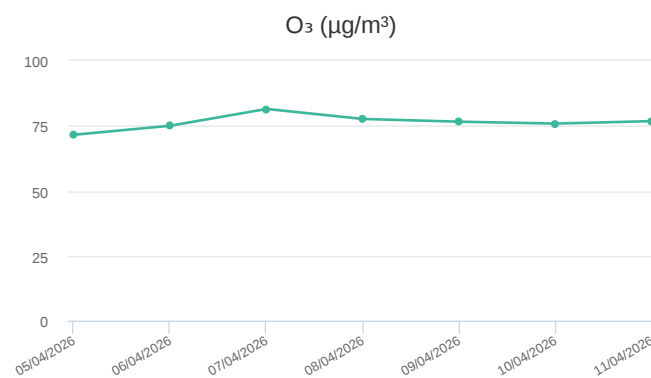
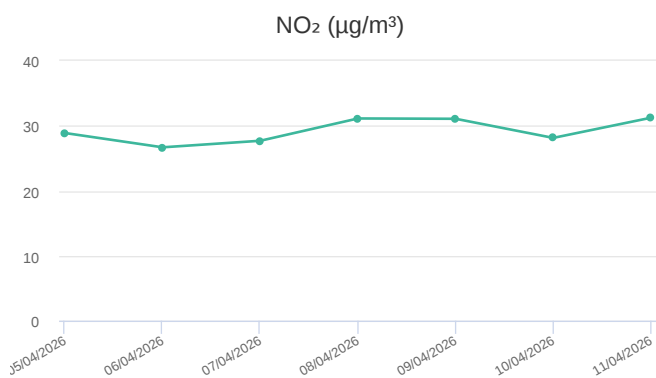
Prezentare generală zilnică: Parametrii indicelui de calitate al aerului (ICA)

	NO ₂ μg/m ³	O ₃ μg/m ³	PM _{2.5} μg/m ³	PM ₁₀ μg/m ³
Average	29.26	76.4	12.47	33.73
Maximum	31.23	81.46	17.31	49.7
Date	11/04/2026	07/04/2026	11/04/2026	11/04/2026
Minimum	26.68	71.53	6.16	23.23
Date	06/04/2026	05/04/2026	07/04/2026	07/04/2026

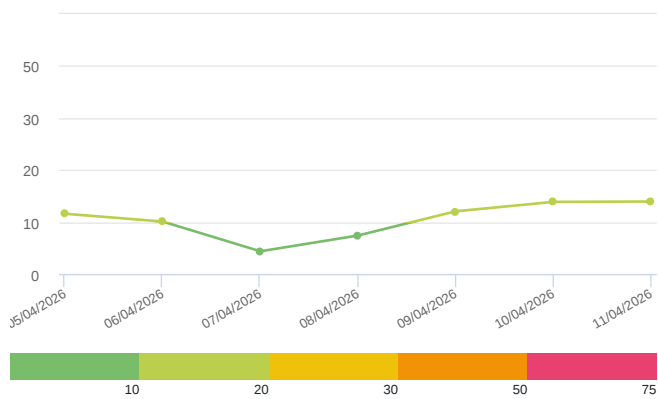
Prezentare generală zilnică: Alți parametri

	Wind Speed m/s	Wind Direction degree	Battery %	CO ppb	SO ₂ ppb	R. Humidity %	PM ₁ μg/m ³	PM ₁₀₀ μg/m ³	Pressure hPa	Temperature °C
Average	1.82	316.46	100	288.55	0	59.28	10.46	46.33	1011.7	11.3
Maximum	4.21	310.79	100	307.25	0	65.94	13.93	76.77	1014.2	15.66
Date	07/04/2026	07/04/2026	05/04/2026	11/04/2026	05/04/2026	05/04/2026	11/04/2026	11/04/2026	05/04/2026	06/04/2026
Minimum	0.7	240.76	100	268.83	0	51.47	4.36	34.13	1009.09	7.79
Date	10/04/2026	10/04/2026	05/04/2026	07/04/2026	05/04/2026	07/04/2026	07/04/2026	07/04/2026	10/04/2026	09/04/2026

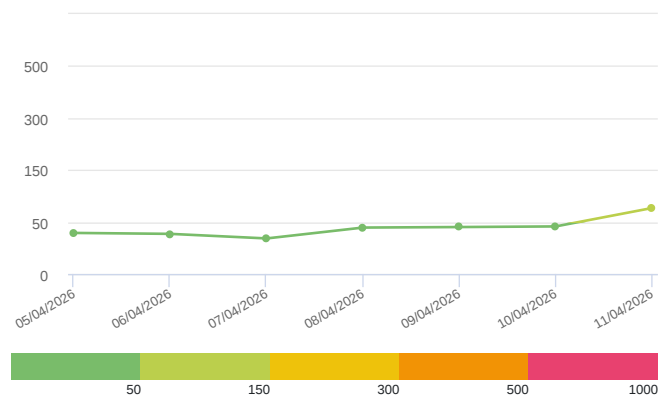
Media zilnică



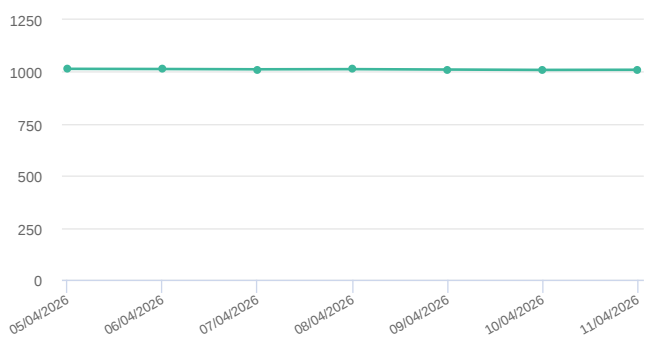
PM₁ (μg/m³)



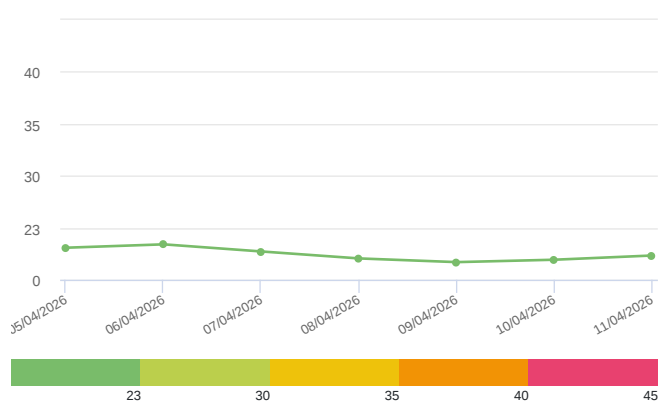
PM₁₀₀ (μg/m³)



Pressure (hPa)

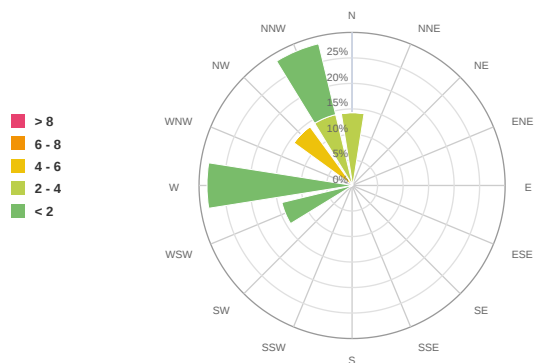


Temperature (°C)

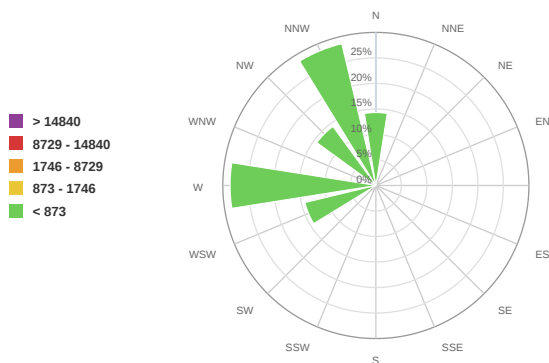


Media zilnică

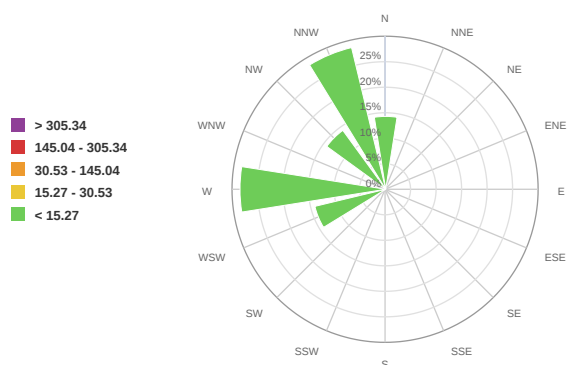
Wind Speed (m/s)



CO (ppb)



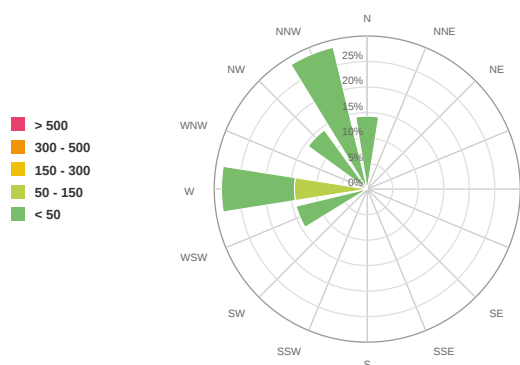
SO₂ (ppb)



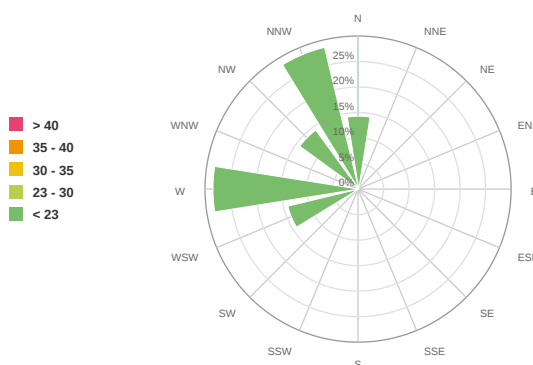
PM₁ (μg/m³)



PM₁₀₀ (μg/m³)



Temperature (°C)



Alerte

No alerts for the selected date and time range

Parametrii indicelui de calitate al aerului (ICA)

Media zilnică

To Date	NO ₂ μg/m ³	O ₃ μg/m ³	PM _{2.5} μg/m ³	PM ₁₀ μg/m ³
05/04/2026, 23:59	28.88	71.53	13.04	30.4
06/04/2026, 23:59	26.68	75.01	11.6	28.96
07/04/2026, 23:59	27.69	81.46	6.16	23.23
08/04/2026, 23:59	31.12	77.61	9.72	32.85
09/04/2026, 23:59	31.07	76.56	13.88	34.8
10/04/2026, 23:59	28.13	75.83	15.57	36.14
11/04/2026, 23:59	31.23	76.78	17.31	49.7

Alți parametri

Media zilnică

To Date	Wind Speed m/s	Wind Direction degree	Battery %	CO ppb	SO ₂ ppb	R. Humidity %	PM ₁ μg/m ³	PM ₁₀₀ μg/m ³	Pressure HPa	Temperature °C
05/04/2026, 23:59	1.98	276.41	100	278.32	0	65.94	11.58	39.47	1014.2	14.16
06/04/2026, 23:59	1.29	337.8	100	286.65	0	64.41	10.08	38.54	1013.34	15.66
07/04/2026, 23:59	4.21	310.79	100	268.83	0	51.47	4.36	34.13	1012.03	12.51
08/04/2026, 23:59	3.17	341.57	100	296.96	0	52.92	7.39	44.59	1012.68	9.42
09/04/2026, 23:59	2.42	352.23	100	283.18	0	61.11	12.05	45.1	1010.83	7.79
10/04/2026, 23:59	0.7	240.76	100	298.62	0	59.59	13.86	45.69	1009.09	8.85
11/04/2026, 23:59	1.17	269.44	100	307.25	0	59.52	13.93	76.77	1009.76	10.72

Oizom will not be responsible for Environmental Data accuracy once Validated