

Primaria Sacalaz

WEEKLY AIR-QUALITY REPORT

Timp de la: **26/04/2026, 00:00**
Timp până la: **03/05/2026, 00:00**

Numele dispozitivului: **Primaria Sacalaz**
Locația dispozitivului: **Strada Principală 368, Săcălaz 307370, Romania**

Parametrii: **CAQI , PM₁₀ , PM_{2.5} , NO₂ , O₃ , CO , Temperature , Wind Speed , Wind Direction , SO₂ , R. Humidity , PM₁ , PM₁₀₀ , Pressure**

Primaria Sacalaz
Strada Principală 368, Săcălaz
307370, Romania



Media indicelui de calitate al aerului (ICA): **33**

Prezentare generală zilnică: Parametrii indicelui de calitate al aerului (ICA)

	CAQI AQI	PM ₁₀ μg/m ³	PM _{2.5} μg/m ³	NO ₂ μg/m ³	O ₃ μg/m ³
Average	33	21.32	6.42	22.48	78.23
Maximum	35	24.25	8.26	24.48	81.87
Date	30/04/2026	26/04/2026	02/05/2026	28/04/2026	30/04/2026
Minimum	32	19.1	4.58	20.04	76.14
Date	28/04/2026	27/04/2026	27/04/2026	27/04/2026	28/04/2026

The data shown above is based on Media zilnică .

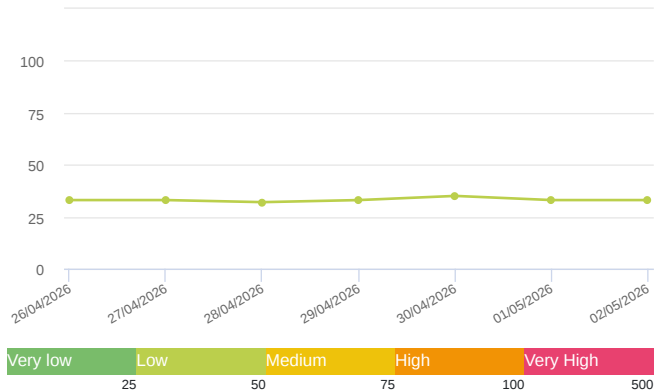
Prezentare generală zilnică: Alți parametri

	CO ppb	Temperature °C	Wind Speed m/s	Wind Direction degree	Battery %	SO ₂ ppb	R. Humidity %	PM ₁ μg/m ³	PM ₁₀₀ μg/m ³	Pressure HPa
Average	268.24	14.19	3.37	19.15	100	2.5	45.2	4.65	28.34	1011.74
Maximum	282.75	15.91	6.01	7.9	100	2.51	47.68	6.63	32.1	1016.09
Date	02/05/2026	26/04/2026	30/04/2026	30/04/2026	26/04/2026	26/04/2026	02/05/2026	02/05/2026	26/04/2026	01/05/2026
Minimum	251.18	12.01	2.48	335.18	100	2.48	39.34	2.74	25.94	1006.34
Date	26/04/2026	01/05/2026	26/04/2026	26/04/2026	26/04/2026	28/04/2026	30/04/2026	27/04/2026	01/05/2026	26/04/2026

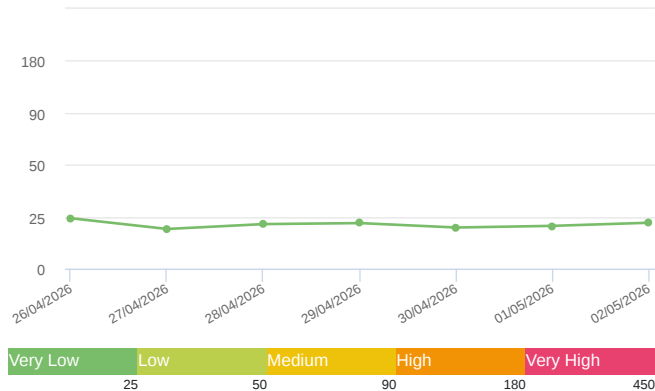
The data shown above is based on Media zilnică .

Media zilnică

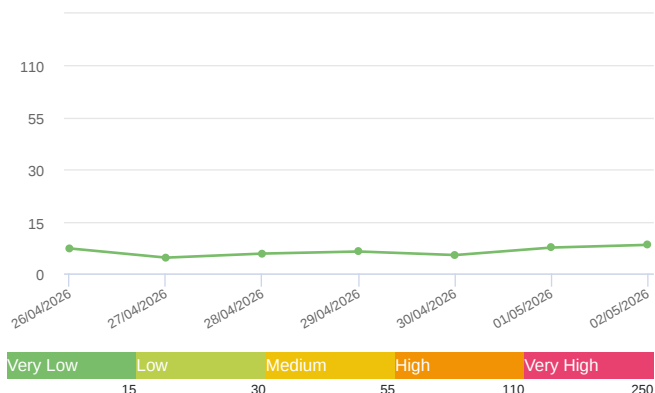
CAQI (AQI)



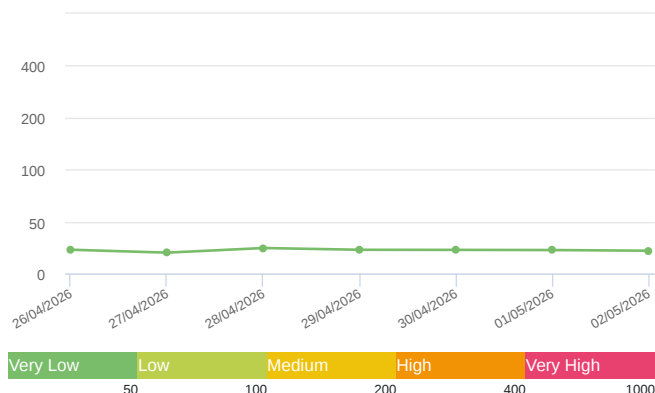
PM₁₀ (μg/m³)



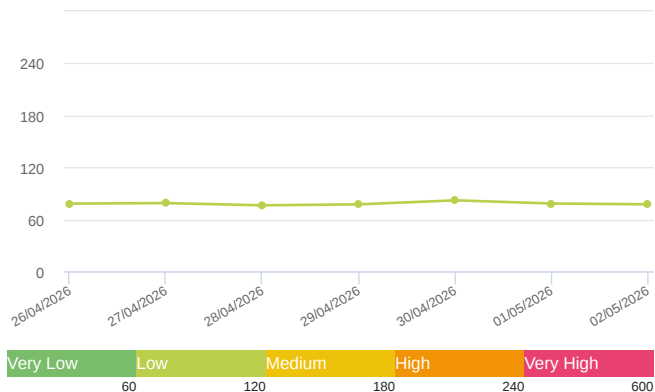
PM_{2.5} (μg/m³)



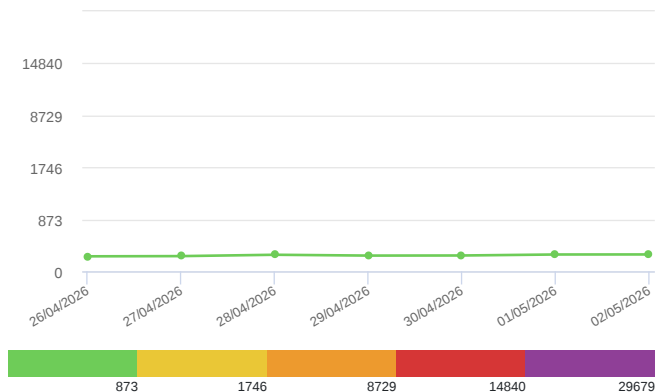
NO₂ (μg/m³)



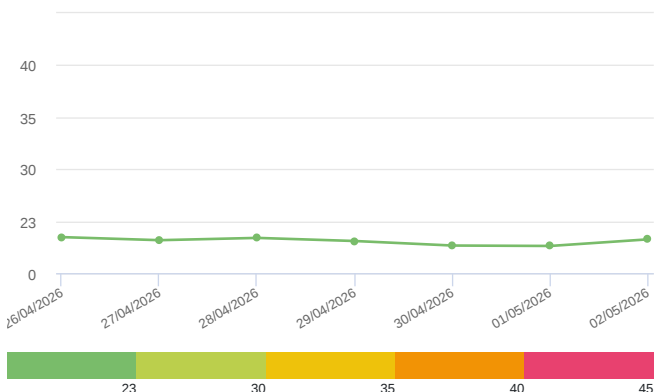
O₃ (μg/m³)



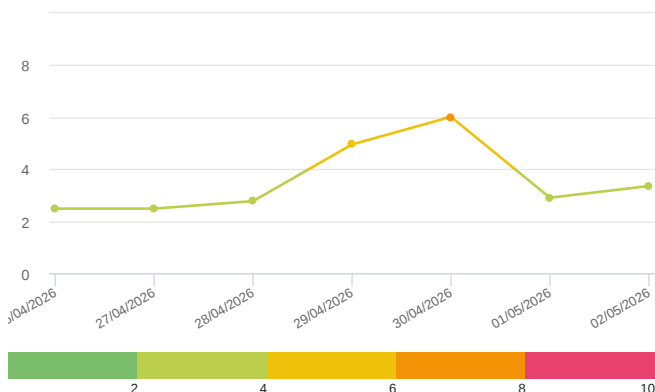
CO (ppb)



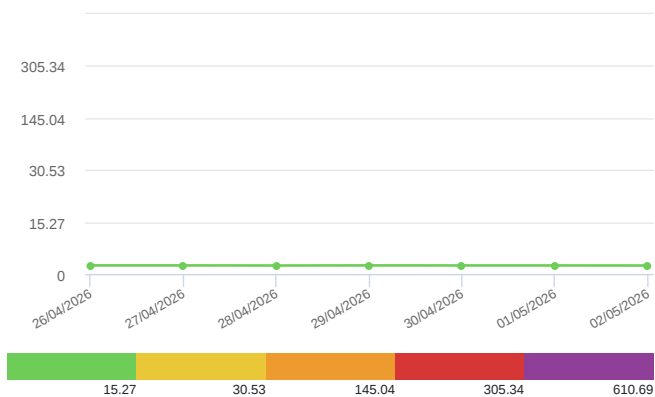
Temperature (°C)



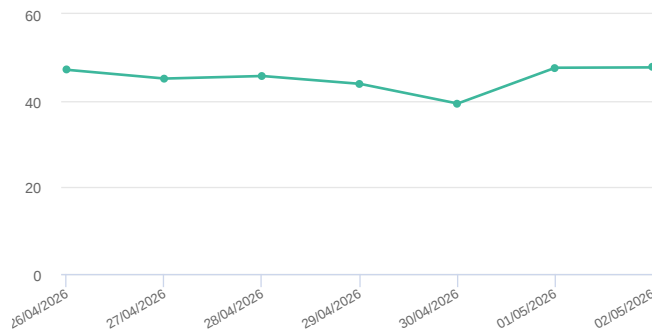
Wind Speed (m/s)



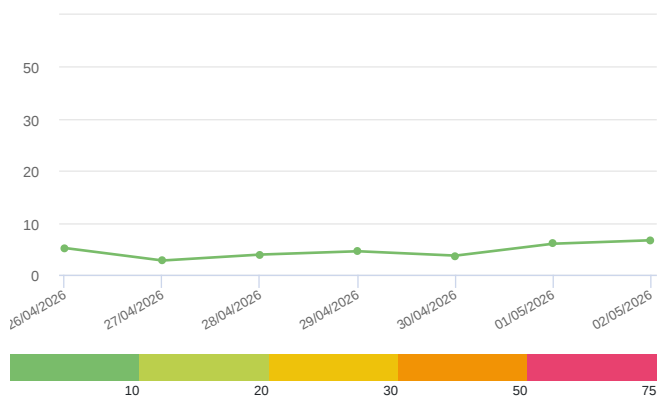
SO₂ (ppb)



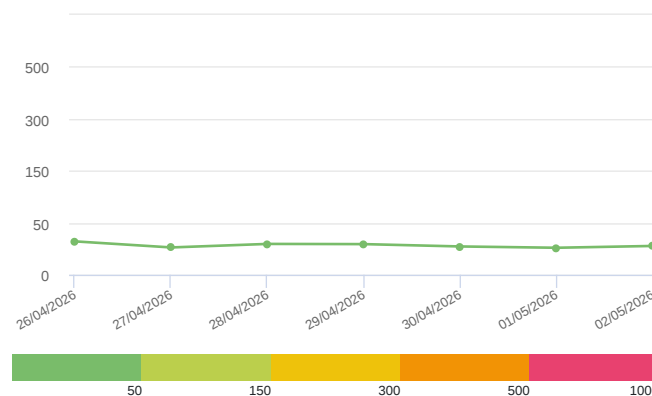
R. Humidity (%)



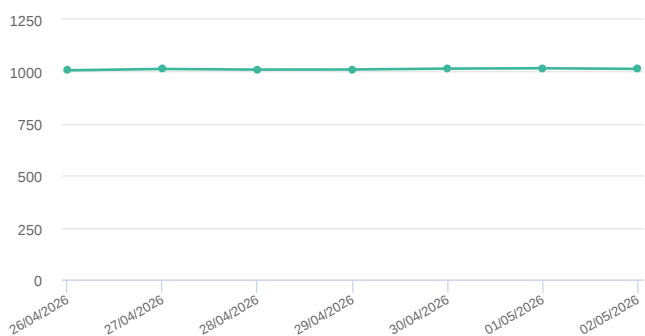
PM₁ (μg/m³)



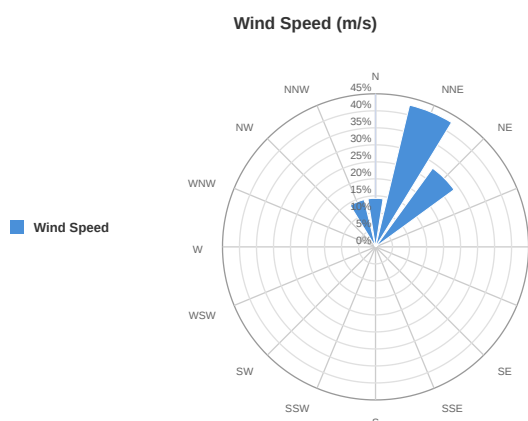
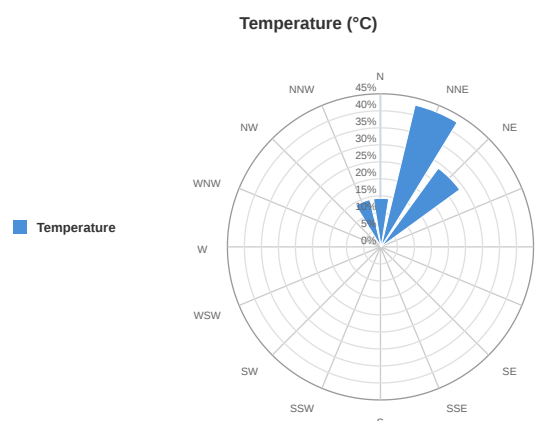
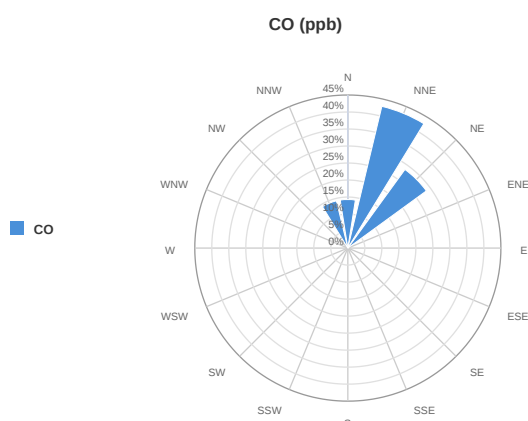
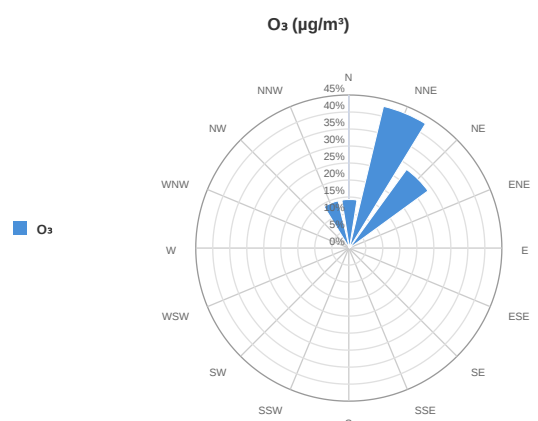
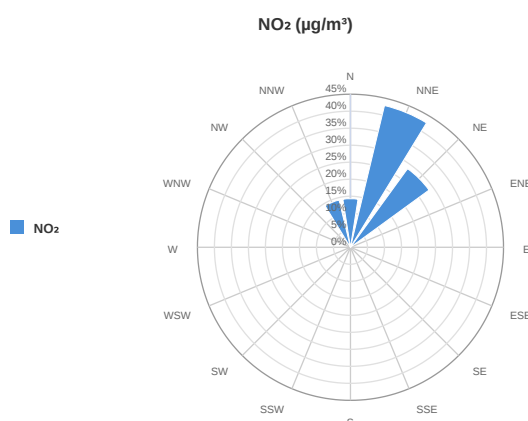
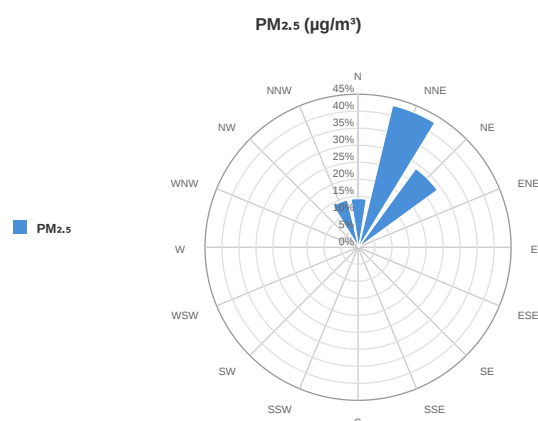
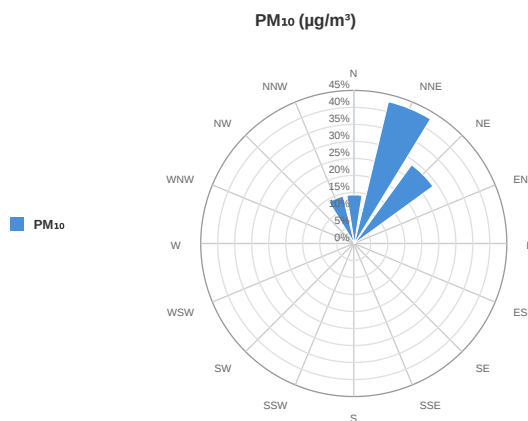
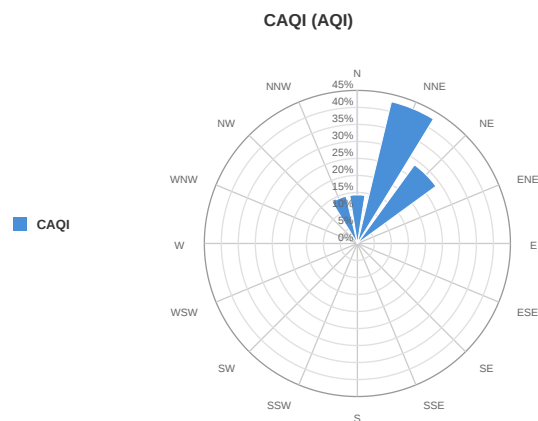
PM₁₀₀ (μg/m³)



Pressure (hPa)

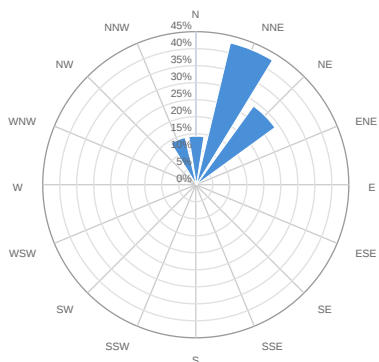


Media zilnică



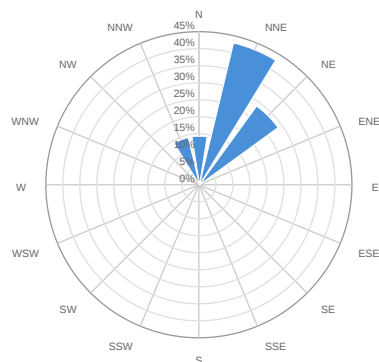
SO₂ (ppb)

■ SO₂



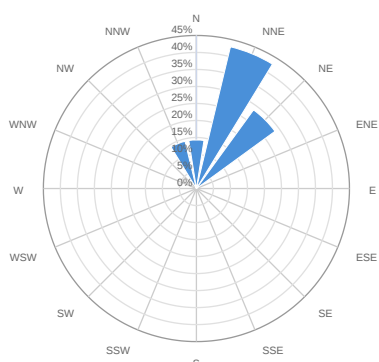
R. Humidity (%)

■ R. Humidity



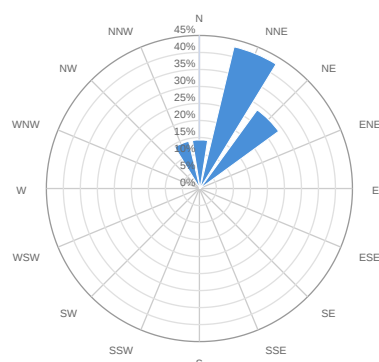
PM₁ (μg/m³)

■ PM₁



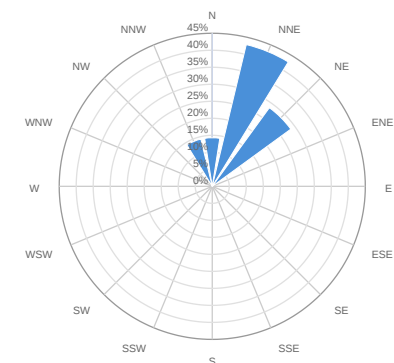
PM₁₀₀ (μg/m³)

■ PM₁₀₀



Pressure (HPa)

■ Pressure



Alerte

No alerts for the selected date and time range

Parametrii indicelui de calitate al aerului (ICA)

Media zilnică

To Date	CAQI AQI	PM ₁₀ μg/m ³	PM _{2.5} μg/m ³	NO ₂ μg/m ³	O ₃ μg/m ³
26/04/2026, 23:59	33	24.25	7.23	22.85	78.1
27/04/2026, 23:59	33	19.1	4.58	20.04	78.71
28/04/2026, 23:59	32	21.45	5.74	24.48	76.14
29/04/2026, 23:59	33	21.93	6.35	22.82	77.31
30/04/2026, 23:59	35	19.79	5.33	22.69	81.87
01/05/2026, 23:59	33	20.59	7.48	22.54	78.25
02/05/2026, 23:59	33	22.11	8.26	21.91	77.25

Alți parametri

Media zilnică

To Date	CO ppb	Temperature °C	Wind Speed m/s	Wind Direction degree	Battery %	SO ₂ ppb	R. Humidity %	PM ₁ μg/m ³	PM ₁₀₀ μg/m ³	Pressure HPa
26/04/2026, 23:59	251.18	15.91	2.48	335.18	100	2.51	47.12	5.14	32.1	1006.34
27/04/2026, 23:59	254.94	14.56	2.48	47.9	100	2.51	45.1	2.74	26.26	1012.7
28/04/2026, 23:59	277.4	15.58	2.77	40.57	100	2.48	45.69	3.88	29.65	1009.59
29/04/2026, 23:59	264.04	14.19	4.95	20.86	100	2.5	43.88	4.52	29.47	1010.19
30/04/2026, 23:59	265.4	12.2	6.01	7.9	100	2.49	39.34	3.68	27.21	1014.34
01/05/2026, 23:59	281.95	12.01	2.9	23.53	100	2.49	47.6	5.97	25.94	1016.09
02/05/2026, 23:59	282.75	14.92	3.35	24.67	100	2.48	47.68	6.63	27.7	1012.94

Oizom will not be responsible for Environmental Data accuracy once Validated