

Primaria Sacalaz

WEEKLY AIR-QUALITY REPORT

Timp de la: **19/04/2026, 00:00**
Timp până la: **26/04/2026, 00:00**

Numele dispozitivului: **Primaria Sacalaz**
Locația dispozitivului: **Strada Principală 368, Săcălăz 307370, Romania**

Parametrii: **CAQI , PM₁₀ , PM_{2.5} , NO₂ , O₃ , CO , Temperature , Wind Speed , Wind Direction , SO₂ , R. Humidity , PM₁ , PM₁₀₀ , Pressure**

Primaria Sacalaz
Strada Principală 368, Săcălăz
307370, Romania



Media indicelui de calitate al aerului (ICA): **32**

Prezentare generală zilnică: Parametrii indicelui de calitate al aerului (ICA)

	CAQI AQI	PM ₁₀ μg/m ³	PM _{2.5} μg/m ³	NO ₂ μg/m ³	O ₃ μg/m ³
Average	32	25.1	10.26	23.95	74.18
Maximum	33	32.77	14.09	28.3	77.78
Date	19/04/2026	25/04/2026	25/04/2026	20/04/2026	19/04/2026
Minimum	30	18.66	7.7	17.95	70.61
Date	20/04/2026	22/04/2026	22/04/2026	19/04/2026	20/04/2026

The data shown above is based on Media zilnică .

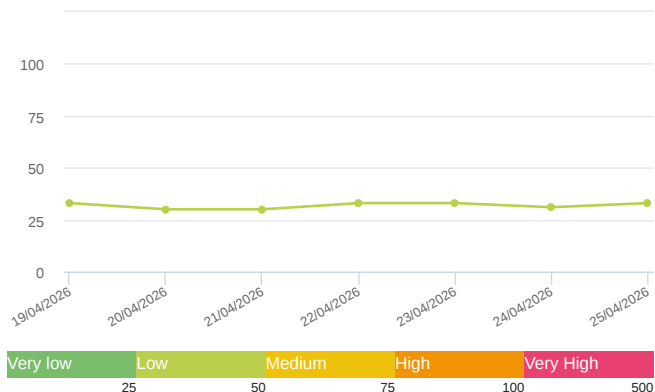
Prezentare generală zilnică: Alți parametri

	CO ppb	Temperature °C	Wind Speed m/s	Wind Direction degree	Battery %	SO ₂ ppb	R. Humidity %	PM ₁ μg/m ³	PM ₁₀₀ μg/m ³	Pressure HPa
Average	297.03	14	2.4	322.15	100	2.5	55.8	8.63	30.47	1006.08
Maximum	318.37	16.86	4.11	0.01	100	2.52	65.58	11.89	38.94	1008.68
Date	19/04/2026	25/04/2026	22/04/2026	22/04/2026	19/04/2026	22/04/2026	20/04/2026	25/04/2026	25/04/2026	22/04/2026
Minimum	262.28	11.35	0.97	335.18	100	2.48	50.14	6.49	22.84	1003.95
Date	22/04/2026	22/04/2026	19/04/2026	19/04/2026	19/04/2026	24/04/2026	23/04/2026	22/04/2026	22/04/2026	20/04/2026

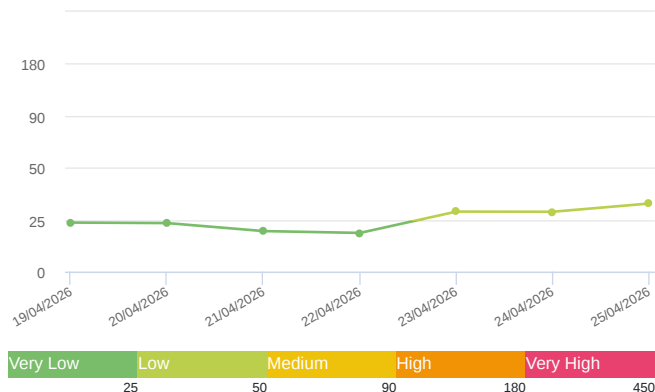
The data shown above is based on Media zilnică .

Media zilnică

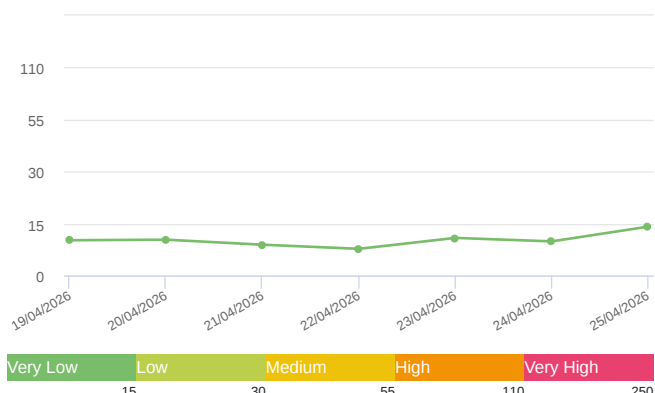
CAQI (AQI)



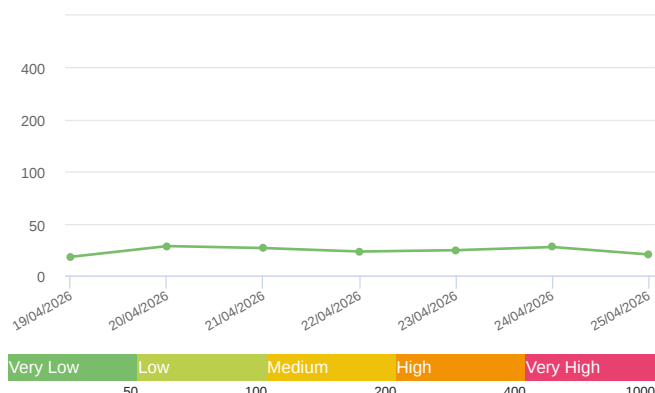
PM₁₀ (μg/m³)



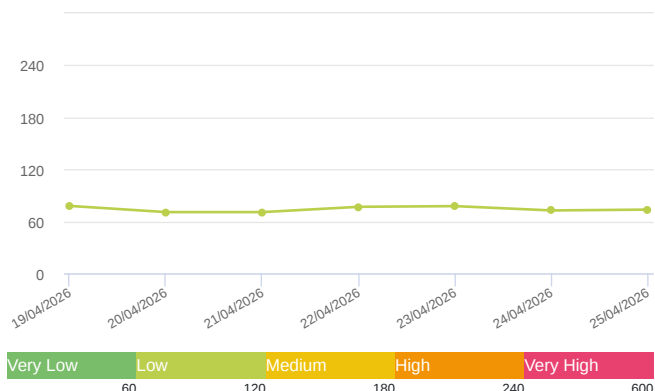
PM_{2.5} (μg/m³)



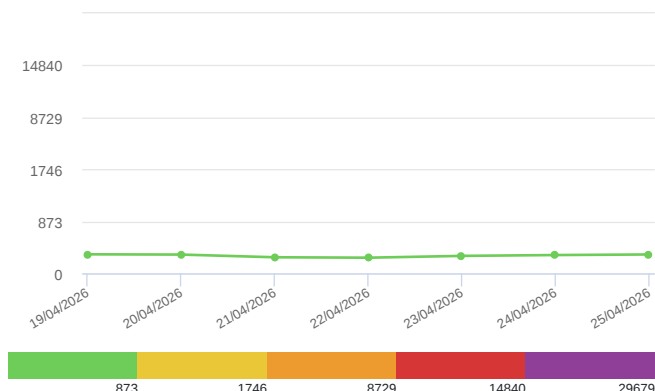
NO₂ (μg/m³)



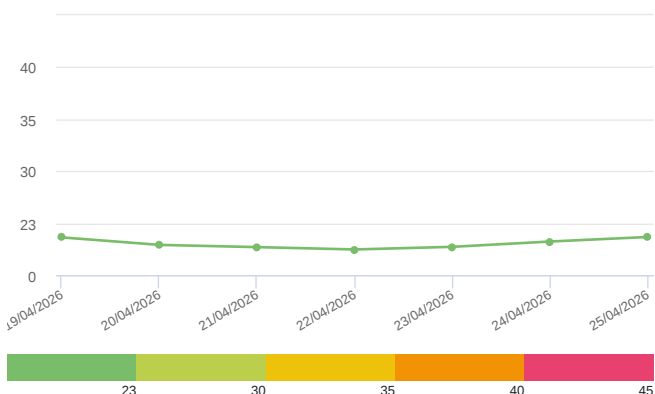
O₃ (μg/m³)



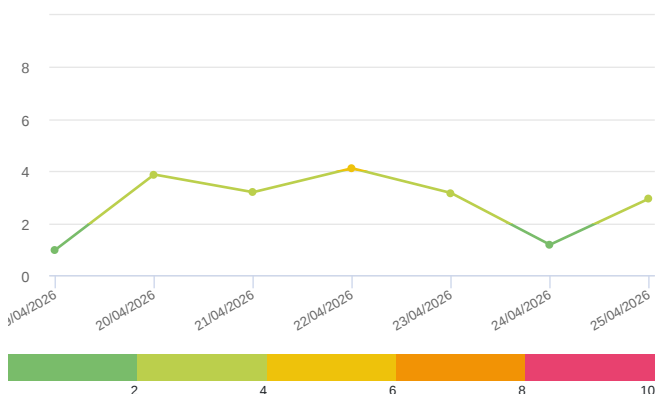
CO (ppb)



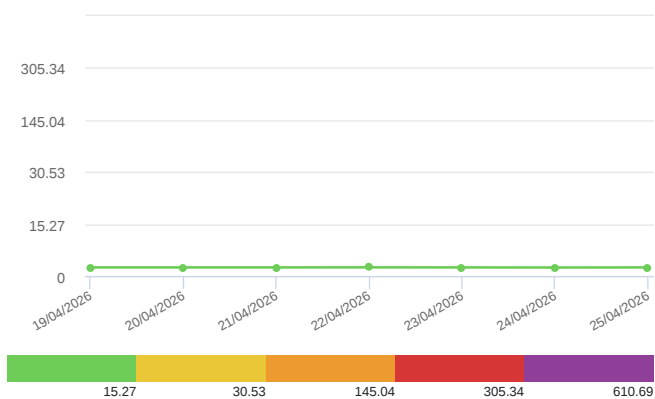
Temperature (°C)



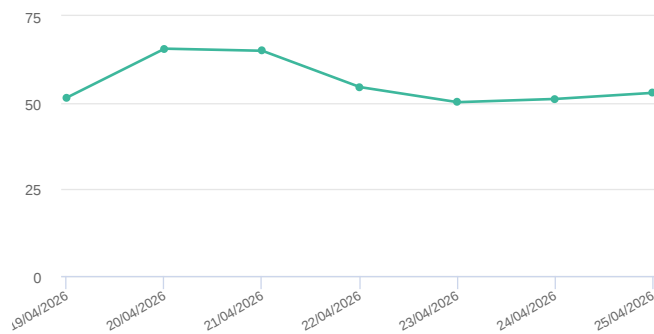
Wind Speed (m/s)



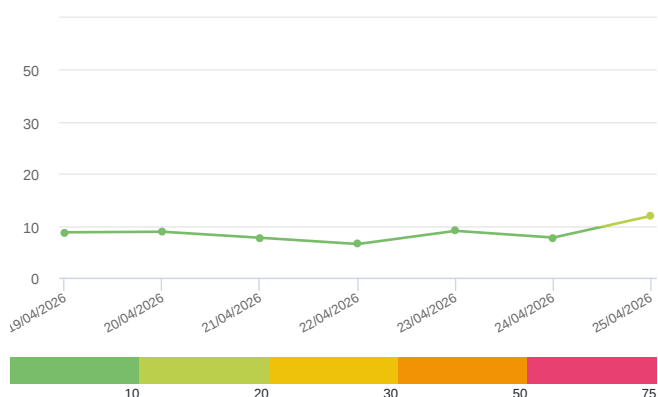
SO₂ (ppb)



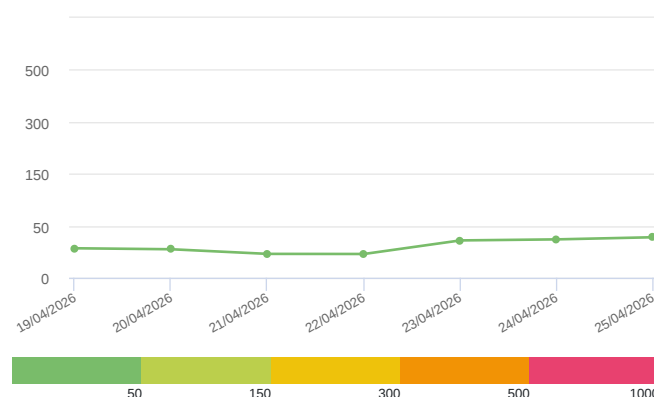
R. Humidity (%)



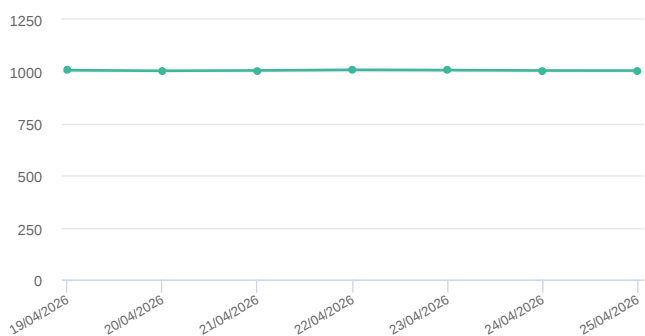
PM₁ (μg/m³)



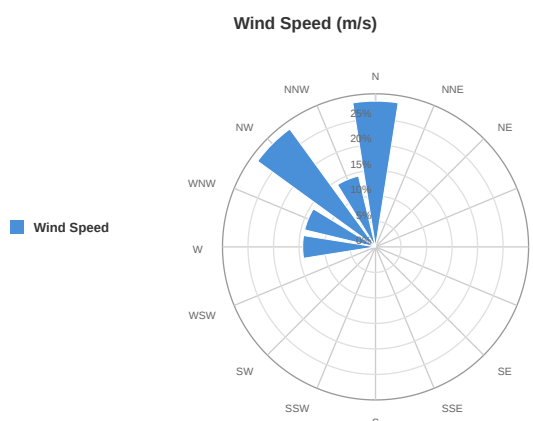
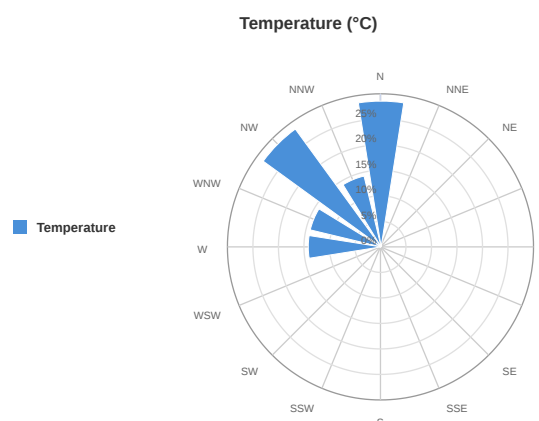
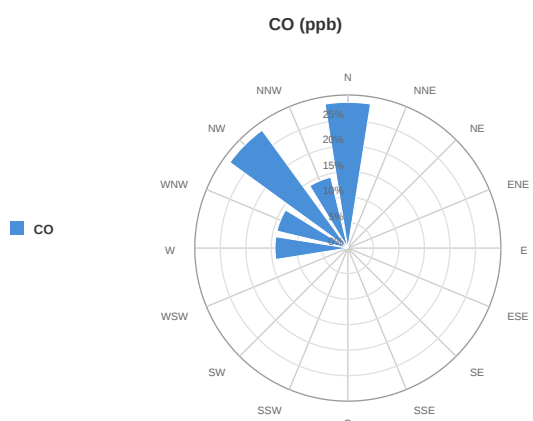
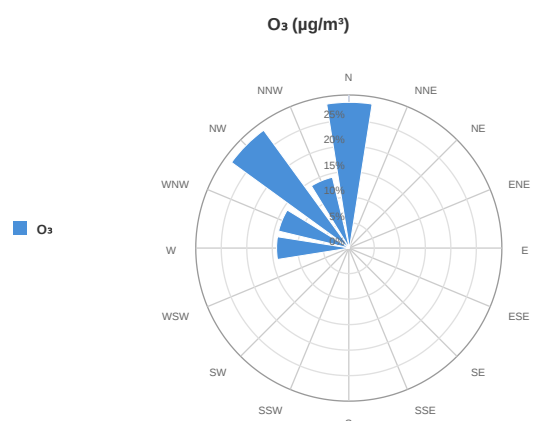
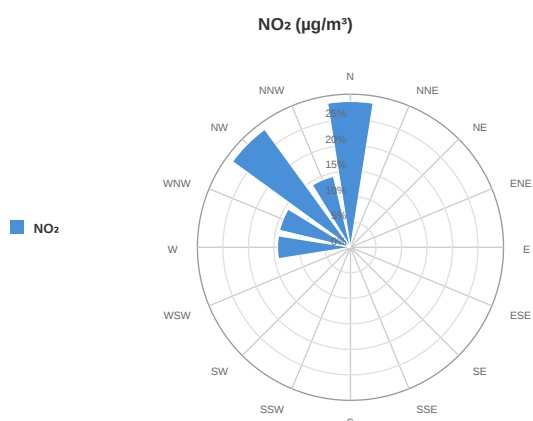
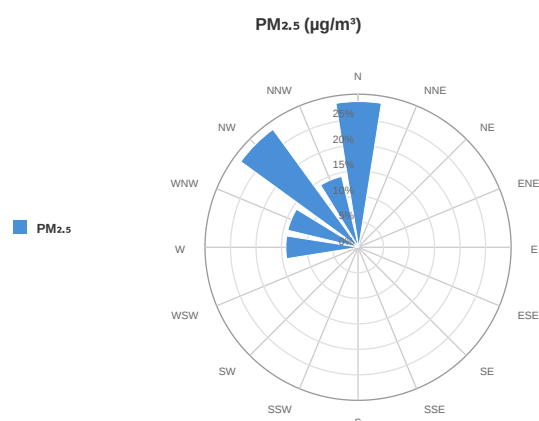
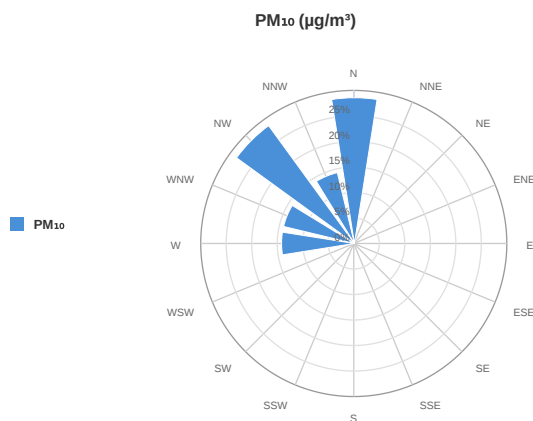
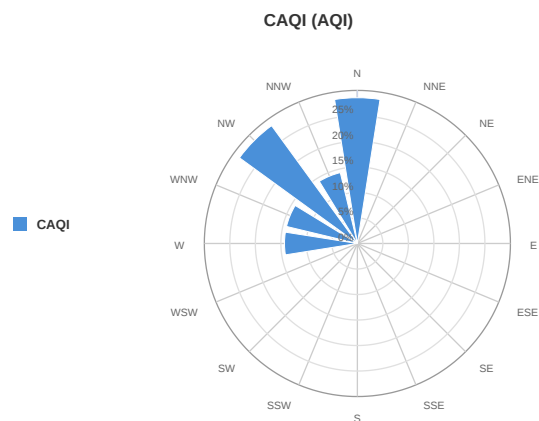
PM₁₀₀ (μg/m³)



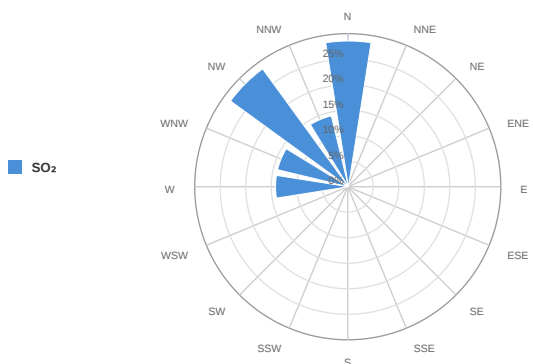
Pressure (hPa)



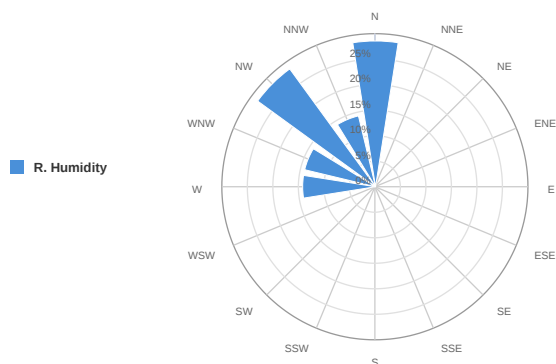
Media zilnică



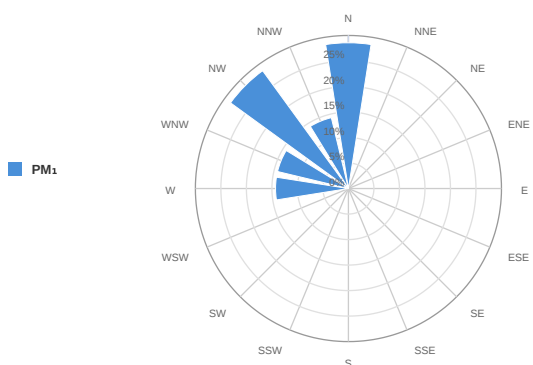
SO₂ (ppb)



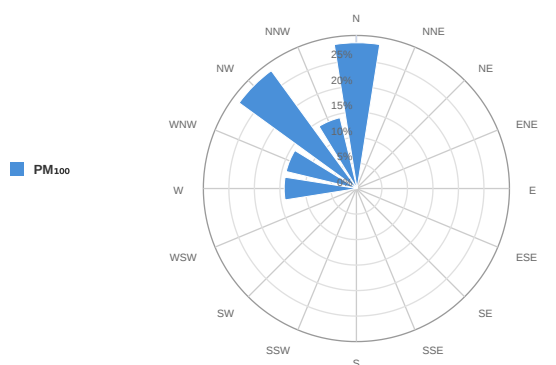
R. Humidity (%)



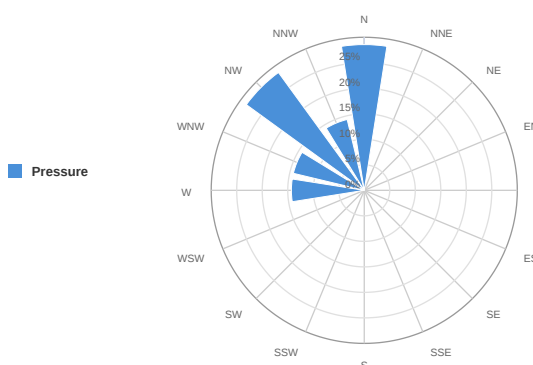
PM₁ (μg/m³)



PM₁₀₀ (μg/m³)



Pressure (HPa)



Alerte

No alerts for the selected date and time range

Parametrii indicelui de calitate al aerului (ICA)

Media zilnică

To Date	CAQI AQI	PM ₁₀ μg/m ³	PM _{2.5} μg/m ³	NO ₂ μg/m ³	O ₃ μg/m ³
19/04/2026, 23:59	33	23.63	10.17	17.95	77.78
20/04/2026, 23:59	30	23.38	10.33	28.3	70.61
21/04/2026, 23:59	30	19.53	8.88	26.42	70.63
22/04/2026, 23:59	33	18.66	7.7	23.05	76.75
23/04/2026, 23:59	33	28.91	10.85	24.35	77.51
24/04/2026, 23:59	31	28.83	9.84	27.41	72.52
25/04/2026, 23:59	33	32.77	14.09	20.18	73.48

Alți parametri

Media zilnică

To Date	CO ppb	Temperature °C	Wind Speed m/s	Wind Direction degree	Battery %	SO ₂ ppb	R. Humidity %	PM ₁ μg/m ³	PM ₁₀₀ μg/m ³	Pressure HPa
19/04/2026, 23:59	318.37	16.68	0.97	335.18	100	2.5	51.49	8.74	28.37	1006.8
20/04/2026, 23:59	314.45	13.36	3.87	297.13	100	2.5	65.58	8.85	27.38	1003.95
21/04/2026, 23:59	269.16	12.38	3.19	354.41	100	2.5	64.97	7.69	22.95	1005.55
22/04/2026, 23:59	262.28	11.35	4.11	0.01	100	2.52	54.49	6.49	22.84	1008.68
23/04/2026, 23:59	292.68	12.51	3.16	311.28	100	2.51	50.14	9.02	35.91	1007.35
24/04/2026, 23:59	306.07	14.85	1.17	310.38	100	2.48	51.07	7.73	36.9	1005.24
25/04/2026, 23:59	316.22	16.86	2.94	280.08	100	2.5	52.83	11.89	38.94	1004.99

Oizom will not be responsible for Environmental Data accuracy once Validated