

Primaria Sacalaz

WEEKLY AIR-QUALITY REPORT

Timp de la: **05/04/2026, 00:00**
Timp până la: **12/04/2026, 00:00**

Numele dispozitivului: **Primaria Sacalaz**
Locația dispozitivului: **Strada Principală 368, Săcălaz 307370, Romania**

Parametrii: **NO₂ , O₃ , PM_{2.5} , PM₁₀ , Wind Speed , Wind Direction , CO , SO₂ , R. Humidity , PM₁ , PM₁₀₀ , Pressure , Temperature**

Primaria Sacalaz
Strada Principală 368, Săcălaz
307370, Romania



Media indicelui de calitate al aerului (ICA): **32**

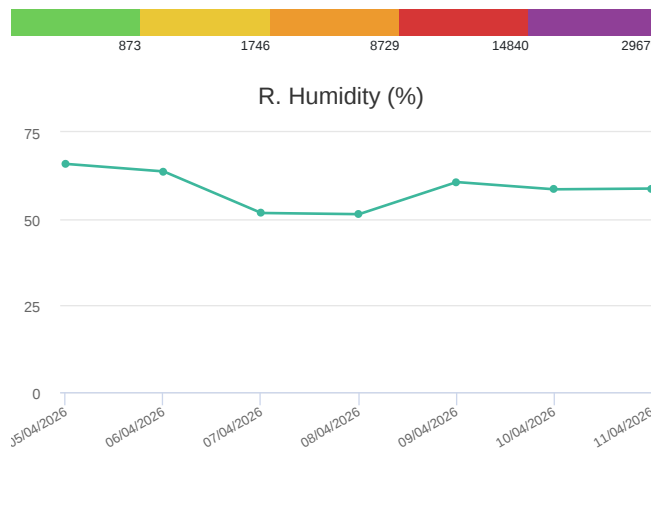
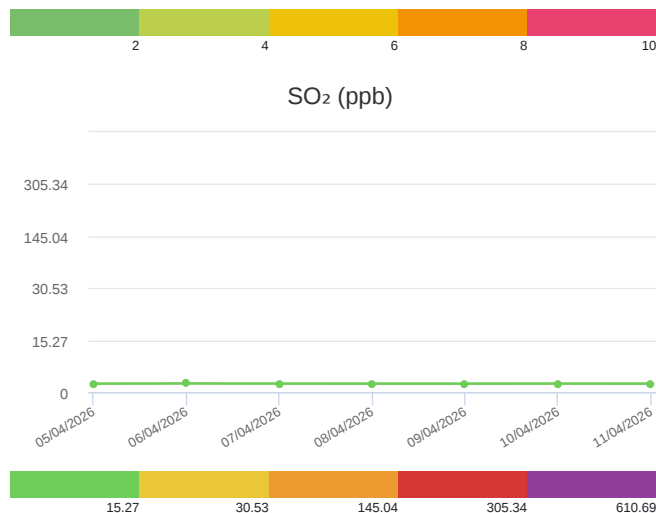
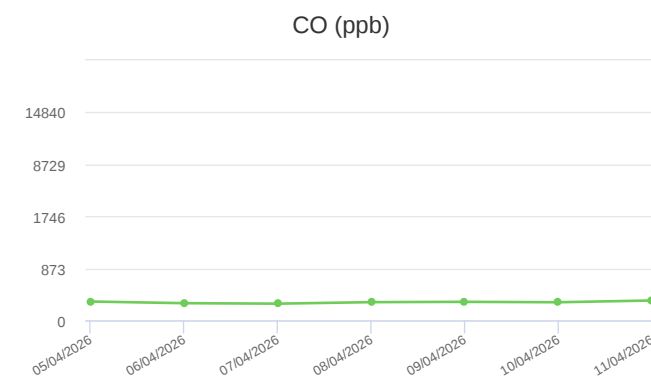
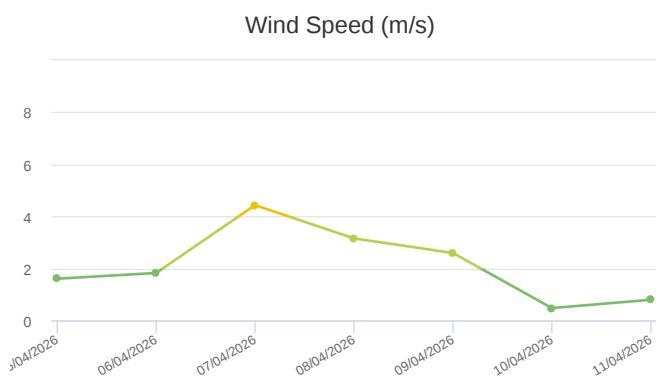
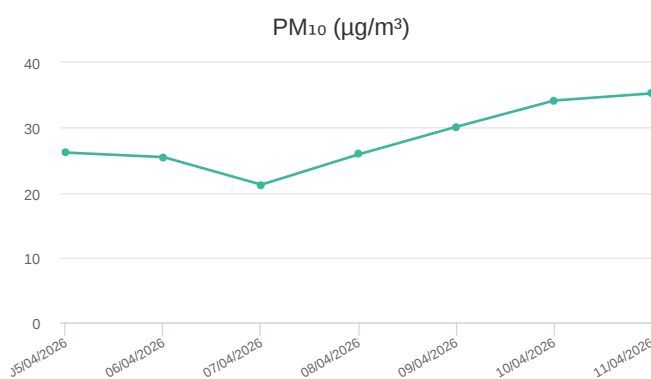
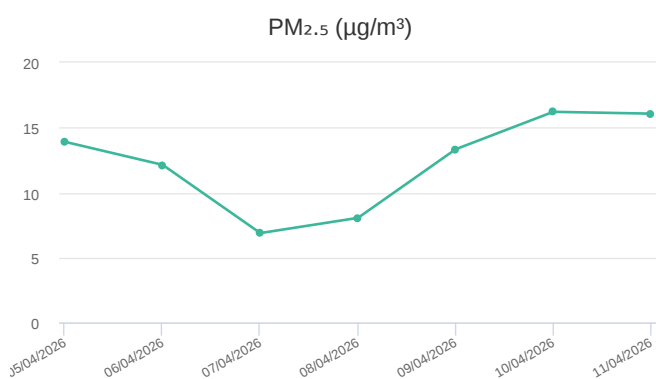
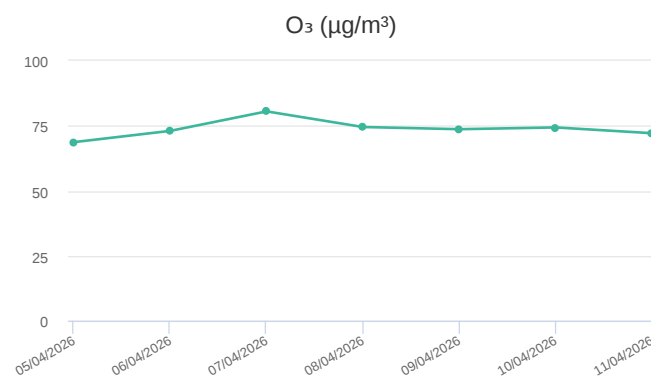
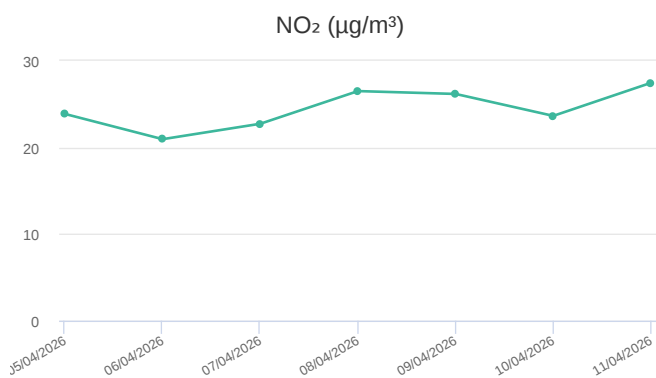
Prezentare generală zilnică: Parametrii indicelui de calitate al aerului (ICA)

	NO ₂ μg/m ³	O ₃ μg/m ³	PM _{2.5} μg/m ³	PM ₁₀ μg/m ³
Average	24.47	73.84	12.37	28.32
Maximum	27.45	80.52	16.21	35.26
Date	11/04/2026	07/04/2026	10/04/2026	11/04/2026
Minimum	20.95	68.69	6.88	21.21
Date	06/04/2026	05/04/2026	07/04/2026	07/04/2026

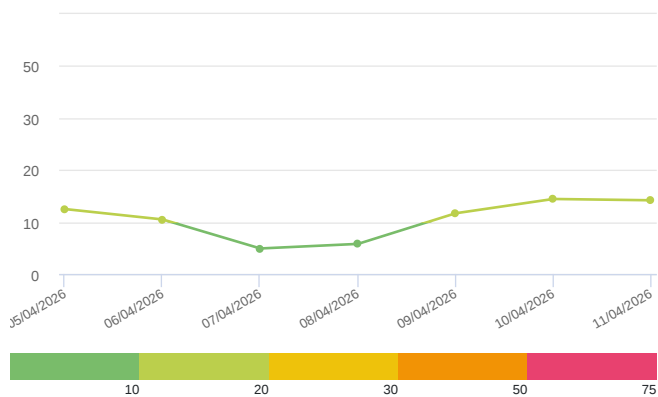
Prezentare generală zilnică: Alți parametri

	Wind Speed m/s	Wind Direction degree	Battery %	CO ppb	SO ₂ ppb	R. Humidity %	PM ₁ μg/m ³	PM ₁₀₀ μg/m ³	Pressure hPa	Temperature °C
Average	1.75	326.4	100	304.55	2.5	58.62	10.56	33.29	1011.28	11.47
Maximum	4.43	311.85	100	332.76	2.54	65.84	14.42	40.63	1013.77	15.83
Date	07/04/2026	07/04/2026	05/04/2026	11/04/2026	06/04/2026	05/04/2026	10/04/2026	11/04/2026	05/04/2026	06/04/2026
Minimum	0.47	68.25	100	279.34	2.49	51.34	4.9	27.3	1008.65	7.93
Date	10/04/2026	10/04/2026	05/04/2026	07/04/2026	05/04/2026	08/04/2026	07/04/2026	07/04/2026	10/04/2026	09/04/2026

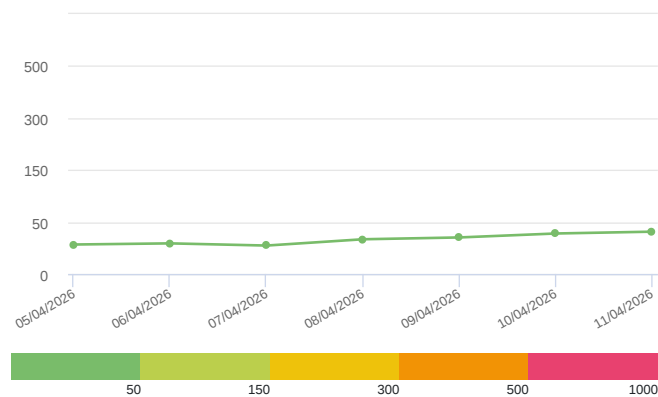
Media zilnică



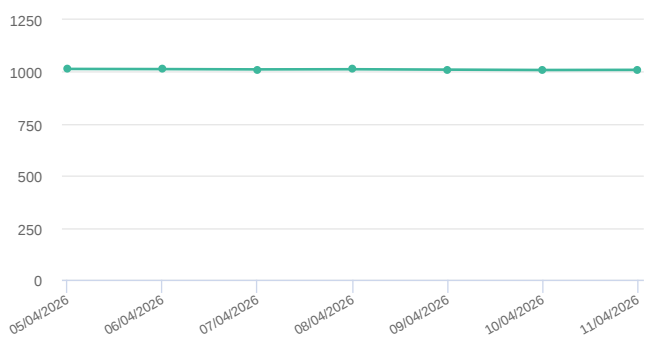
PM₁ (μg/m³)



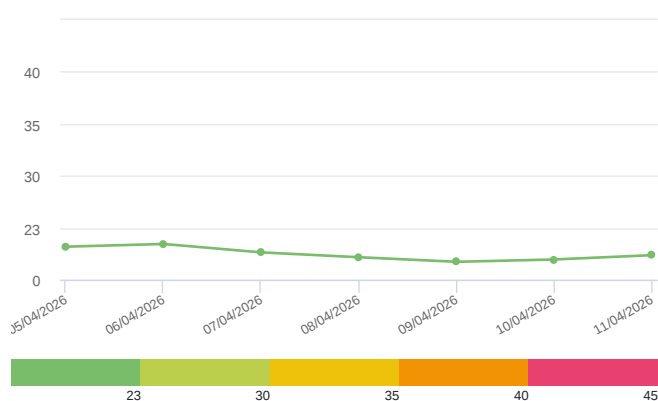
PM₁₀₀ (μg/m³)



Pressure (hPa)

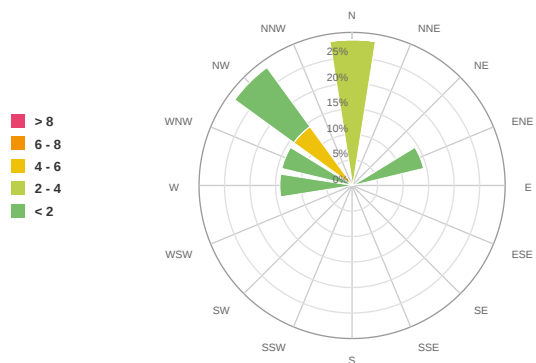


Temperature (°C)

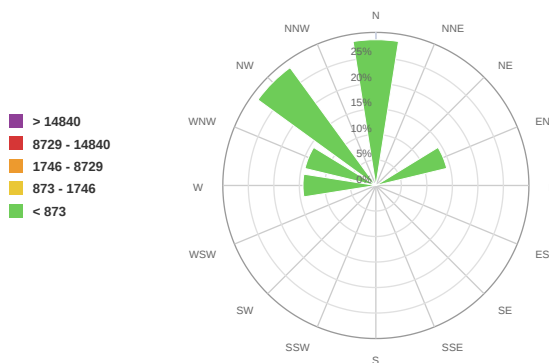


Media zilnică

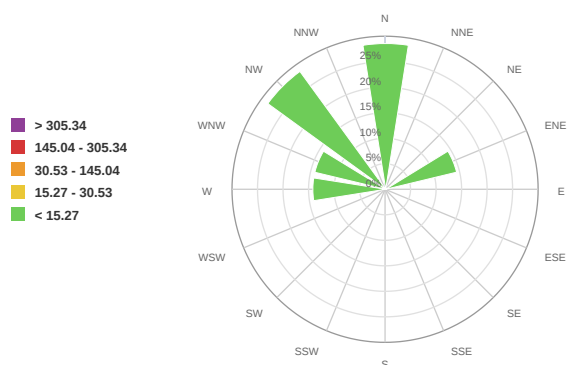
Wind Speed (m/s)



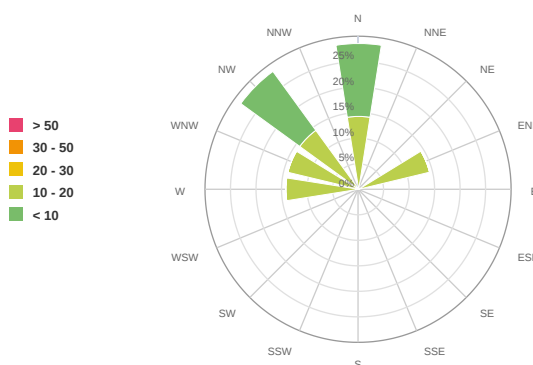
CO (ppb)



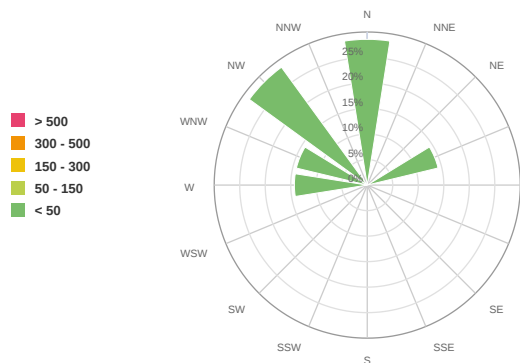
SO₂ (ppb)



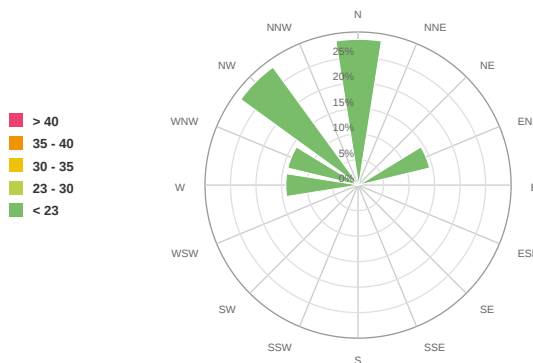
PM₁ (μg/m³)



PM₁₀₀ (μg/m³)



Temperature (°C)



Alerte

No alerts for the selected date and time range

Parametrii indicelui de calitate al aerului (ICA)

Media zilnică

To Date	NO ₂ μg/m ³	O ₃ μg/m ³	PM _{2.5} μg/m ³	PM ₁₀ μg/m ³
05/04/2026, 23:59	23.86	68.69	13.9	26.15
06/04/2026, 23:59	20.95	73.03	12.13	25.45
07/04/2026, 23:59	22.73	80.52	6.88	21.21
08/04/2026, 23:59	26.5	74.51	8.05	25.89
09/04/2026, 23:59	26.17	73.67	13.33	30.13
10/04/2026, 23:59	23.64	74.35	16.21	34.16
11/04/2026, 23:59	27.45	72.13	16.07	35.26

Alți parametri

Media zilnică

To Date	Wind Speed m/s	Wind Direction degree	Battery %	CO ppb	SO ₂ ppb	R. Humidity %	PM ₁ μg/m ³	PM ₁₀₀ μg/m ³	Pressure HPa	Temperature °C
05/04/2026, 23:59	1.6	265.74	100	314.94	2.49	65.84	12.48	28.31	1013.77	14.62
06/04/2026, 23:59	1.82	310.26	100	287.6	2.54	63.67	10.48	29.41	1012.93	15.83
07/04/2026, 23:59	4.43	311.85	100	279.34	2.51	51.68	4.9	27.3	1011.6	12.1
08/04/2026, 23:59	3.15	352.77	100	304.66	2.49	51.34	5.78	33.37	1012.26	9.95
09/04/2026, 23:59	2.59	4.43	100	309.93	2.49	60.6	11.67	35.09	1010.42	7.93
10/04/2026, 23:59	0.47	68.25	100	302.6	2.51	58.51	14.42	38.92	1008.65	8.97
11/04/2026, 23:59	0.79	292.74	100	332.76	2.49	58.73	14.17	40.63	1009.34	10.89

Oizom will not be responsible for Environmental Data accuracy once Validated