

Primaria Sacalaz

WEEKLY AIR-QUALITY REPORT

Timp de la: **29/03/2026, 00:00**
Timp până la: **05/04/2026, 00:00**

Numele dispozitivului: **Primaria Sacalaz**
Locația dispozitivului: **Strada Principală 368, Săcălaz 307370, Romania**

Parametrii: **NO₂ , O₃ , PM_{2.5} , PM₁₀ , Wind Speed , Wind Direction , CO , SO₂ , R. Humidity , PM₁ , PM₁₀₀ , Pressure , Temperature**

Primaria Sacalaz
Strada Principală 368, Săcălaz
307370, Romania



Media indicelui de calitate al aerului (ICA): **34**

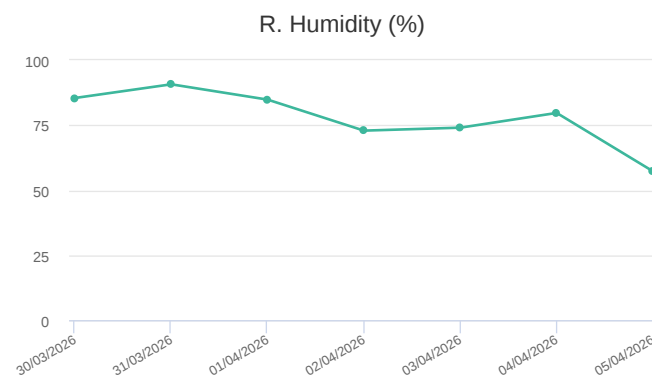
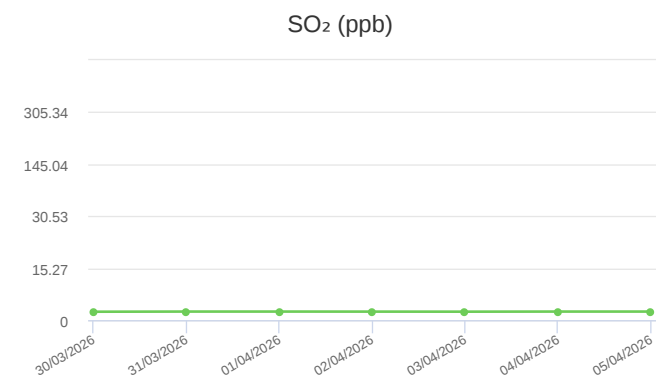
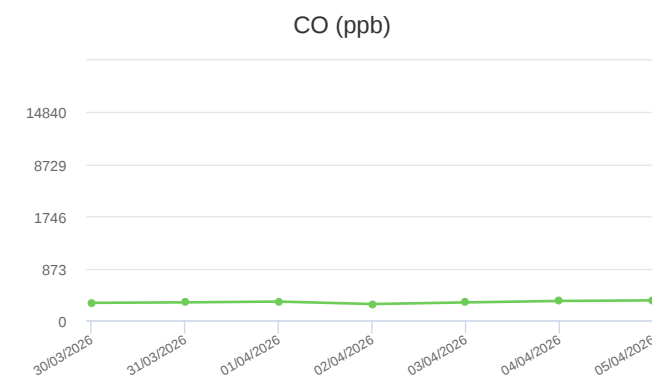
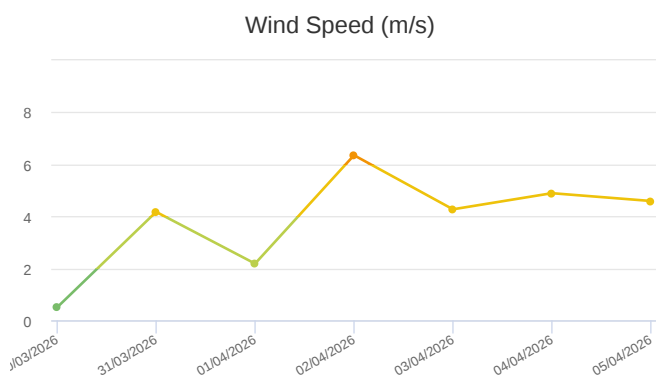
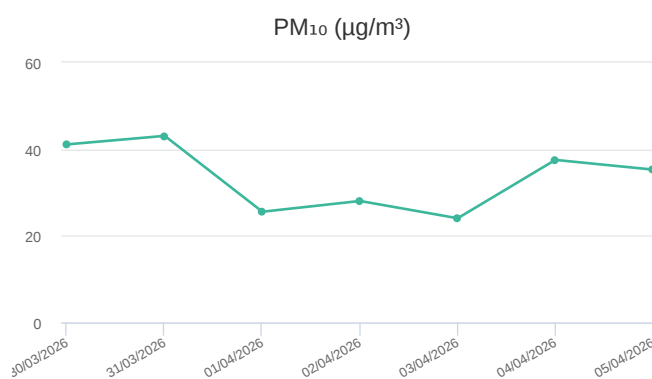
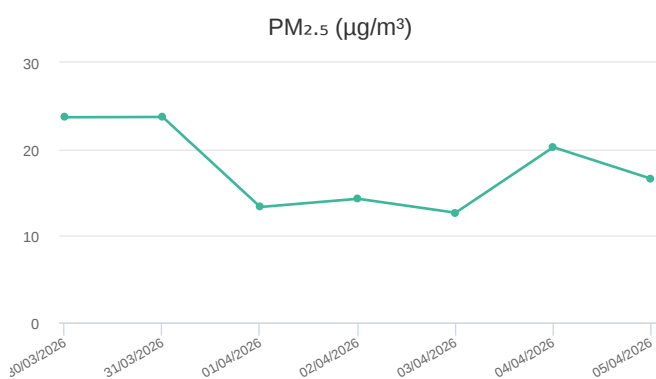
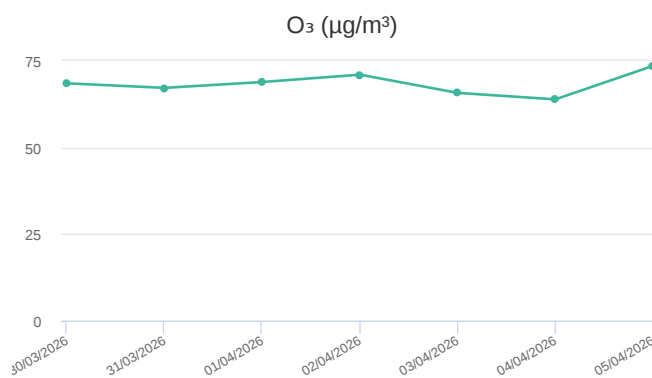
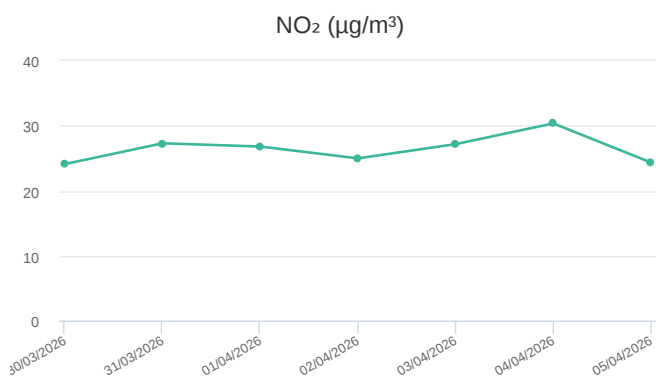
Prezentare generală zilnică: Parametrii indicelui de calitate al aerului (ICA)

	NO ₂ μg/m ³	O ₃ μg/m ³	PM _{2.5} μg/m ³	PM ₁₀ μg/m ³
Average	26.44	68.38	17.79	33.52
Maximum	30.36	73.52	23.72	43.08
Date	04/04/2026	05/04/2026	31/03/2026	31/03/2026
Minimum	24.11	63.87	12.67	24.06
Date	30/03/2026	04/04/2026	03/04/2026	03/04/2026

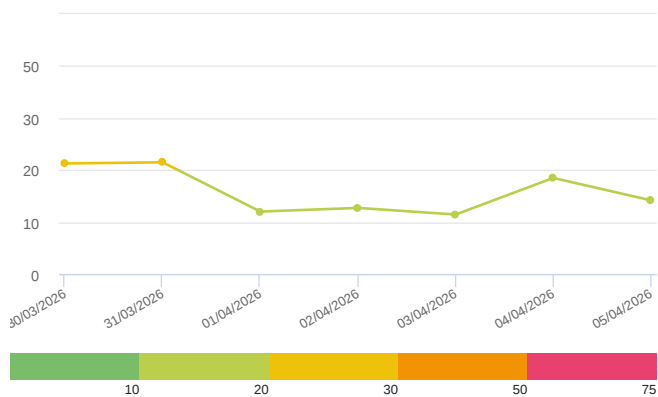
Prezentare generală zilnică: Alți parametri

	Wind Speed m/s	Wind Direction degree	Battery %	CO ppb	SO ₂ ppb	R. Humidity %	PM ₁ μg/m ³	PM ₁₀₀ μg/m ³	Pressure hPa	Temperature °C
Average	3.3	357.15	100	305.97	2.49	77.83	15.93	36.14	1002.57	10.5
Maximum	6.35	23.43	100	334.78	2.51	90.71	21.48	44.85	1008.9	13.74
Date	02/04/2026	02/04/2026	30/03/2026	05/04/2026	31/03/2026	31/03/2026	31/03/2026	31/03/2026	05/04/2026	05/04/2026
Minimum	0.5	260.28	100	273.15	2.46	57.23	11.43	26.67	996.09	7.18
Date	30/03/2026	30/03/2026	30/03/2026	02/04/2026	30/03/2026	05/04/2026	03/04/2026	03/04/2026	03/04/2026	01/04/2026

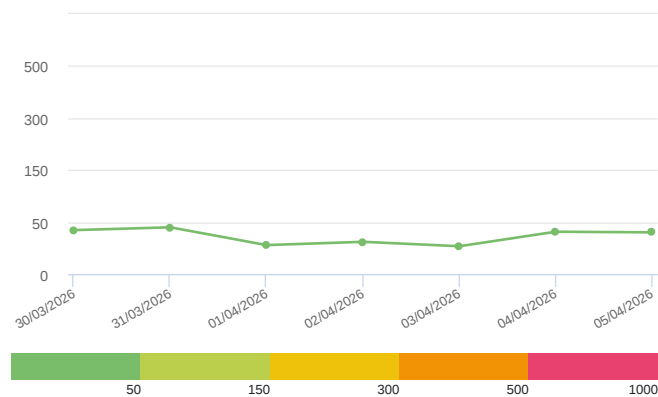
Media zilnică



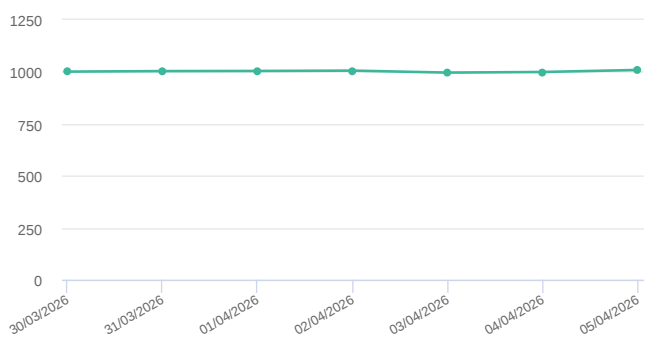
PM₁ (μg/m³)



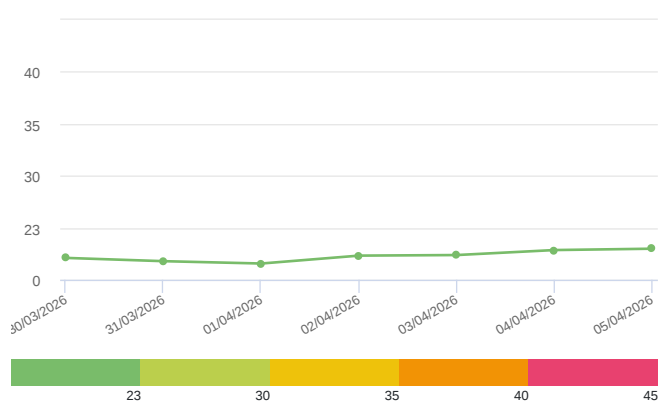
PM₁₀₀ (μg/m³)



Pressure (hPa)

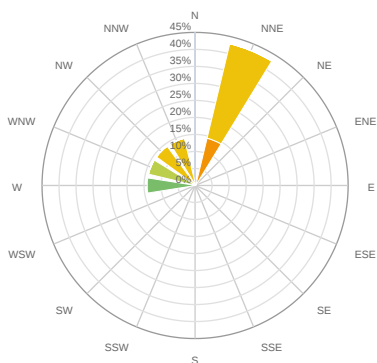


Temperature (°C)

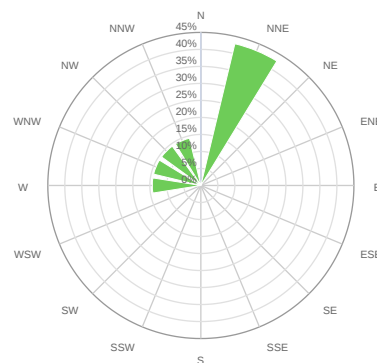
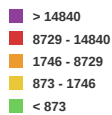


Media zilnică

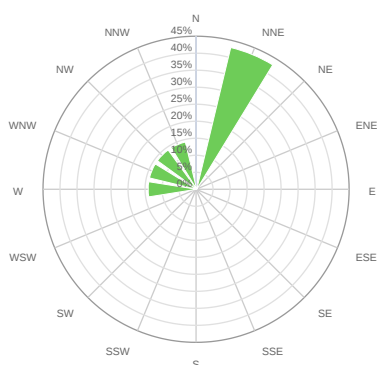
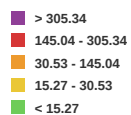
Wind Speed (m/s)



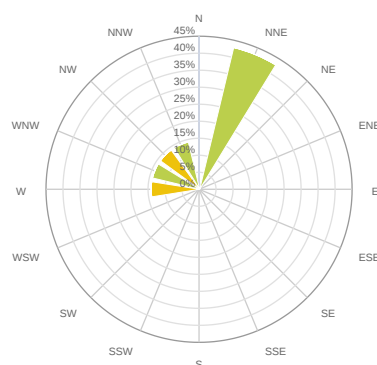

CO (ppb)



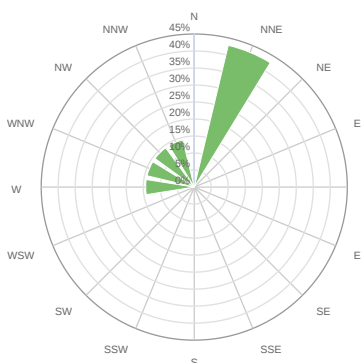
SO₂ (ppb)



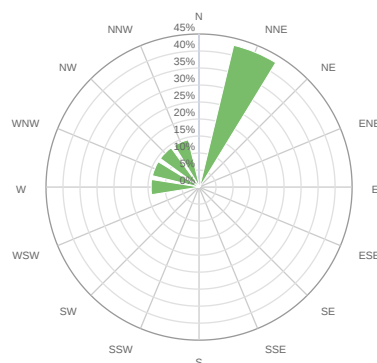

PM₁ (μg/m³)



PM₁₀₀ (μg/m³)



Temperature (°C)



Alerte

No alerts for the selected date and time range

Parametrii indicelui de calitate al aerului (ICA)

Media zilnică

To Date	NO ₂ μg/m ³	O ₃ μg/m ³	PM _{2.5} μg/m ³	PM ₁₀ μg/m ³
30/03/2026, 00:59	24.11	68.48	23.69	41.11
31/03/2026, 00:59	27.3	67.18	23.72	43.08
01/04/2026, 00:59	26.8	68.87	13.33	25.57
02/04/2026, 00:59	24.98	70.99	14.28	28.05
03/04/2026, 00:59	27.17	65.73	12.67	24.06
04/04/2026, 00:59	30.36	63.87	20.23	37.53
05/04/2026, 00:59	24.35	73.52	16.6	35.29

Alți parametri

Media zilnică

To Date	Wind Speed m/s	Wind Direction degree	Battery %	CO ppb	SO ₂ ppb	R. Humidity %	PM ₁ μg/m ³	PM ₁₀₀ μg/m ³	Pressure HPa	Temperature °C
30/03/2026, 00:59	0.5	260.28	100	293.34	2.46	85.44	21.25	42.15	1000.89	9.65
31/03/2026, 00:59	4.17	321.72	100	301.41	2.51	90.71	21.48	44.85	1003.31	8.22
01/04/2026, 00:59	2.18	300.75	100	314.7	2.51	84.82	12	27.77	1004.02	7.18
02/04/2026, 00:59	6.35	23.43	100	273.15	2.49	72.89	12.7	30.92	1005.65	10.67
03/04/2026, 00:59	4.27	24.07	100	300	2.48	74.03	11.43	26.67	996.09	10.92
04/04/2026, 00:59	4.89	13.96	100	324.42	2.5	79.7	18.47	40.59	999.16	13.13
05/04/2026, 00:59	4.59	338.93	100	334.78	2.5	57.23	14.16	40	1008.9	13.74

Oizom will not be responsible for Environmental Data accuracy once Validated