

Primaria Recas

WEEKLY AIR-QUALITY REPORT

Timp de la: **22/02/2026, 00:00**
Timp până la: **01/03/2026, 00:00**

Numele dispozitivului: **Primaria Recas**
Locația dispozitivului: **Calea Timișoarei 134 - 135, Recaș 307340, Romania**

Parametrii: **CAQI , NO₂ , O₃ , PM_{2.5} , PM₁₀ , Wind Speed , Wind Direction , CO , SO₂ , R. Humidity , PM₁ , PM₁₀₀ , Pressure , Temperature**

Primaria Recas
Calea Timișoarei 134 - 135, Recaș
307340, Romania



Media indicelui de calitate al aerului (ICA): **57**

Prezentare generală zilnică: Parametrii indicelui de calitate al aerului (ICA)

	CAQI AQI	NO ₂ μg/m ³	O ₃ μg/m ³	PM _{2.5} μg/m ³	PM ₁₀ μg/m ³
Average	57	21.41	13.46	23.27	60.25
Maximum	80	29.2	19.92	43.38	103.75
Date	22/02/2026	27/02/2026	26/02/2026	22/02/2026	22/02/2026
Minimum	41	15.1	7.2	13.23	40.77
Date	24/02/2026	26/02/2026	23/02/2026	26/02/2026	24/02/2026

Prezentare generală zilnică: Alți parametri

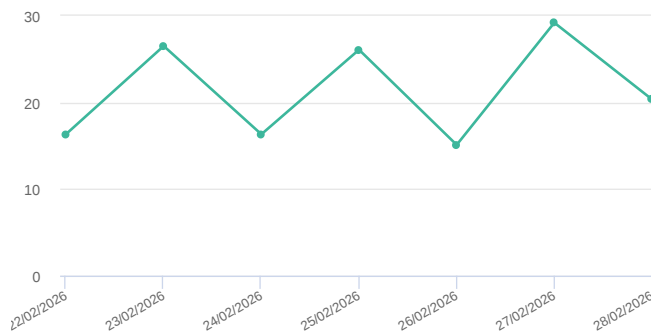
	Wind Speed m/s	Wind Direction degree	Battery %	CO ppb	SO ₂ ppb	R. Humidity %	PM ₁ μg/m ³	PM ₁₀₀ μg/m ³	Pressure hPa	Temperature °C
Average	0.3	210.07	100	451.61	0	73.45	20.67	85.85	1012.25	7.15
Maximum	2.98	199.07	100	545.59	0	83.05	37.37	134.52	1017.24	8.61
Date	23/02/2026	23/02/2026	22/02/2026	25/02/2026	22/02/2026	24/02/2026	22/02/2026	22/02/2026	26/02/2026	24/02/2026
Minimum	1.47	111.28	100	386.57	0	63.11	11.71	60.98	1004.29	5.83
Date	27/02/2026	27/02/2026	22/02/2026	24/02/2026	22/02/2026	28/02/2026	26/02/2026	24/02/2026	24/02/2026	22/02/2026

Media zilnică

CAQI (AQI)



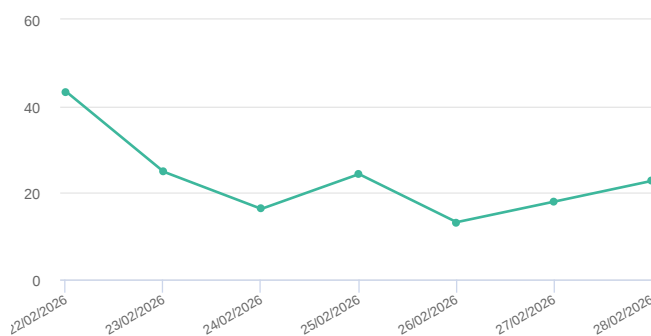
NO₂ (μg/m³)



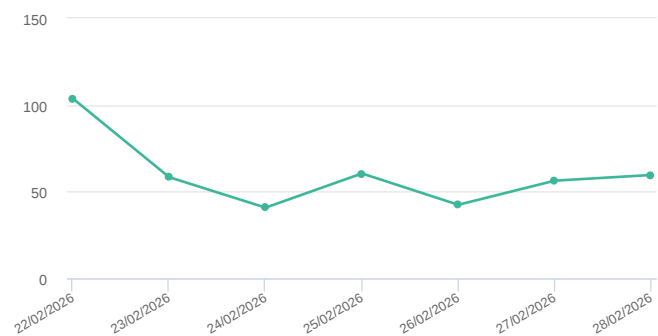
O₃ (μg/m³)



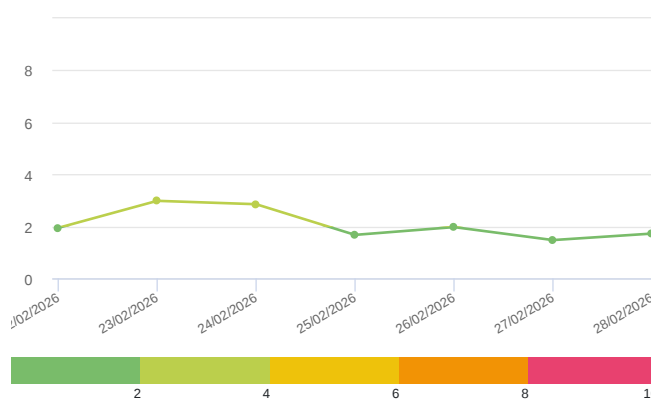
PM_{2.5} (μg/m³)



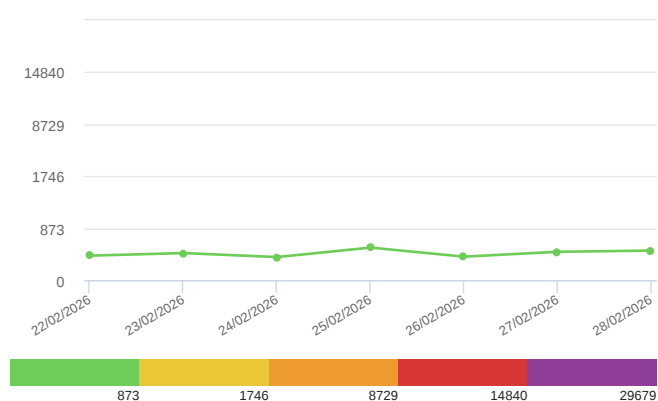
PM₁₀ (μg/m³)



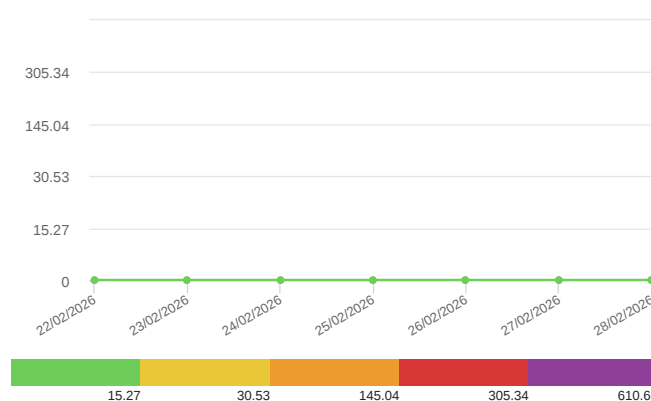
Wind Speed (m/s)



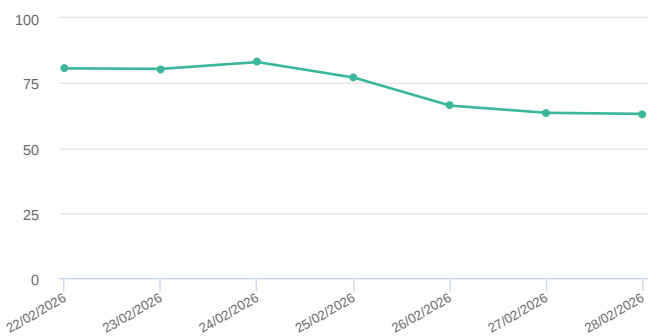
CO (ppb)



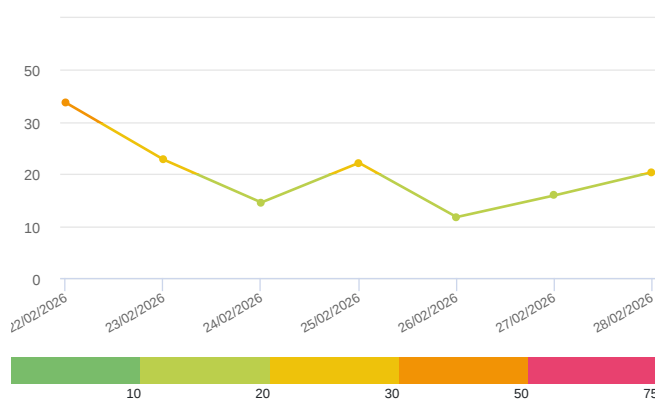
SO₂ (ppb)



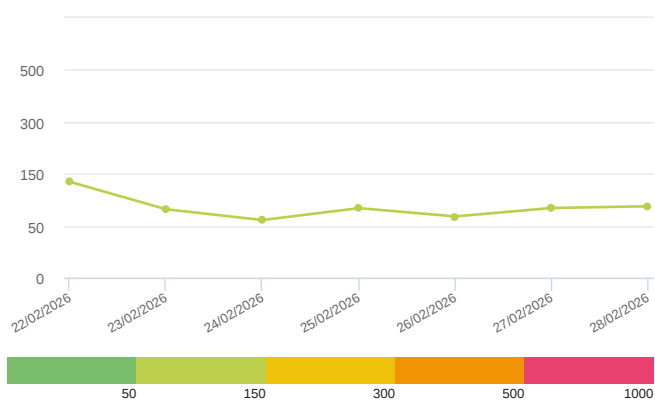
R. Humidity (%)



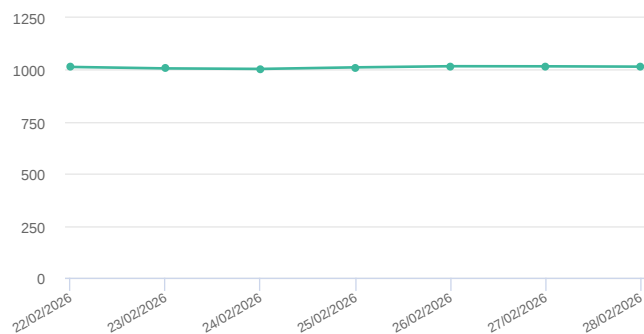
PM₁ (μg/m³)



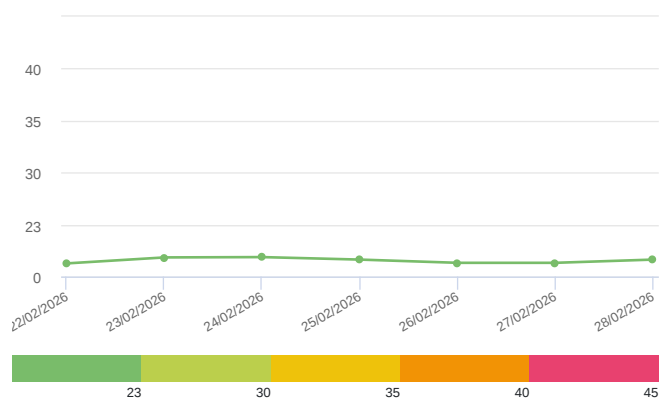
PM₁₀₀ (μg/m³)



Pressure (hPa)

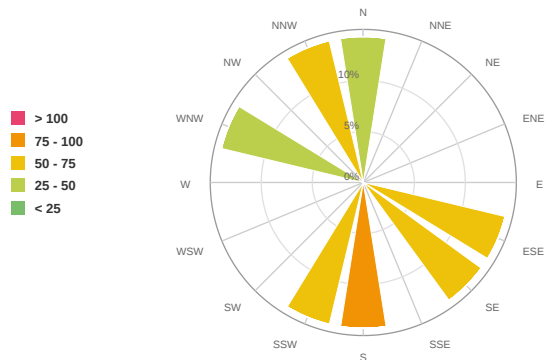


Temperature (°C)

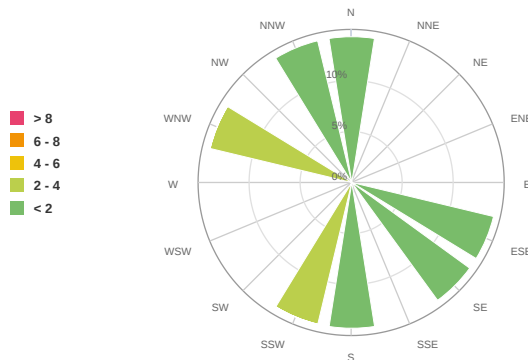


Media zilnică

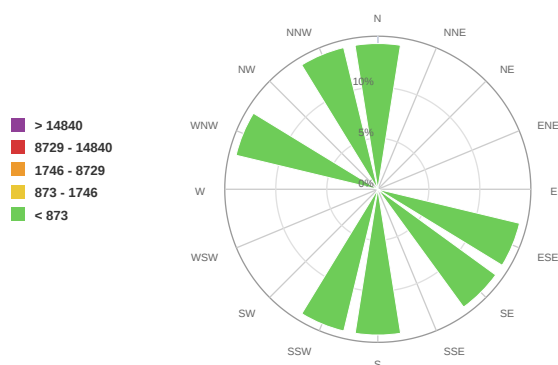
CAQI (AQI)



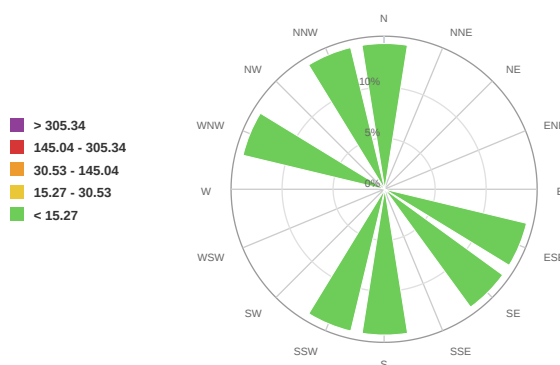
Wind Speed (m/s)



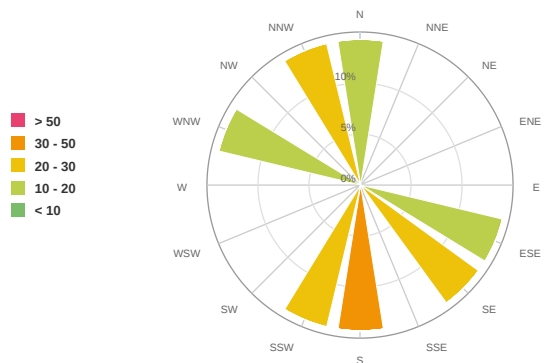
CO (ppb)



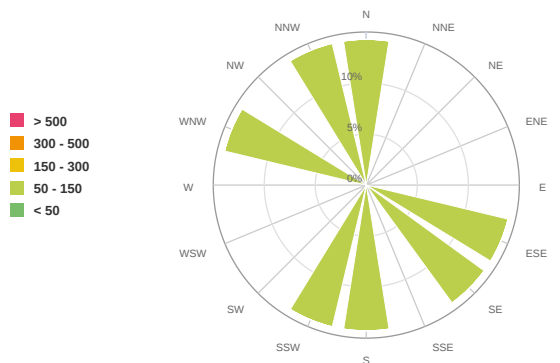
SO₂ (ppb)



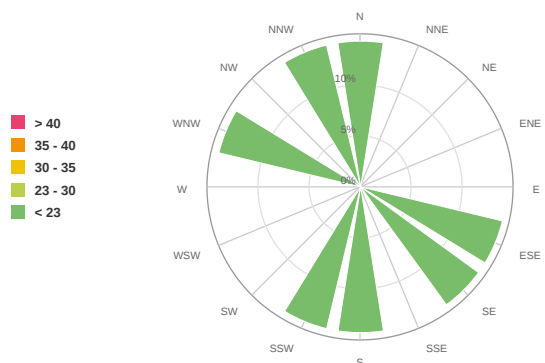
PM₁ (μg/m³)



PM₁₀₀ (μg/m³)



Temperature (°C)



Alerte

No alerts for the selected date and time range

Parametrii indicelui de calitate al aerului (ICA)

Media zilnică

To Date	CAQI AQI	NO ₂ μg/m ³	O ₃ μg/m ³	PM _{2.5} μg/m ³	PM ₁₀ μg/m ³
22/02/2026, 23:59	80	16.34	16.02	43.38	103.75
23/02/2026, 23:59	56	26.51	7.2	24.87	58.34
24/02/2026, 23:59	41	16.32	17.82	16.3	40.77
25/02/2026, 23:59	57	26.08	8.43	24.33	60.5
26/02/2026, 23:59	43	15.1	19.92	13.23	42.43
27/02/2026, 23:59	55	29.2	8.61	17.98	56.33
28/02/2026, 23:59	57	20.35	16.22	22.77	59.61

Alți parametri

Media zilnică

To Date	Wind Speed m/s	Wind Direction degree	Battery %	CO ppb	SO ₂ ppb	R. Humidity %	PM ₁ μg/m ³	PM ₁₀₀ μg/m ³	Pressure HPa	Temperature °C
22/02/2026, 23:59	1.94	172.1	100	410.35	0	80.63	37.37	134.52	1013.79	5.83
23/02/2026, 23:59	2.98	199.07	100	454.37	0	80.44	22.76	81.74	1006.73	8.46
24/02/2026, 23:59	2.85	291.95	100	386.57	0	83.05	14.52	60.98	1004.29	8.61
25/02/2026, 23:59	1.67	330.83	100	545.59	0	77.08	22.14	83.89	1011.8	7.49
26/02/2026, 23:59	1.97	10.27	100	393.47	0	66.3	11.71	68.05	1017.24	6.07
27/02/2026, 23:59	1.47	111.28	100	475.1	0	63.53	15.87	84.21	1016.76	6.08
28/02/2026, 23:59	1.72	126.63	100	495.85	0	63.11	20.33	87.54	1015.16	7.49

Oizom will not be responsible for Environmental Data accuracy once Validated