

Primaria Recas

WEEKLY AIR-QUALITY REPORT

Timp de la: **08/03/2026, 00:00**
Timp până la: **15/03/2026, 00:00**

Numele dispozitivului: **Primaria Recas**
Locația dispozitivului: **Calea Timișoarei 134 - 135, Recaş 307340, Romania**

Parametrii: **CAQI , NO₂ , O₃ , PM_{2.5} , PM₁₀ , Wind Speed , Wind Direction , CO , SO₂ , R. Humidity , PM₁ , PM₁₀₀ , Pressure , Temperature**

Primaria Recas
Calea Timișoarei 134 - 135, Recaş
307340, Romania



Media indicelui de calitate al aerului (ICA): **54**

Prezentare generală zilnică: Parametrii indicelui de calitate al aerului (ICA)

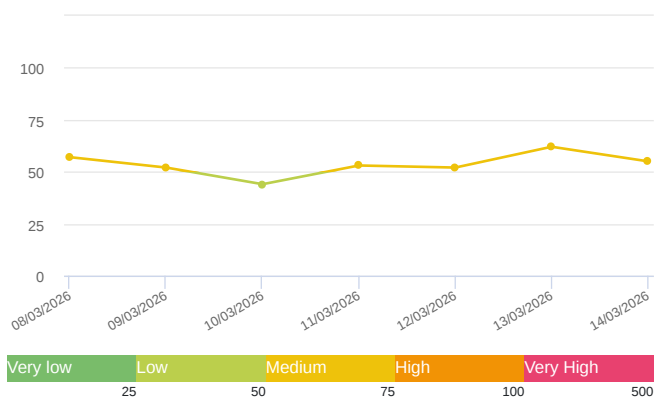
	CAQI AQI	NO ₂ µg/m ³	O ₃ µg/m ³	PM _{2.5} µg/m ³	PM ₁₀ µg/m ³
Average	54	21	15.02	16.56	54.88
Maximum	62	28.48	25.57	22.77	68.65
Date	13/03/2026	13/03/2026	08/03/2026	08/03/2026	13/03/2026
Minimum	44	9.35	7.57	11.21	44.17
Date	10/03/2026	08/03/2026	13/03/2026	10/03/2026	10/03/2026

Prezentare generală zilnică: Alți parametri

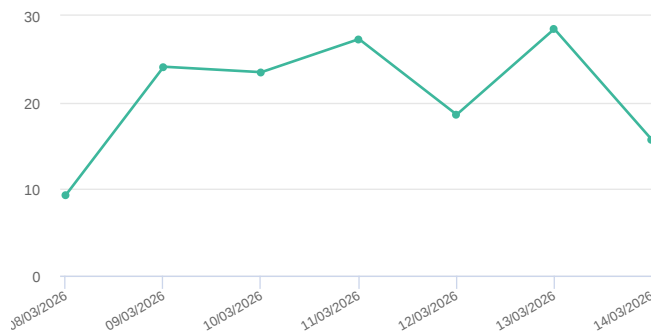
	Wind Speed m/s	Wind Direction degree	Battery %	CO ppb	SO ₂ ppb	R. Humidity %	PM ₁ μg/m ³	PM ₁₀₀ μg/m ³	Pressure hPa	Temperature °C
Average	1.55	139.46	100	386.58	0.7	49.63	14.17	83.2	1011.04	11.86
Maximum	2.89	145.92	100	451.32	1.51	55.62	20.4	95.6	1017.52	12.73
Date	14/03/2026	14/03/2026	08/03/2026	13/03/2026	10/03/2026	08/03/2026	08/03/2026	13/03/2026	09/03/2026	12/03/2026
Minimum	0.64	52.26	100	342.78	0	44.25	9.33	70.57	999.48	11
Date	08/03/2026	08/03/2026	08/03/2026	14/03/2026	13/03/2026	11/03/2026	10/03/2026	10/03/2026	14/03/2026	08/03/2026

Media zilnică

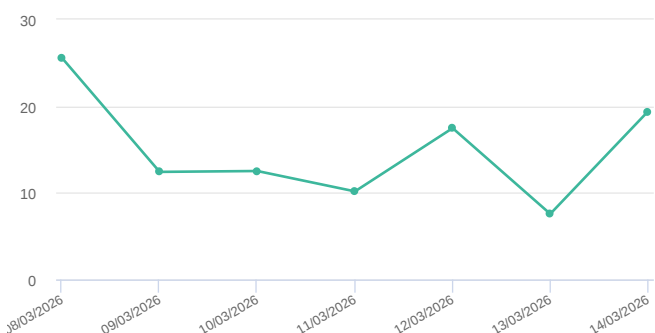
CAQI (AQI)



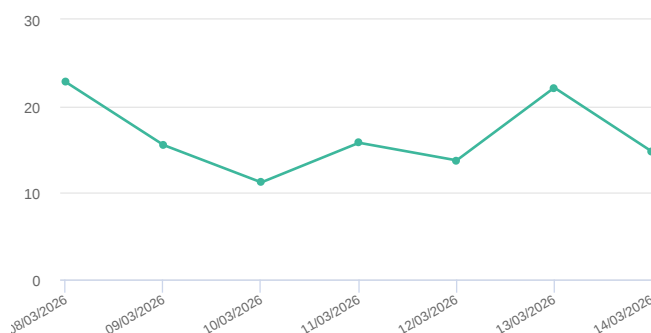
NO₂ (μg/m³)



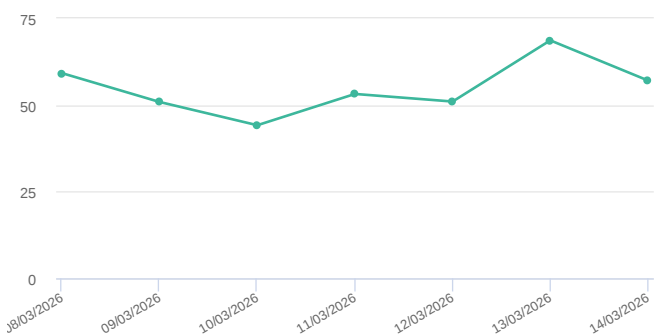
O₃ (μg/m³)



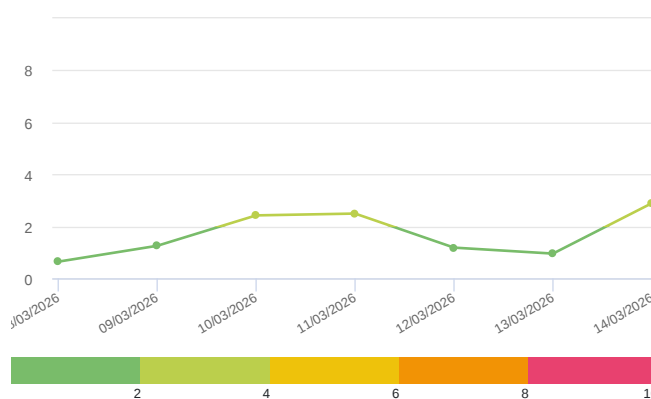
PM_{2.5} (μg/m³)



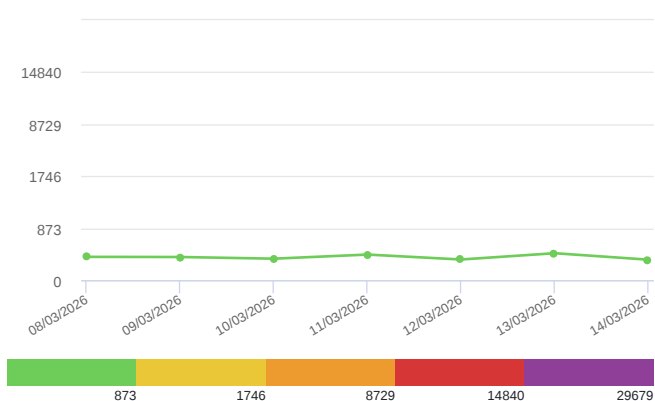
PM₁₀ (μg/m³)



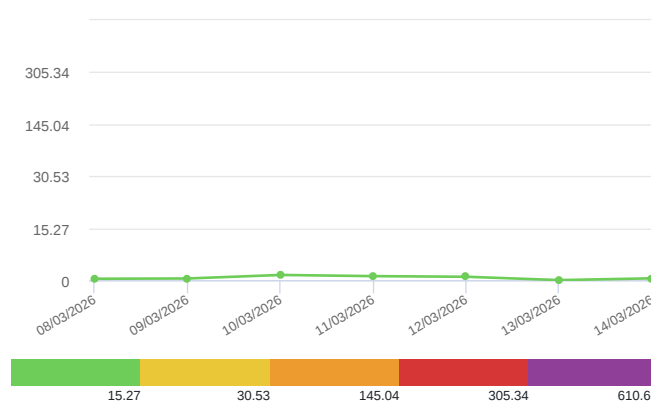
Wind Speed (m/s)

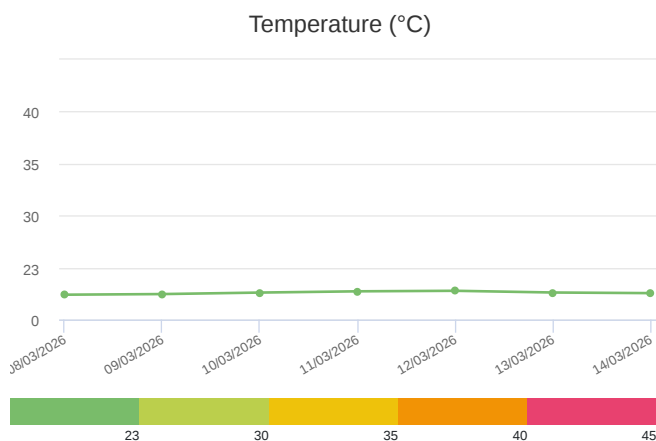
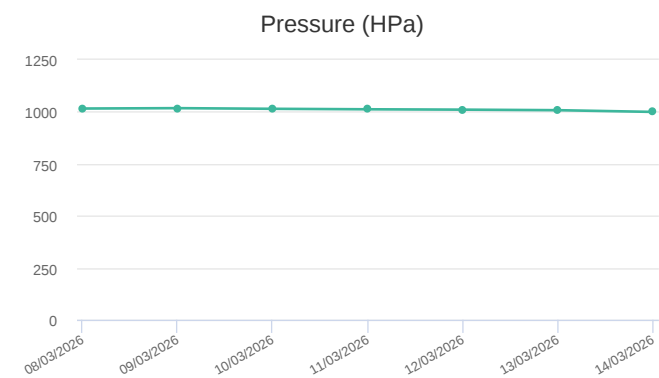
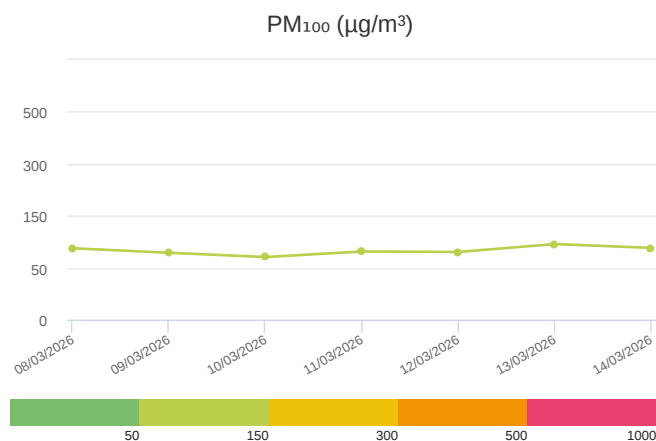
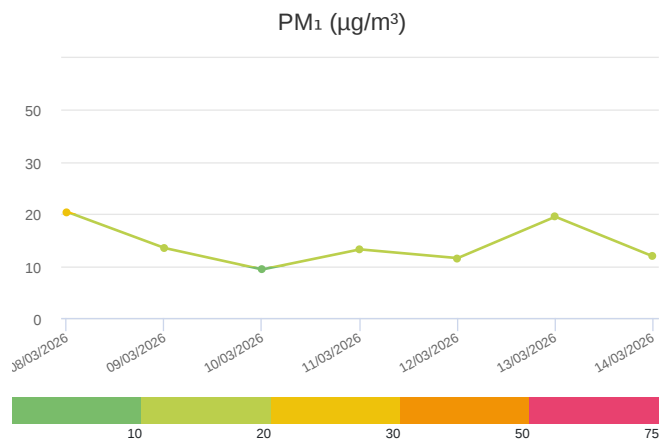
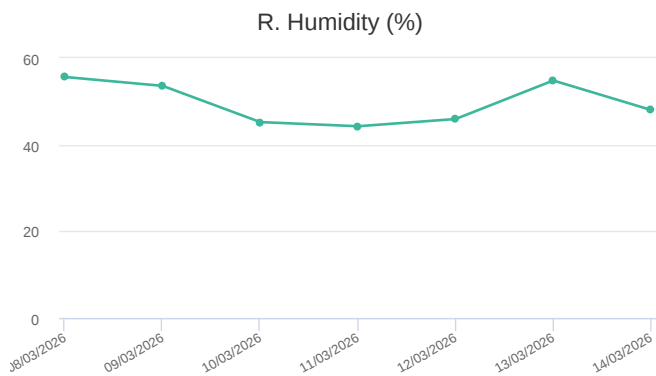


CO (ppb)



SO₂ (ppb)

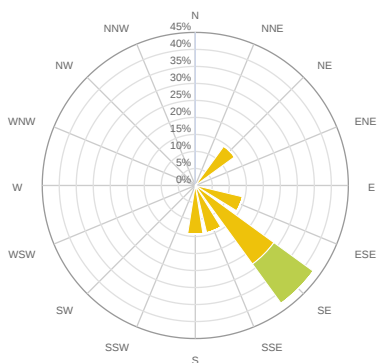




Media zilnică

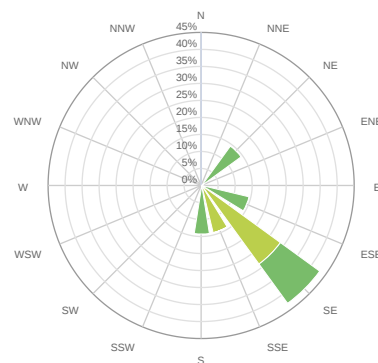
CAQI (AQI)

- > 100
- 75 - 100
- 50 - 75
- 25 - 50
- < 25



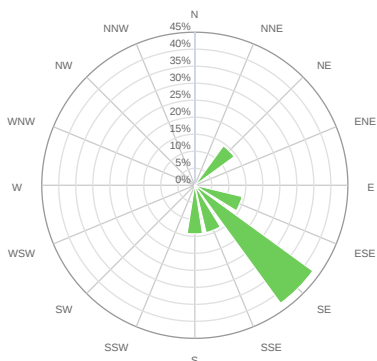
Wind Speed (m/s)

- > 8
- 6 - 8
- 4 - 6
- 2 - 4
- < 2



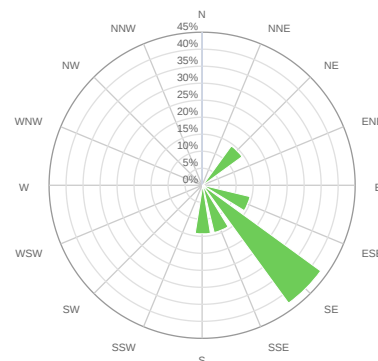
CO (ppb)

- > 14840
- 8729 - 14840
- 1746 - 8729
- 873 - 1746
- < 873



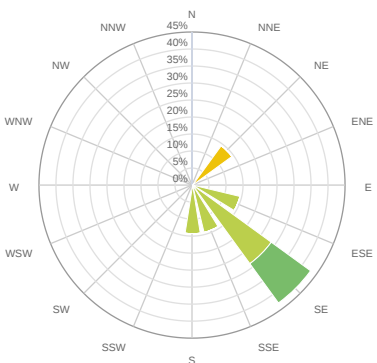
SO₂ (ppb)

- > 305.34
- 145.04 - 305.34
- 30.53 - 145.04
- 15.27 - 30.53
- < 15.27



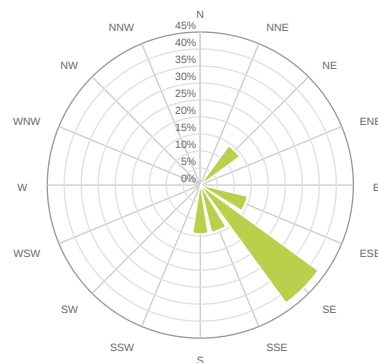
PM₁ (μg/m³)

- > 50
- 30 - 50
- 20 - 30
- 10 - 20
- < 10



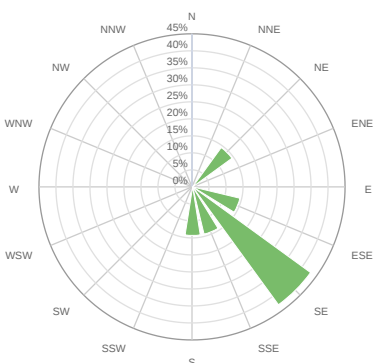
PM₁₀₀ (μg/m³)

- > 500
- 300 - 500
- 150 - 300
- 50 - 150
- < 50



Temperature (°C)

- > 40
- 35 - 40
- 30 - 35
- 23 - 30
- < 23



Alerte

No alerts for the selected date and time range

Parametrii indicelui de calitate al aerului (ICA)

Media zilnică

To Date	CAQI AQI	NO ₂ μg/m ³	O ₃ μg/m ³	PM _{2.5} μg/m ³	PM ₁₀ μg/m ³
08/03/2026, 23:59	57	9.35	25.57	22.77	59.19
09/03/2026, 23:59	52	24.12	12.42	15.51	50.87
10/03/2026, 23:59	44	23.49	12.52	11.21	44.17
11/03/2026, 23:59	53	27.31	10.17	15.78	53.19
12/03/2026, 23:59	52	18.59	17.47	13.75	51
13/03/2026, 23:59	62	28.48	7.57	22.14	68.65
14/03/2026, 23:59	55	15.68	19.39	14.76	57.08

Alți parametri

Media zilnică

To Date	Wind Speed m/s	Wind Direction degree	Battery %	CO ppb	SO ₂ ppb	R. Humidity %	PM ₁ μg/m ³	PM ₁₀₀ μg/m ³	Pressure HPa	Temperature °C
08/03/2026, 23:59	0.64	52.26	100	390.37	0.4	55.62	20.4	87.5	1015.72	11
09/03/2026, 23:59	1.25	134.88	100	387.78	0.48	53.57	13.45	78.81	1017.52	11.28
10/03/2026, 23:59	2.42	135.28	100	359.6	1.51	45.21	9.33	70.57	1014.38	11.93
11/03/2026, 23:59	2.49	154.85	100	428.81	1.16	44.25	13.19	81.31	1012.06	12.48
12/03/2026, 23:59	1.18	112.35	100	345.39	0.98	45.92	11.51	80.43	1010.35	12.73
13/03/2026, 23:59	0.95	168.85	100	451.32	0	54.81	19.47	95.6	1007.74	11.95
14/03/2026, 23:59	2.89	145.92	100	342.78	0.52	48.02	11.85	88.2	999.48	11.68

Oizom will not be responsible for Environmental Data accuracy once Validated