

Primaria Recas

WEEKLY AIR-QUALITY REPORT

Timp de la: **03/05/2026, 00:00**
Timp până la: **10/05/2026, 00:00**

Numele dispozitivului: **Primaria Recas**
Locația dispozitivului: **Calea Timișoarei 134 - 135, Recaş 307340, Romania**

Parametrii: **CAQI , PM₁₀ , PM_{2.5} , NO₂ , O₃ , CO , Temperature , Wind Speed , Wind Direction , SO₂ , R. Humidity , PM₁ , PM₁₀₀ , Pressure**

Primaria Recas
Calea Timișoarei 134 - 135, Recaş
307340, Romania



Media indicelui de calitate al aerului (ICA): **35**

Prezentare generală zilnică: Parametrii indicelui de calitate al aerului (ICA)

	CAQI AQI	PM ₁₀ µg/m ³	PM _{2.5} µg/m ³	NO ₂ µg/m ³	O ₃ µg/m ³
Average	35	34.06	10.06	20.33	14.88
Maximum	38	37.52	12.81	30.83	29.25
Date	09/05/2026	09/05/2026	09/05/2026	07/05/2026	03/05/2026
Minimum	26	25.13	7.22	7.45	3.76
Date	03/05/2026	03/05/2026	03/05/2026	03/05/2026	07/05/2026

The data shown above is based on Media zilnică .

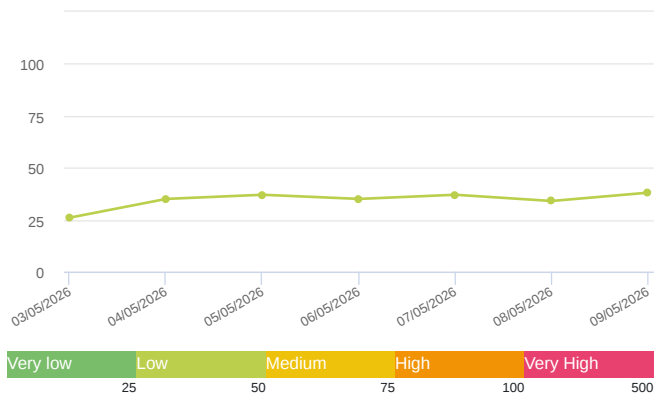
Prezentare generală zilnică: Alți parametri

	CO ppb	Temperature °C	Wind Speed m/s	Wind Direction degree	Battery %	SO ₂ ppb	R. Humidity %	PM ₁ μg/m ³	PM ₁₀₀ μg/m ³	Pressure HPa
Average	327.43	19.73	0.35	134.31	100	0	52.8	8.22	53.69	1004.2
Maximum	358.91	21.7	2.17	164.16	100	0	67.37	10.7	58.57	1009.07
Date	07/05/2026	06/05/2026	05/05/2026	05/05/2026	03/05/2026	03/05/2026	07/05/2026	09/05/2026	05/05/2026	03/05/2026
Minimum	294.16	15.69	0.72	98.05	100	0	44.04	6.03	46.73	1001.09
Date	08/05/2026	03/05/2026	03/05/2026	03/05/2026	03/05/2026	03/05/2026	05/05/2026	03/05/2026	03/05/2026	06/05/2026

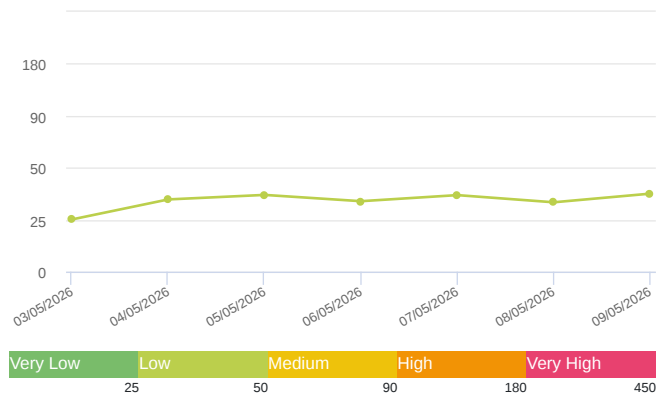
The data shown above is based on Media zilnică .

Media zilnică

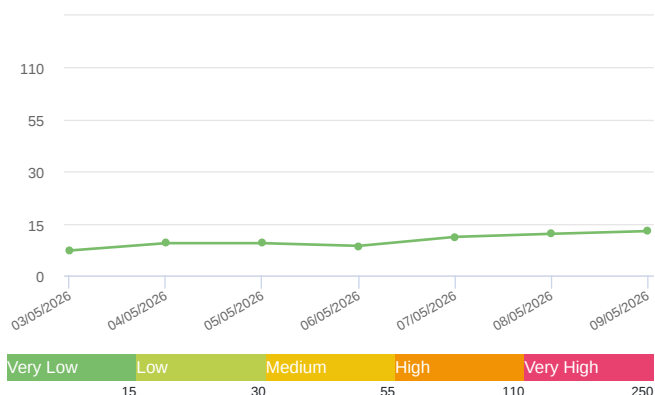
CAQI (AQI)



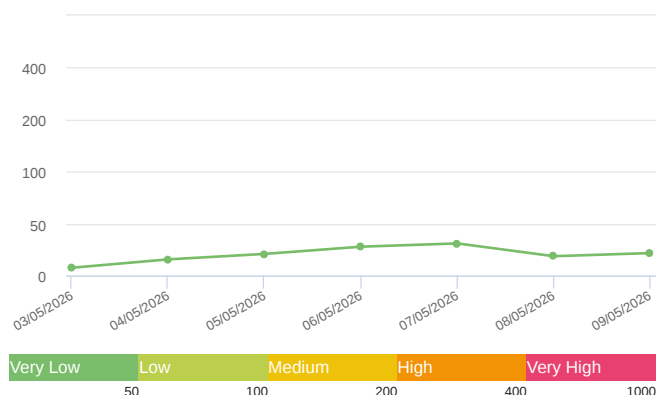
PM₁₀ (μg/m³)



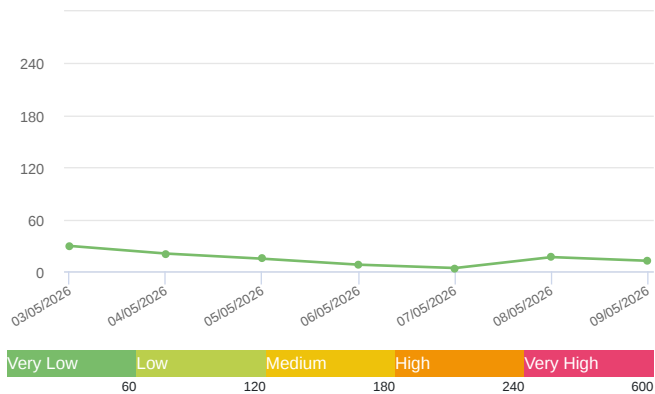
PM_{2.5} (μg/m³)



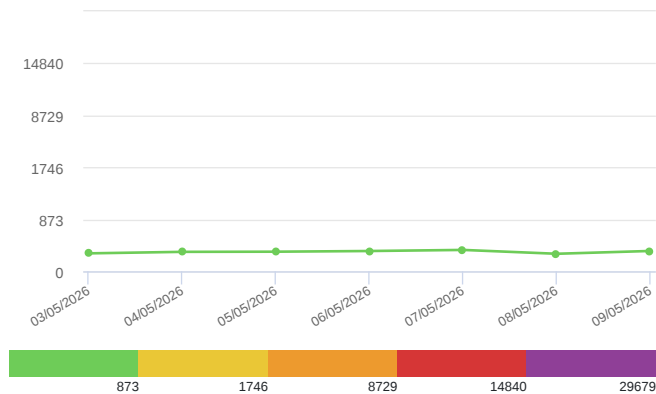
NO₂ (μg/m³)



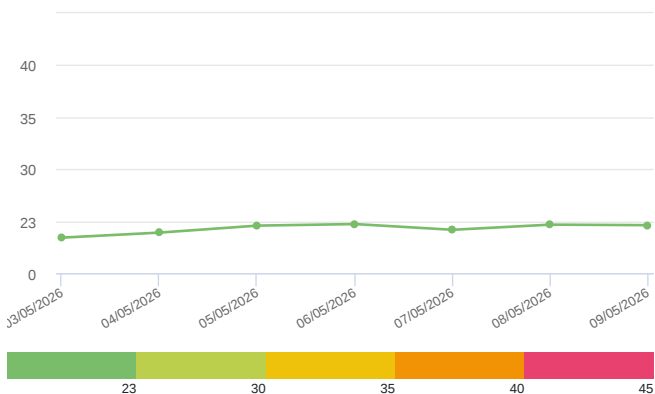
O₃ (μg/m³)



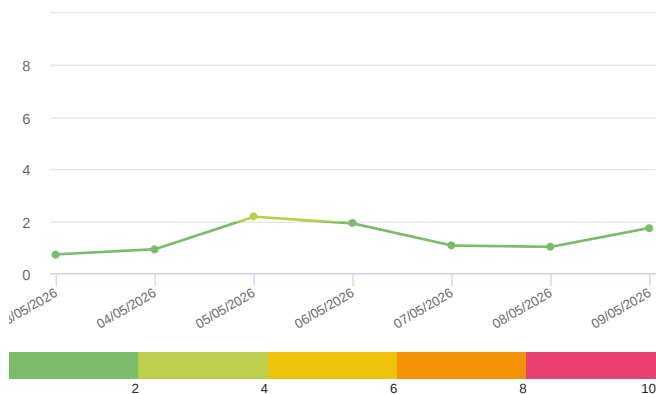
CO (ppb)



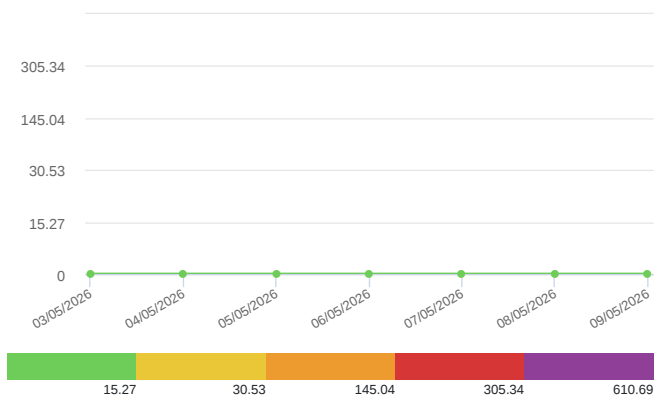
Temperature (°C)



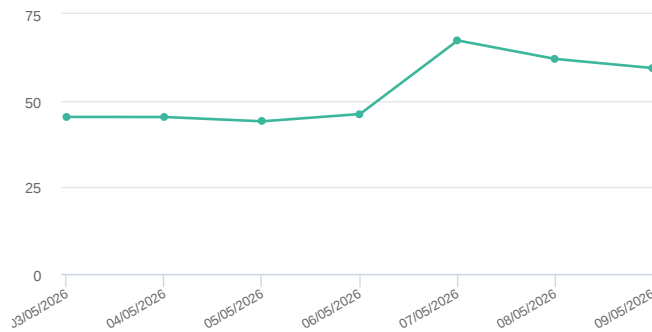
Wind Speed (m/s)



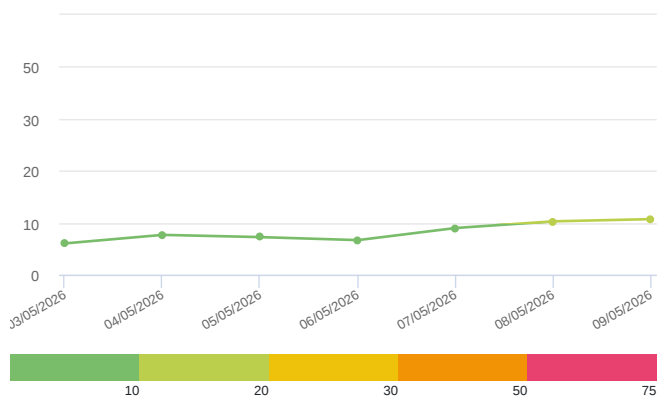
SO₂ (ppb)



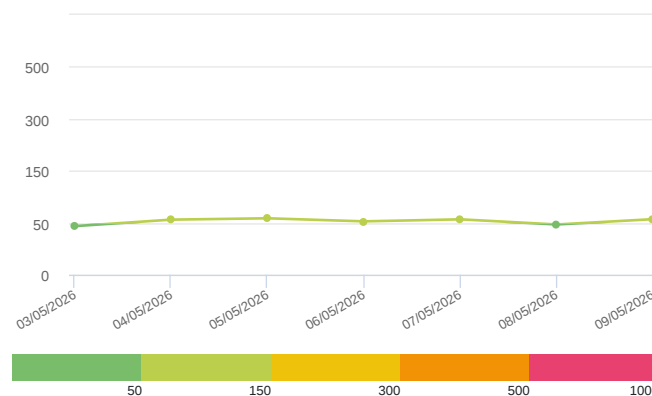
R. Humidity (%)



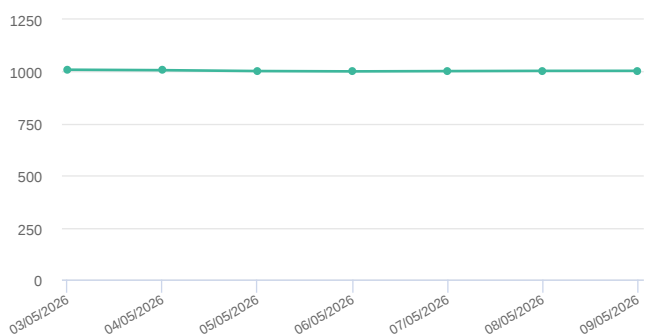
PM₁ (μg/m³)



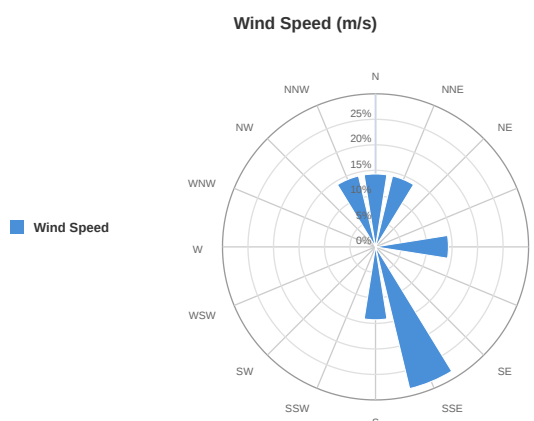
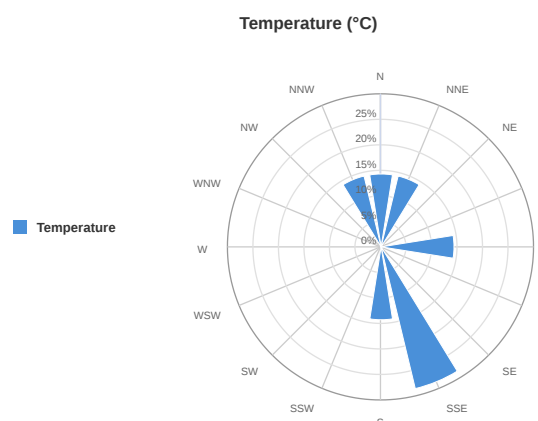
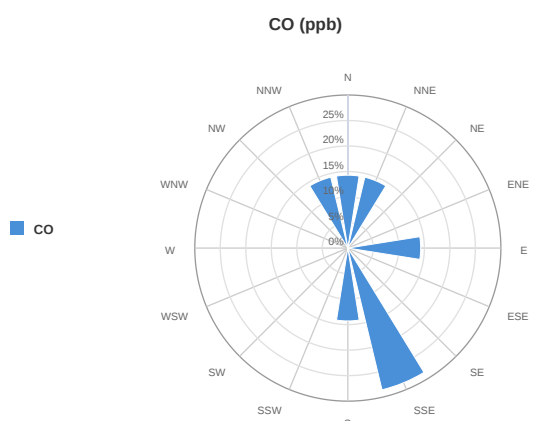
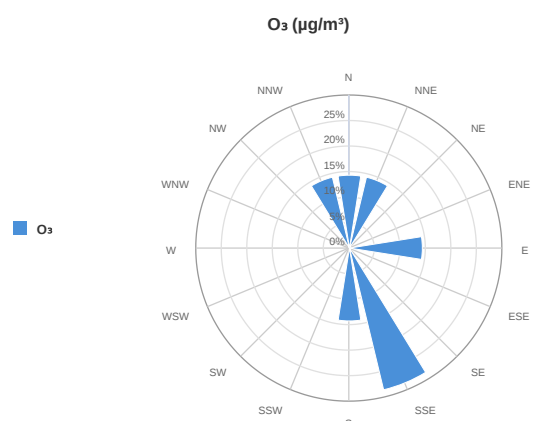
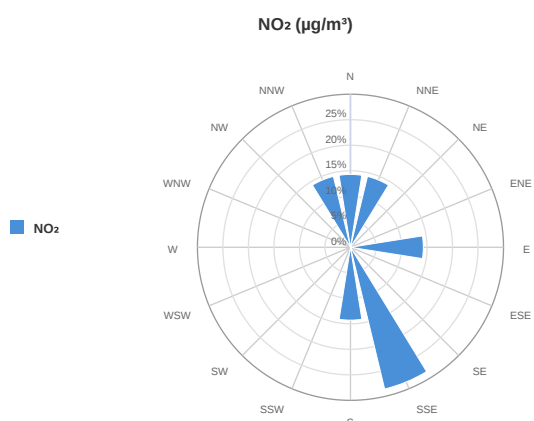
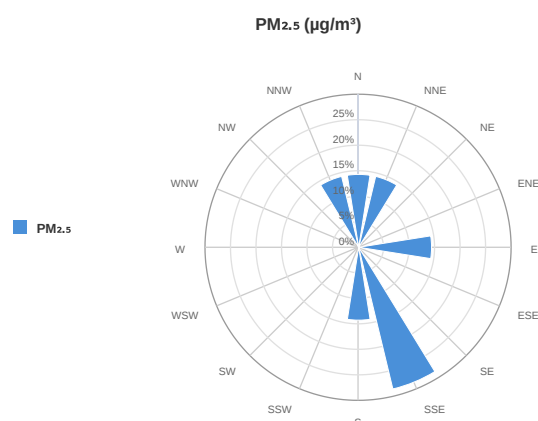
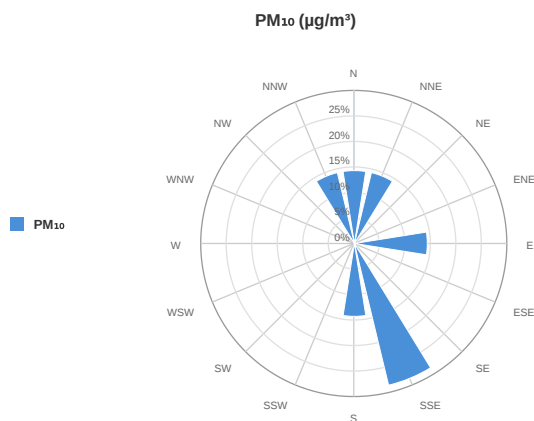
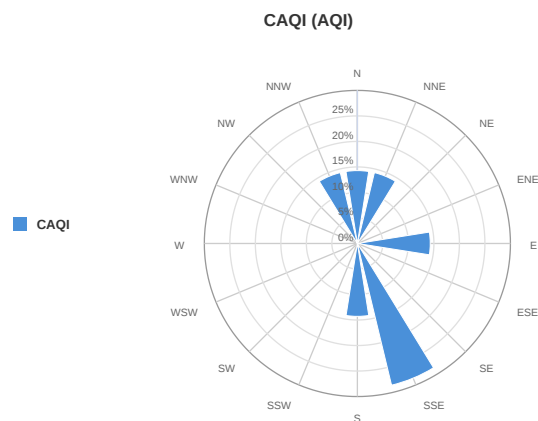
PM₁₀₀ (μg/m³)



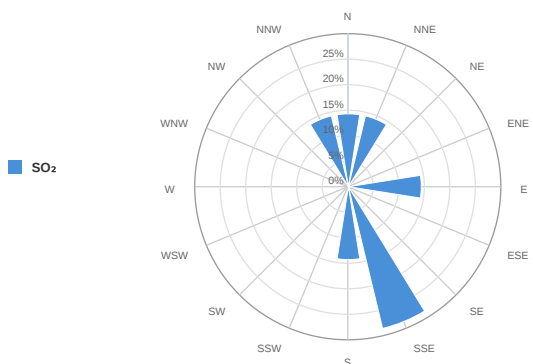
Pressure (hPa)



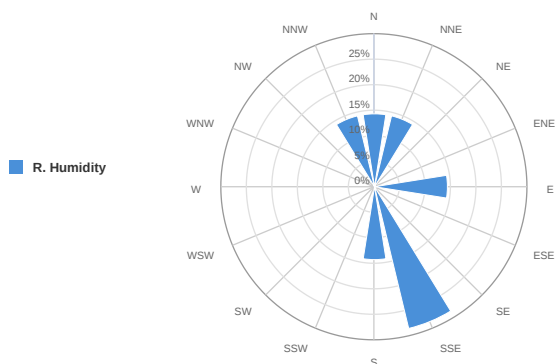
Media zilnică



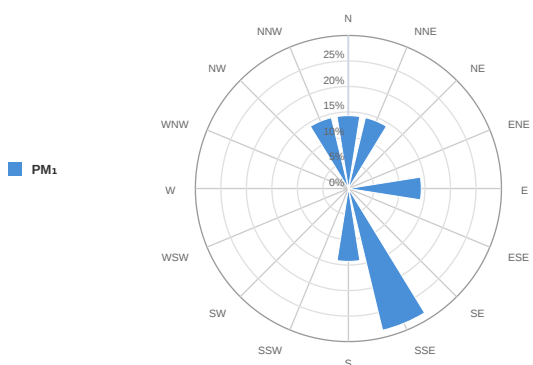
SO₂ (ppb)



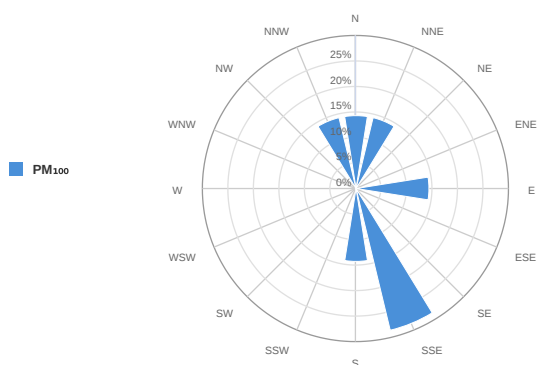
R. Humidity (%)



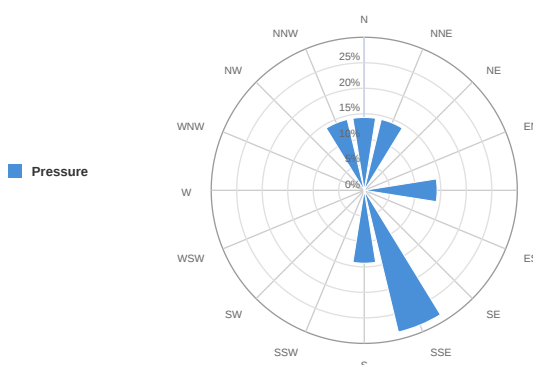
PM₁ (μg/m³)



PM₁₀₀ (μg/m³)



Pressure (HPa)



Alerte

No alerts for the selected date and time range

Parametrii indicelui de calitate al aerului (ICA)

Media zilnică

To Date	CAQI AQI	PM ₁₀ μg/m ³	PM _{2.5} μg/m ³	NO ₂ μg/m ³	O ₃ μg/m ³
03/05/2026, 23:59	26	25.13	7.22	7.45	29.25
04/05/2026, 23:59	35	34.74	9.33	15.5	20.44
05/05/2026, 23:59	37	36.93	9.33	20.73	14.54
06/05/2026, 23:59	35	33.91	8.55	27.69	7.63
07/05/2026, 23:59	37	36.83	11.14	30.83	3.76
08/05/2026, 23:59	34	33.38	12.03	18.55	16.4
09/05/2026, 23:59	38	37.52	12.81	21.56	12.14

Alți parametri

Media zilnică

To Date	CO ppb	Temperature °C	Wind Speed m/s	Wind Direction degree	Battery %	SO ₂ ppb	R. Humidity %	PM ₁ μg/m ³	PM ₁₀₀ μg/m ³	Pressure HPa
03/05/2026, 23:59	301.43	15.69	0.72	98.05	100	0	45.31	6.03	46.73	1009.07
04/05/2026, 23:59	326.55	17.92	0.92	359.49	100	0	45.28	7.67	55.97	1006.87
05/05/2026, 23:59	328.92	20.99	2.17	164.16	100	0	44.04	7.24	58.57	1002.67
06/05/2026, 23:59	340.54	21.7	1.91	185.8	100	0	46.14	6.66	52.73	1001.09
07/05/2026, 23:59	358.91	19.17	1.06	167.18	100	0	67.37	8.99	56.63	1002.42
08/05/2026, 23:59	294.16	21.43	1.01	338.63	100	0	62.04	10.27	48.34	1003.54
09/05/2026, 23:59	341.51	21.2	1.74	27.38	100	0	59.4	10.7	56.89	1003.71

Oizom will not be responsible for Environmental Data accuracy once Validated