

Primaria Recas

WEEKLY AIR-QUALITY REPORT

Timp de la: **26/04/2026, 00:00**
Timp până la: **03/05/2026, 00:00**

Numele dispozitivului: **Primaria Recas**
Locația dispozitivului: **Calea Timișoarei 134 - 135, Recaș 307340, Romania**

Parametrii: **CAQI , PM₁₀ , PM_{2.5} , NO₂ , O₃ , CO , Temperature , Wind Speed , Wind Direction , SO₂ , R. Humidity , PM₁ , PM₁₀₀ , Pressure**

Primaria Recas
Calea Timișoarei 134 - 135, Recaș
307340, Romania



Media indicelui de calitate al aerului (ICA): **36**

Prezentare generală zilnică: Parametrii indicelui de calitate al aerului (ICA)

	CAQI AQI	PM ₁₀ μg/m ³	PM _{2.5} μg/m ³	NO ₂ μg/m ³	O ₃ μg/m ³
Average	36	35.36	7.81	10.52	28.28
Maximum	47	46.88	8.61	20.6	35.37
Date	27/04/2026	27/04/2026	26/04/2026	01/05/2026	30/04/2026
Minimum	31	29.87	5.97	5.44	16.12
Date	28/04/2026	30/04/2026	28/04/2026	30/04/2026	01/05/2026

The data shown above is based on Media zilnică .

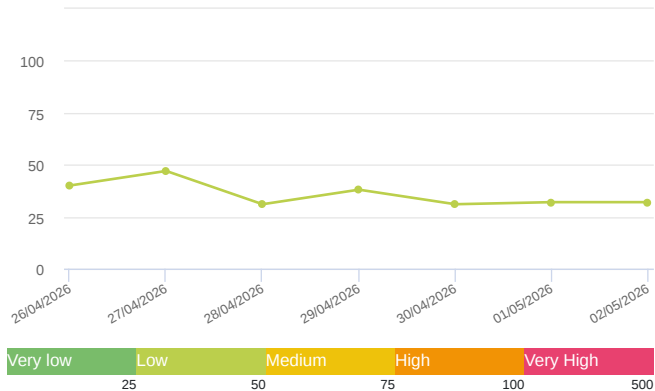
Prezentare generală zilnică: Alți parametri

	CO ppb	Temperature °C	Wind Speed m/s	Wind Direction degree	Battery %	SO ₂ ppb	R. Humidity %	PM ₁ μg/m ³	PM ₁₀₀ μg/m ³	Pressure HPa
Average	309.94	14.4	2.71	7.06	100	0	44.03	6	62.1	1008.92
Maximum	355.34	15.94	5.6	0.01	100	0.03	50.9	7.09	79.89	1013.32
Date	27/04/2026	26/04/2026	30/04/2026	30/04/2026	26/04/2026	30/04/2026	01/05/2026	02/05/2026	27/04/2026	01/05/2026
Minimum	279.45	12.39	1.24	8.52	100	0	40.15	4.42	55.23	1003.61
Date	26/04/2026	30/04/2026	01/05/2026	01/05/2026	26/04/2026	26/04/2026	30/04/2026	28/04/2026	02/05/2026	26/04/2026

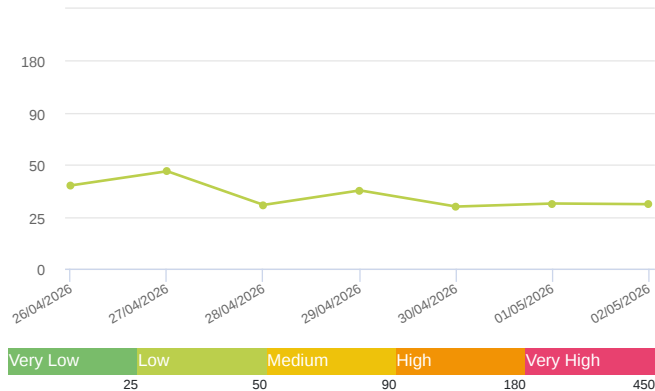
The data shown above is based on Media zilnică .

Media zilnică

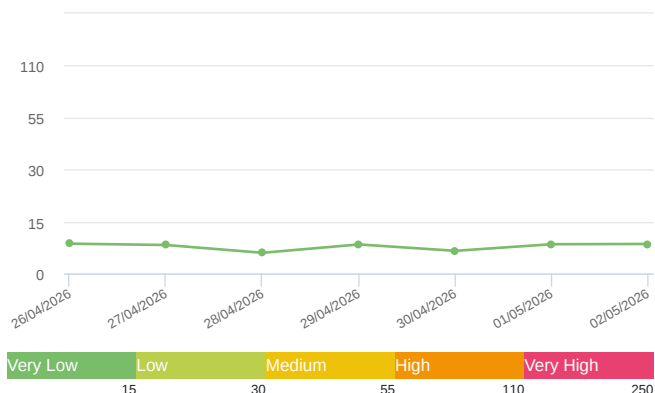
CAQI (AQI)



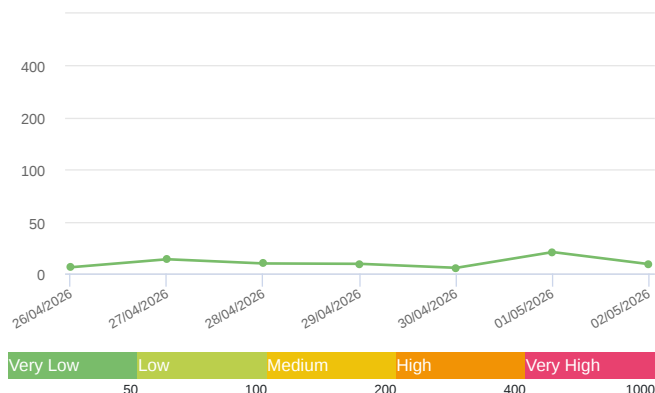
PM₁₀ (μg/m³)



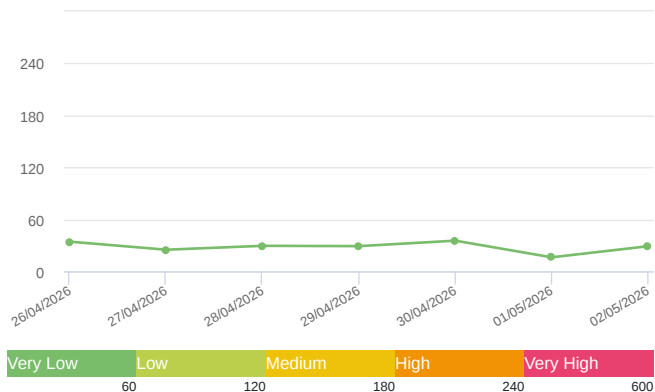
PM_{2.5} (μg/m³)



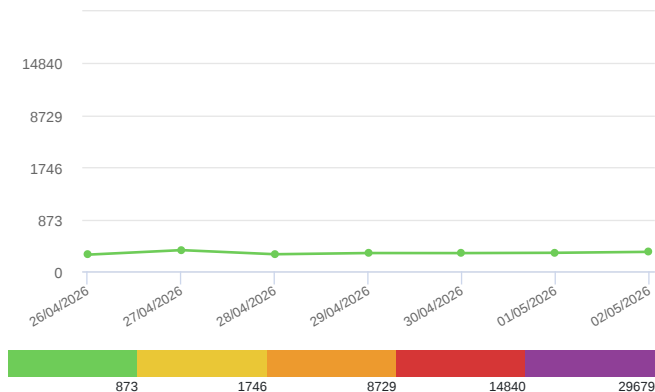
NO₂ (μg/m³)



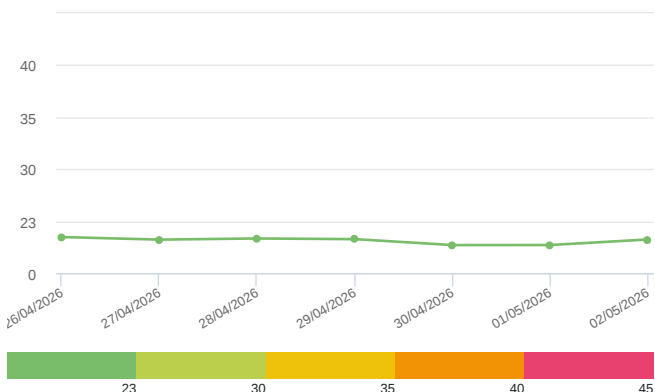
O₃ (μg/m³)



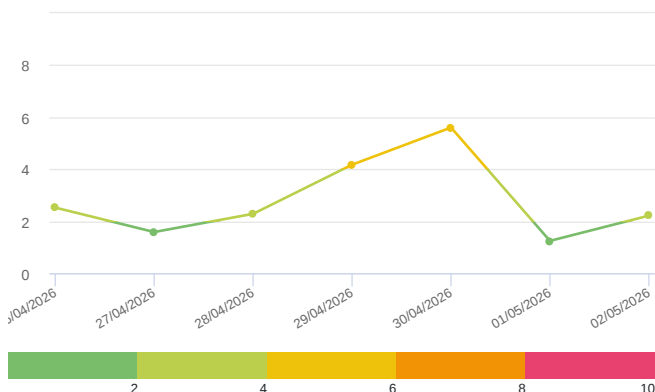
CO (ppb)



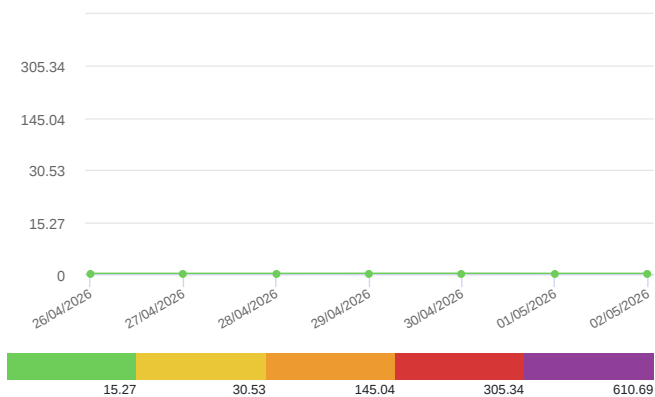
Temperature (°C)



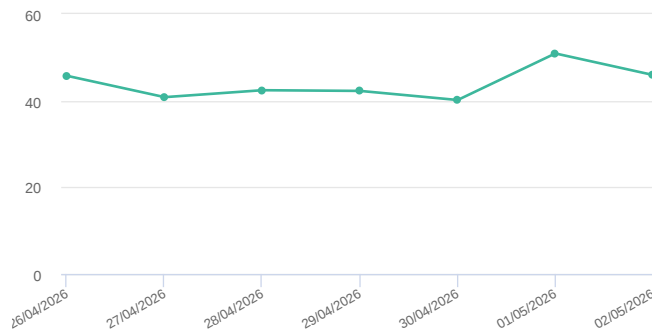
Wind Speed (m/s)



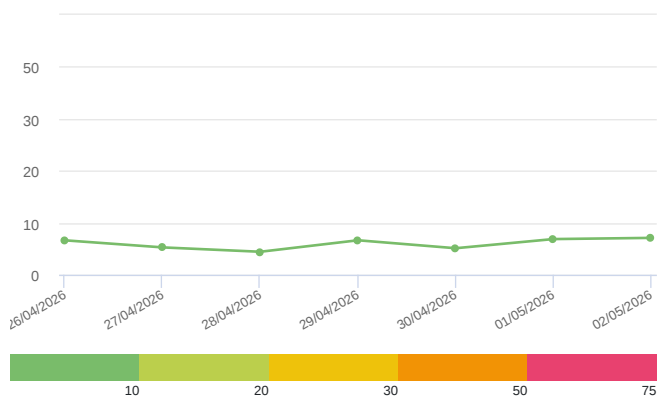
SO₂ (ppb)



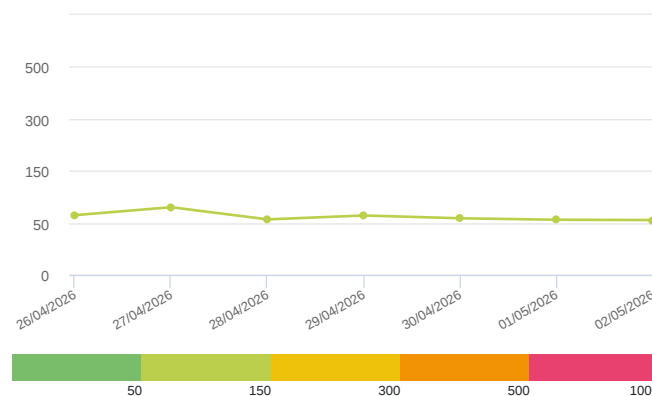
R. Humidity (%)



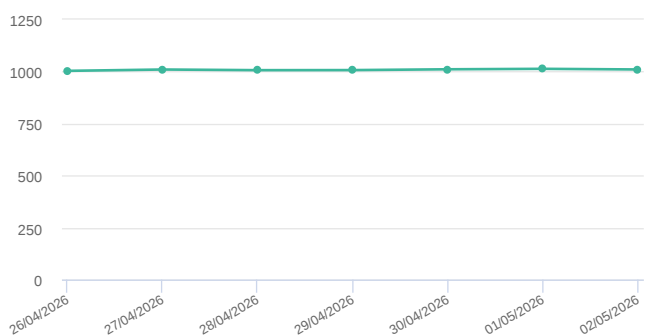
PM₁ (μg/m³)



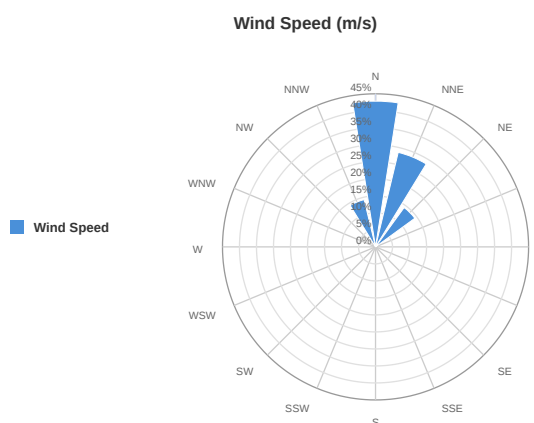
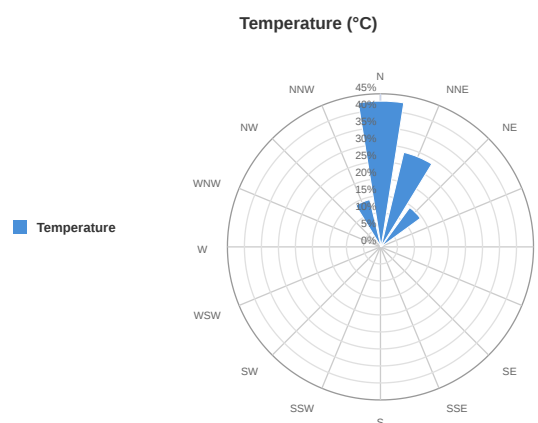
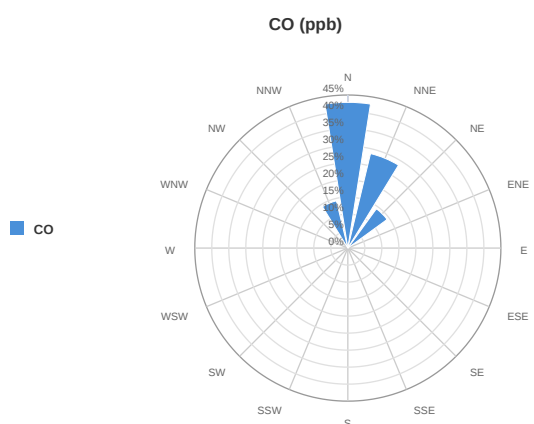
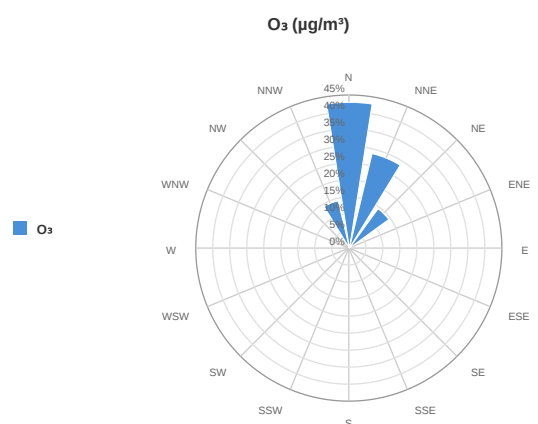
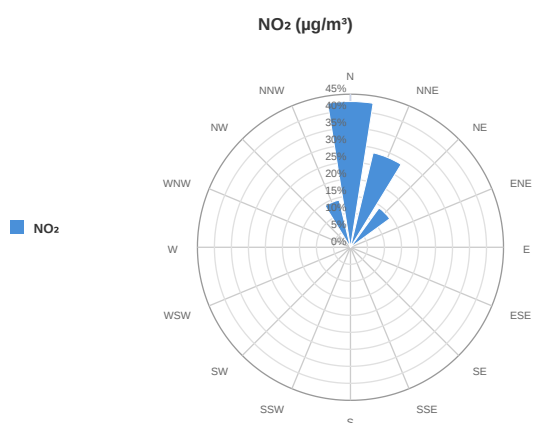
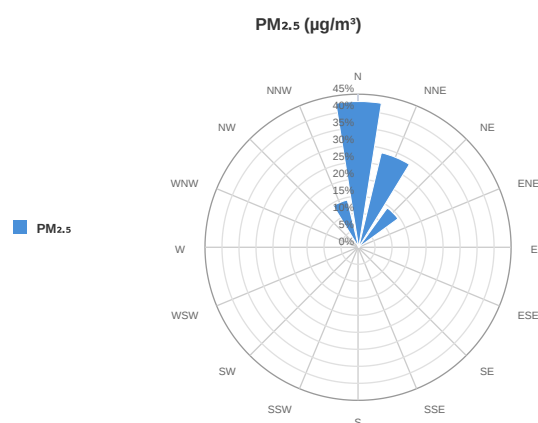
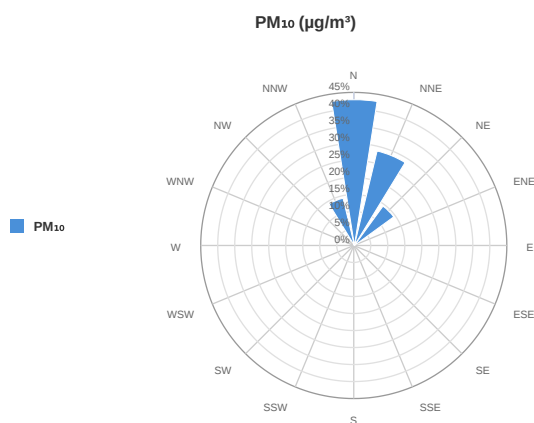
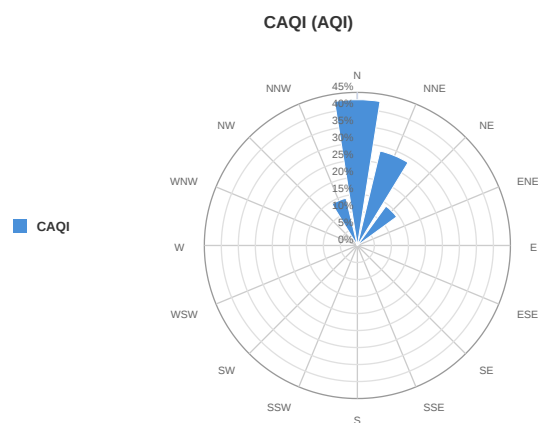
PM₁₀₀ (μg/m³)



Pressure (hPa)

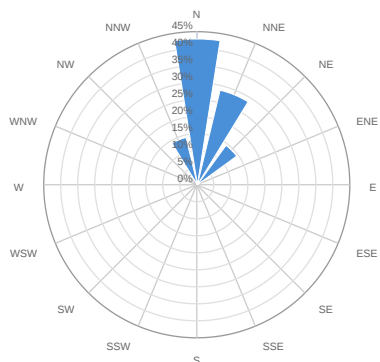


Media zilnică



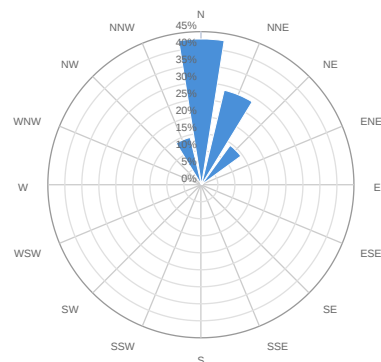
SO₂ (ppb)

■ SO₂



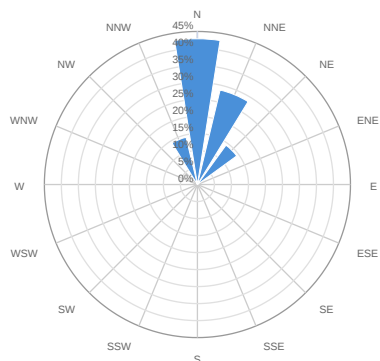
R. Humidity (%)

■ R. Humidity



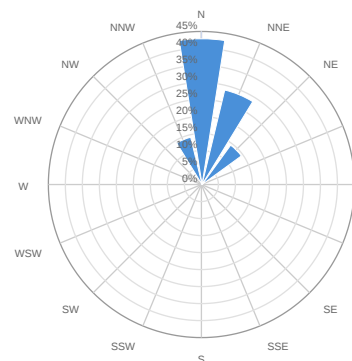
PM₁ (μg/m³)

■ PM₁



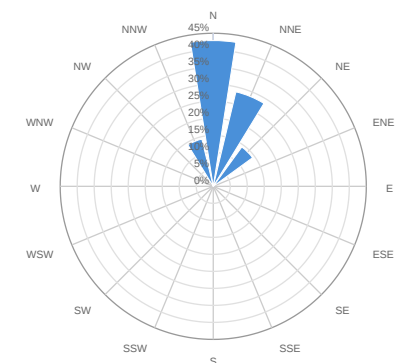
PM₁₀₀ (μg/m³)

■ PM₁₀₀



Pressure (HPa)

■ Pressure



Alerte

No alerts for the selected date and time range

Parametrii indicelui de calitate al aerului (ICA)

Media zilnică

To Date	CAQI AQI	PM ₁₀ μg/m ³	PM _{2.5} μg/m ³	NO ₂ μg/m ³	O ₃ μg/m ³
26/04/2026, 23:59	40	40.05	8.61	5.98	34.2
27/04/2026, 23:59	47	46.88	8.22	13.68	24.88
28/04/2026, 23:59	31	30.67	5.97	9.67	29.41
29/04/2026, 23:59	38	37.66	8.39	9.29	29.07
30/04/2026, 23:59	31	29.87	6.54	5.44	35.37
01/05/2026, 23:59	32	31.36	8.44	20.6	16.12
02/05/2026, 23:59	32	31.02	8.52	9	28.91

Alți parametri

Media zilnică

To Date	CO ppb	Temperature °C	Wind Speed m/s	Wind Direction degree	Battery %	SO ₂ ppb	R. Humidity %	PM ₁ μg/m ³	PM ₁₀₀ μg/m ³	Pressure HPa
26/04/2026, 23:59	279.45	15.94	2.52	340.95	100	0	45.73	6.62	64.64	1003.61
27/04/2026, 23:59	355.34	14.81	1.58	35.93	100	0	40.81	5.26	79.89	1010.04
28/04/2026, 23:59	286.76	15.32	2.28	22.46	100	0	42.41	4.42	56.49	1006.88
29/04/2026, 23:59	306.22	15.03	4.17	7.61	100	0.01	42.25	6.63	64.04	1007.24
30/04/2026, 23:59	305.19	12.39	5.6	0.01	100	0.03	40.15	5.1	58.6	1011.09
01/05/2026, 23:59	310.58	12.43	1.24	8.52	100	0	50.9	6.86	55.78	1013.32
02/05/2026, 23:59	326.07	14.89	2.21	16.4	100	0	45.93	7.09	55.23	1010.28

Oizom will not be responsible for Environmental Data accuracy once Validated