

Primaria Recas


WEEKLY AIR-QUALITY REPORT

Timp de la: **12/04/2026, 00:00**
Timp până la: **19/04/2026, 00:00**

Numele dispozitivului: **Primaria Recas**
Locația dispozitivului: **Calea Timișoarei 134 - 135, Recaș 307340, Romania**

Parametrii: **CAQI , PM₁₀ , PM_{2.5} , NO₂ , O₃ , CO , Temperature , Wind Speed , Wind Direction , SO₂ , R. Humidity , PM₁ , PM₁₀₀ , Pressure**

Primaria Recas
Calea Timișoarei 134 - 135, Recaș
307340, Romania



Media indicelui de calitate al aerului (ICA): **38**

Prezentare generală zilnică: Parametrii indicelui de calitate al aerului (ICA)

	CAQI AQI	PM ₁₀ μg/m ³	PM _{2.5} μg/m ³	NO ₂ μg/m ³	O ₃ μg/m ³
Average	38	37.83	12.32	10.82	26.65
Maximum	53	53.75	17.17	19.82	42.2
Date	16/04/2026	16/04/2026	17/04/2026	14/04/2026	18/04/2026
Minimum	23	23.19	6.43	1.22	15.69
Date	18/04/2026	18/04/2026	18/04/2026	18/04/2026	14/04/2026

The data shown above is based on Media zilnică .

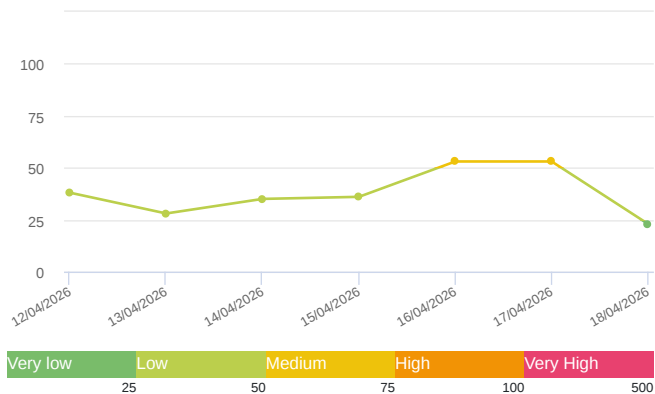
Prezentare generală zilnică: Alți parametri

	CO ppb	Temperature °C	Wind Speed m/s	Wind Direction degree	Battery %	SO ₂ ppb	R. Humidity %	PM ₁ μg/m ³	PM ₁₀₀ μg/m ³	Pressure HPa
Average	323.23	16.19	1.62	34.89	100	0	49.32	10.61	59.91	1006.16
Maximum	349.89	18.49	4.95	0.96	100	0	57.1	14.71	77.28	1007.88
Date	14/04/2026	15/04/2026	18/04/2026	18/04/2026	12/04/2026	12/04/2026	16/04/2026	17/04/2026	16/04/2026	15/04/2026
Minimum	277.15	11.04	0.41	5.21	100	0	43.65	5.35	45.02	1004.47
Date	18/04/2026	12/04/2026	15/04/2026	15/04/2026	12/04/2026	12/04/2026	18/04/2026	18/04/2026	18/04/2026	13/04/2026

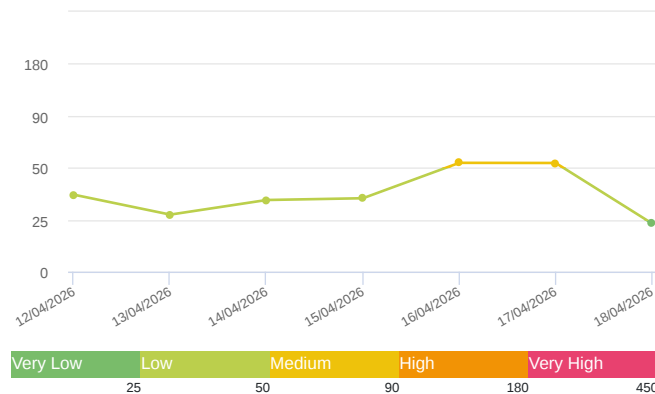
The data shown above is based on Media zilnică .

Media zilnică

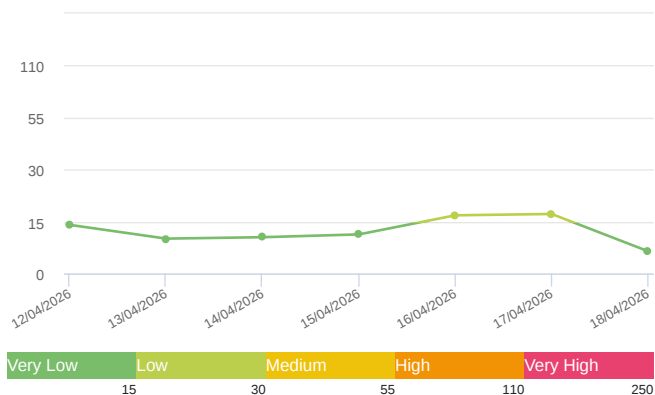
CAQI (AQI)



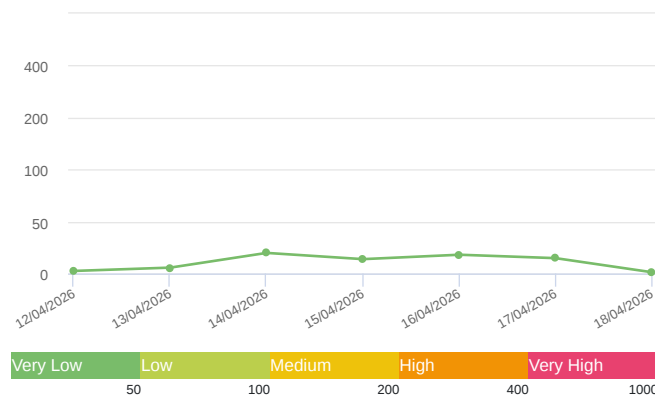
PM₁₀ (μg/m³)



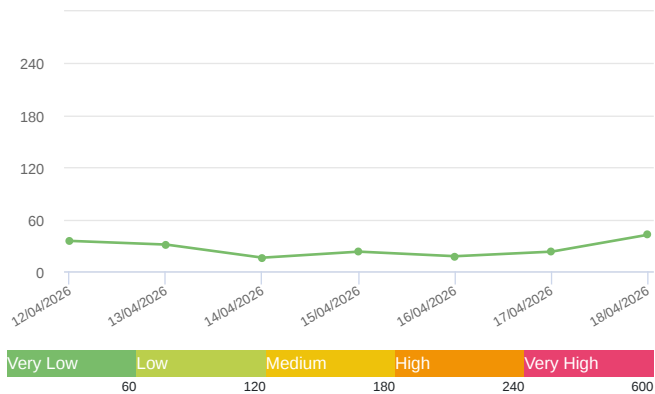
PM_{2.5} (μg/m³)



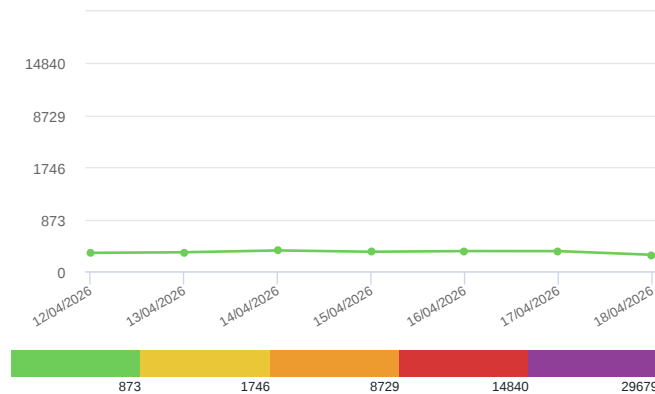
NO₂ (μg/m³)



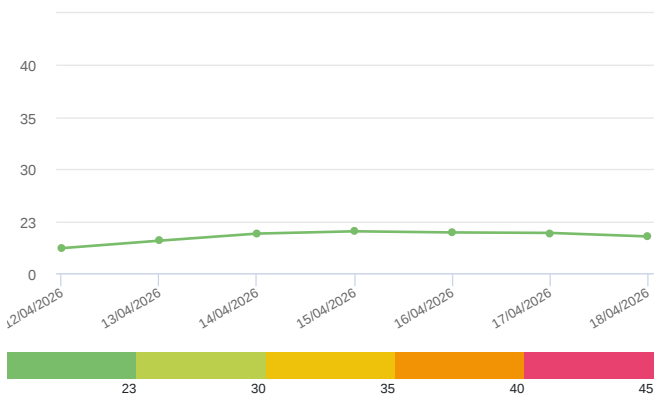
O₃ (μg/m³)



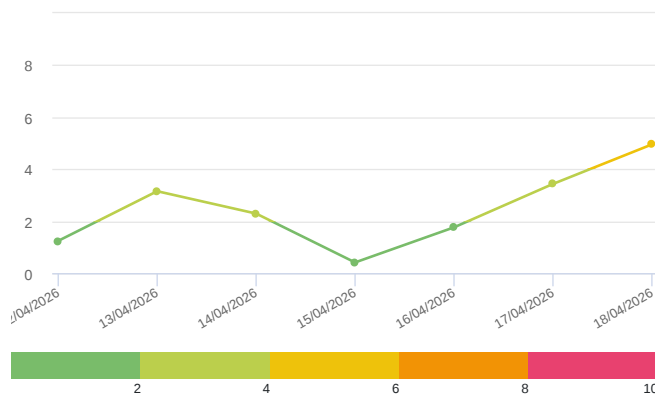
CO (ppb)



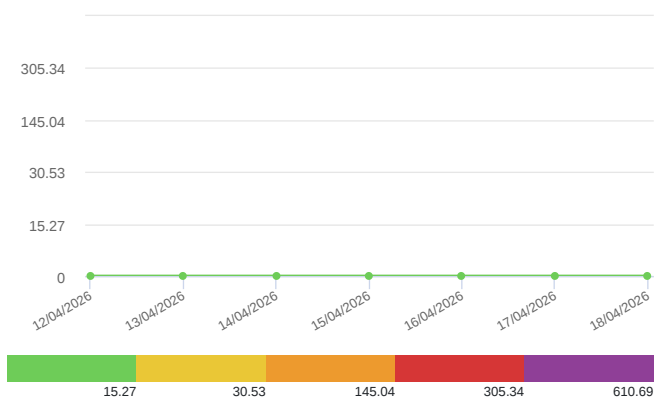
Temperature (°C)



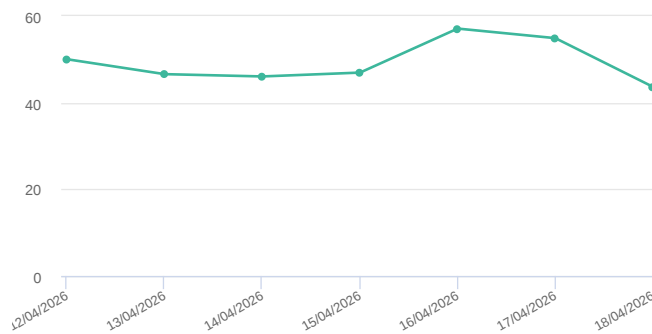
Wind Speed (m/s)



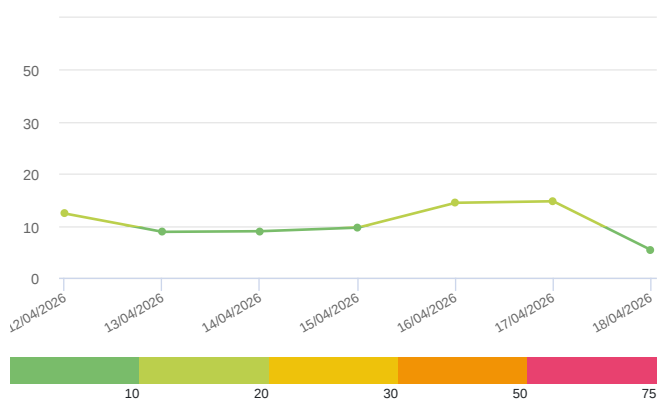
SO₂ (ppb)



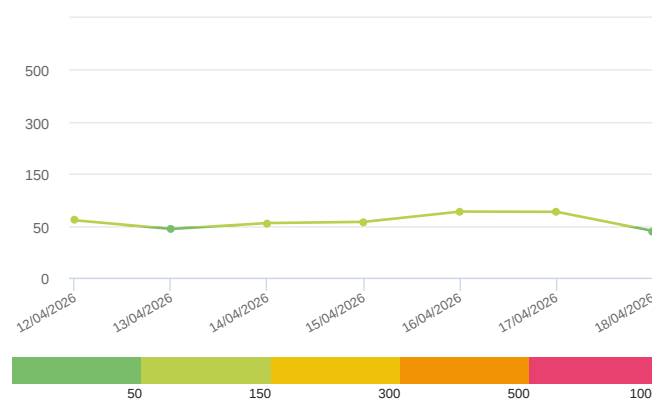
R. Humidity (%)



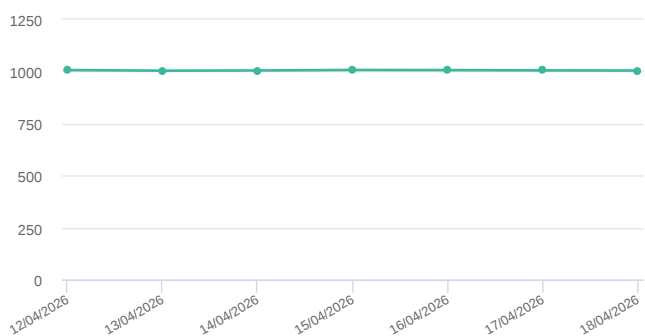
PM₁ (μg/m³)



PM₁₀₀ (μg/m³)

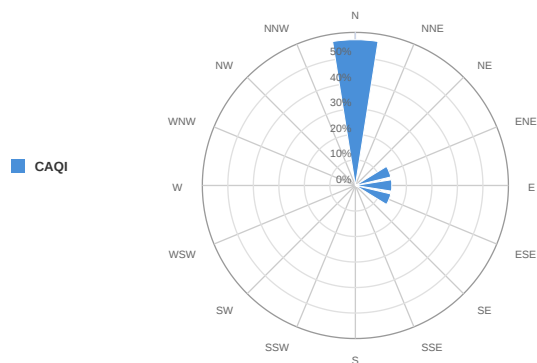


Pressure (hPa)

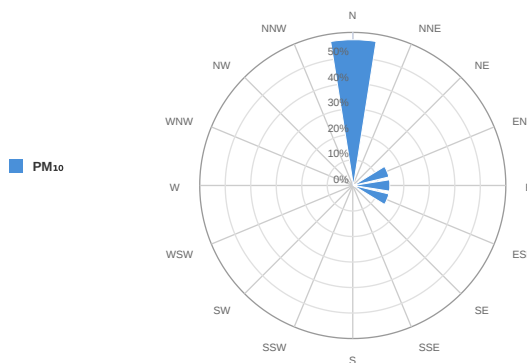


Media zilnică

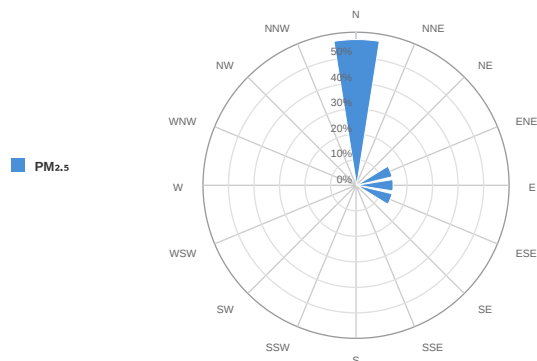
CAQI (AQI)



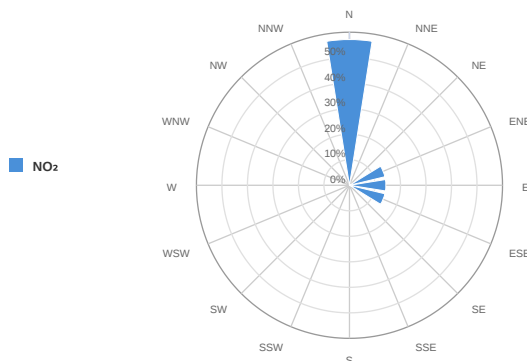
PM₁₀ (μg/m³)



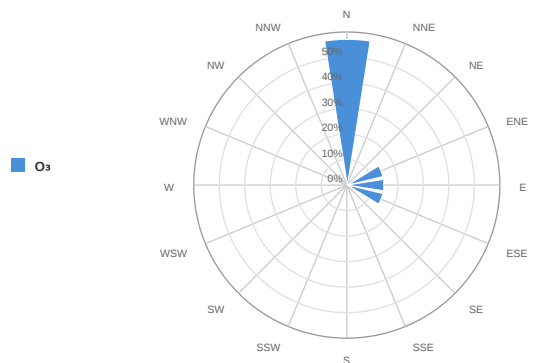
PM_{2.5} (μg/m³)



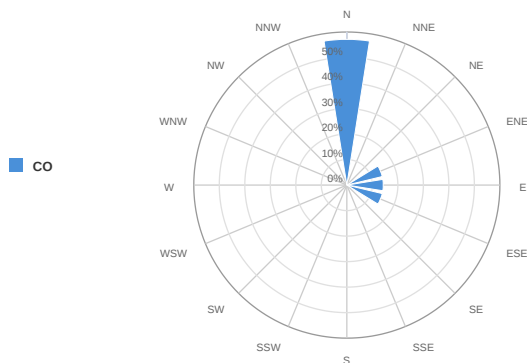
NO₂ (μg/m³)



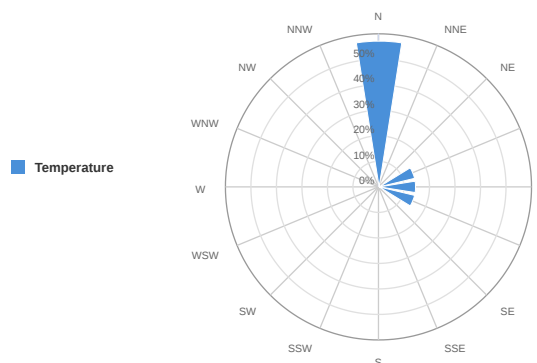
O₃ (μg/m³)



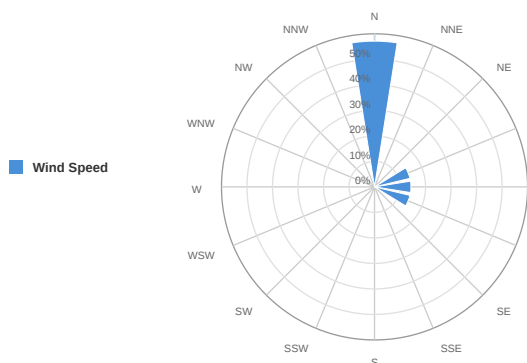
CO (ppb)



Temperature (°C)

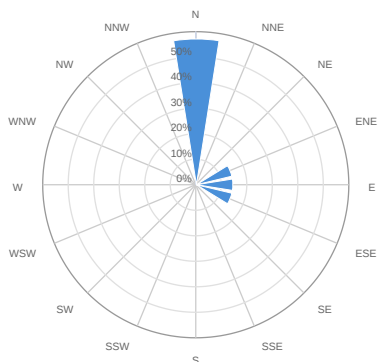


Wind Speed (m/s)



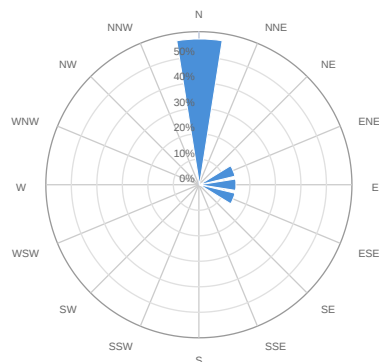
SO₂ (ppb)

■ SO₂



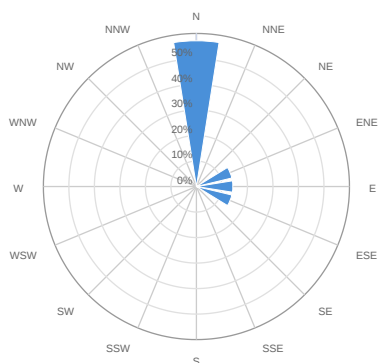
R. Humidity (%)

■ R. Humidity



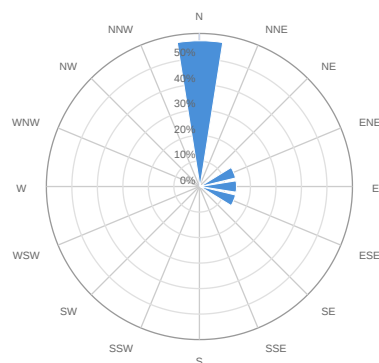
PM₁ (μg/m³)

■ PM₁



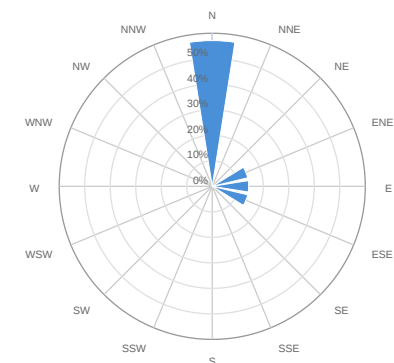
PM₁₀₀ (μg/m³)

■ PM₁₀₀



Pressure (HPa)

■ Pressure



Alerte

No alerts for the selected date and time range

Parametrii indicelui de calitate al aerului (ICA)

Media zilnică

To Date	CAQI AQI	PM ₁₀ μg/m ³	PM _{2.5} μg/m ³	NO ₂ μg/m ³	O ₃ μg/m ³
12/04/2026, 23:59	38	37.02	14.02	2.43	35.07
13/04/2026, 23:59	28	27.46	10.07	5.65	30.84
14/04/2026, 23:59	35	34.47	10.47	19.82	15.69
15/04/2026, 23:59	36	35.33	11.28	13.81	22.7
16/04/2026, 23:59	53	53.75	16.79	18.06	17.37
17/04/2026, 23:59	53	53.62	17.17	14.75	22.69
18/04/2026, 23:59	23	23.19	6.43	1.22	42.2

Alți parametri

Media zilnică

To Date	CO ppb	Temperature °C	Wind Speed m/s	Wind Direction degree	Battery %	SO ₂ ppb	R. Humidity %	PM ₁ μg/m ³	PM ₁₀₀ μg/m ³	Pressure HPa
12/04/2026, 23:59	309.76	11.04	1.24	72.82	100	0	50.02	12.35	60.55	1007.4
13/04/2026, 23:59	319.42	14.35	3.15	99.94	100	0	46.58	8.83	46.95	1004.47
14/04/2026, 23:59	349.89	17.48	2.29	118.3	100	0	46.05	8.95	55.24	1005.43
15/04/2026, 23:59	328.13	18.49	0.41	5.21	100	0	46.94	9.64	57.52	1007.88
16/04/2026, 23:59	339.84	17.99	1.76	358.66	100	0	57.1	14.42	77.28	1007.2
17/04/2026, 23:59	338.39	17.77	3.43	1.5	100	0	54.89	14.71	76.83	1005.76
18/04/2026, 23:59	277.15	16.22	4.95	0.96	100	0	43.65	5.35	45.02	1005.02

Oizom will not be responsible for Environmental Data accuracy once Validated