

Primaria Ortisoara

WEEKLY AIR-QUALITY REPORT

Timp de la: **15/03/2026, 00:00**
Timp până la: **22/03/2026, 00:00**

Numele dispozitivului: **Primaria Ortisoara**
Locația dispozitivului: **DN69 258/A, Orțișoara 307305, Romania**

Parametrii: **CAQI , NO₂ , O₃ , PM_{2.5} , PM₁₀ , Wind Speed , Wind Direction , CO , SO₂ , R. Humidity , PM₁ , PM₁₀₀ , Pressure , Temperature**

Primaria Ortisoara
DN69 258/A, Orțișoara 307305,
Romania



Media indicelui de calitate al aerului (ICA): **245**

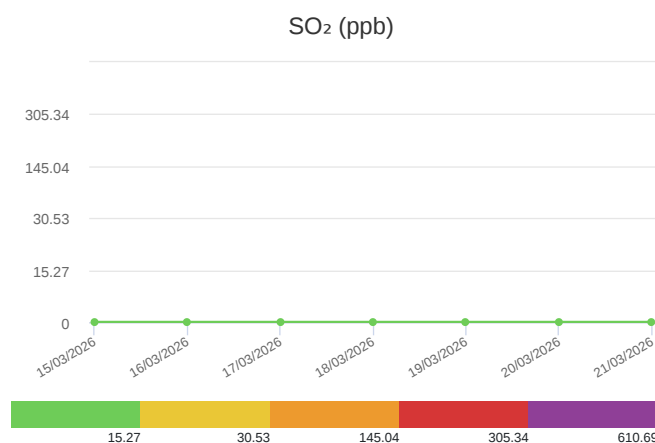
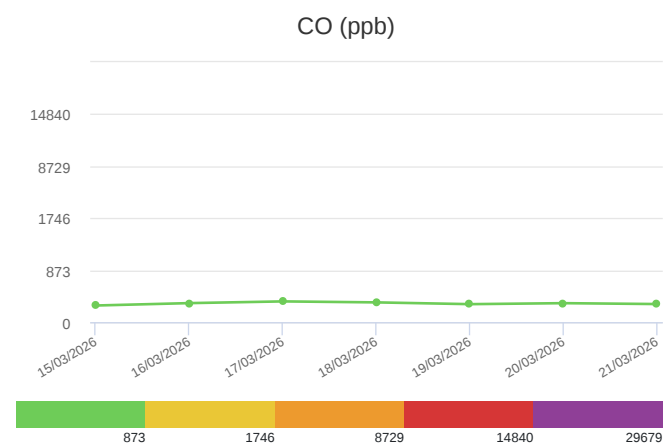
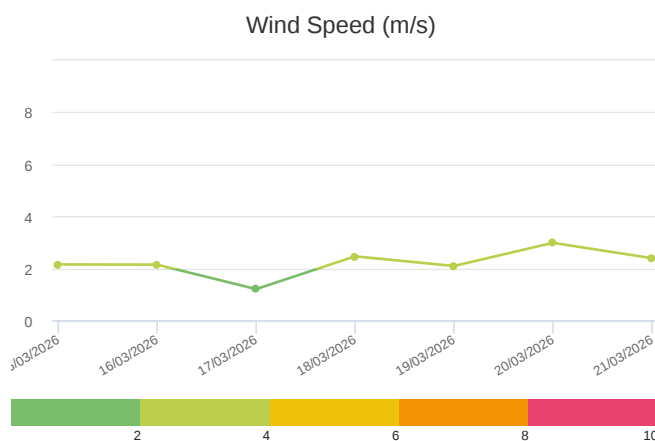
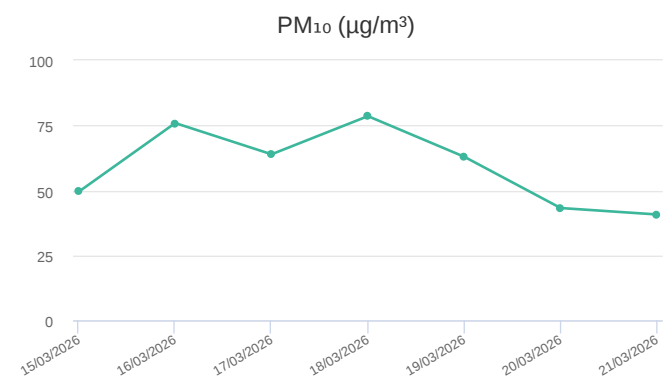
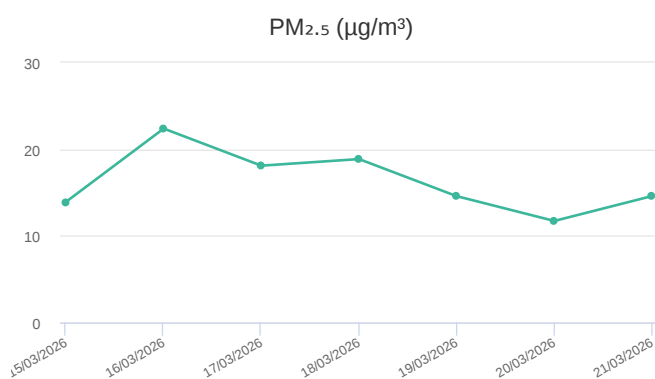
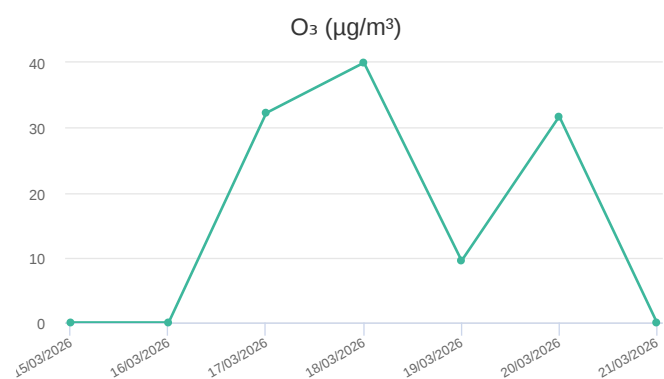
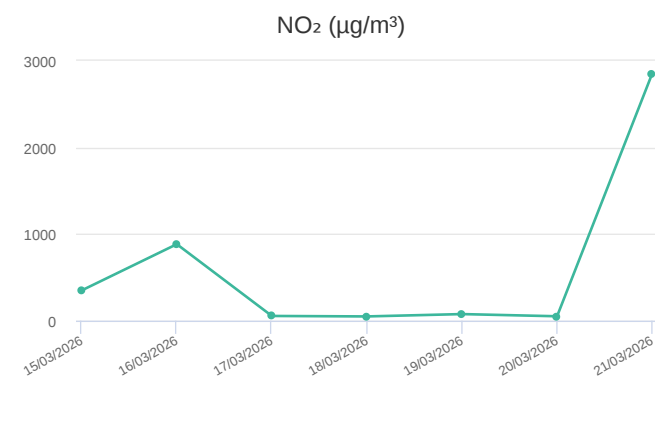
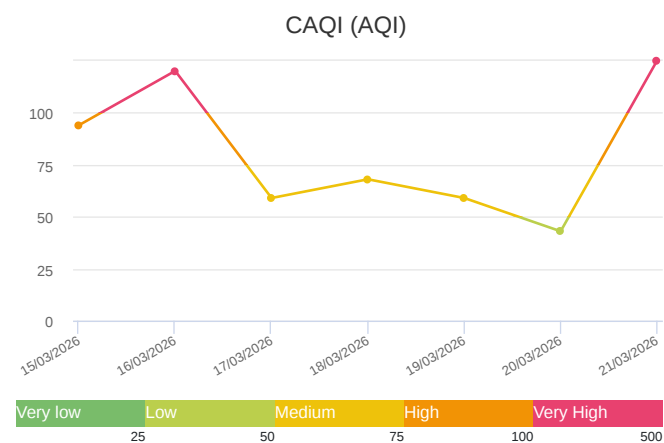
Prezentare generală zilnică: Parametrii indicelui de calitate al aerului (ICA)

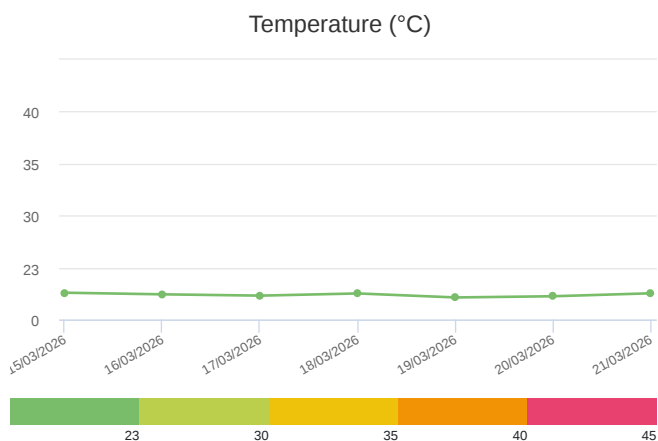
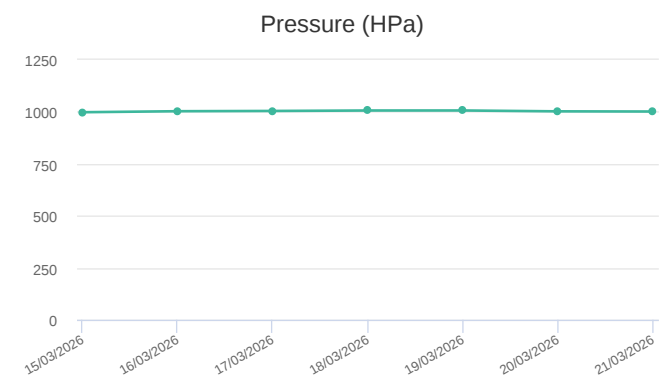
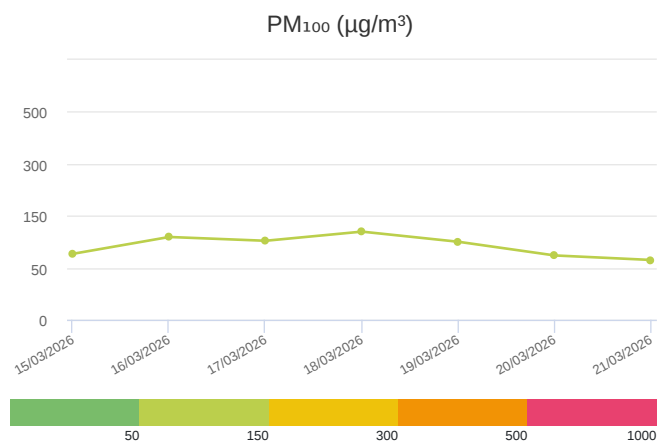
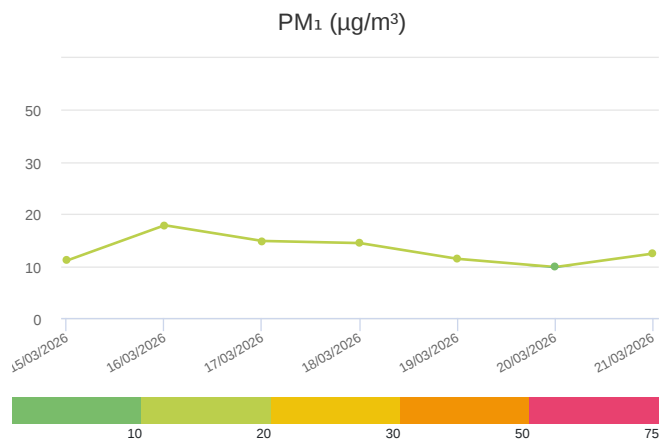
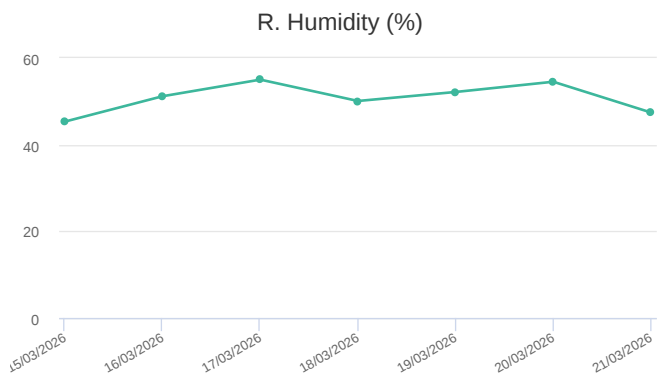
	CAQI AQI	NO ₂ μg/m ³	O ₃ μg/m ³	PM _{2.5} μg/m ³	PM ₁₀ μg/m ³
Average	245	616.23	0	16.31	59.23
Maximum	500	2849.98	39.98	22.38	78.54
Date	21/03/2026	21/03/2026	18/03/2026	16/03/2026	18/03/2026
Minimum	43	49.15	0	11.72	40.71
Date	20/03/2026	18/03/2026	15/03/2026	20/03/2026	21/03/2026

Prezentare generală zilnică: Alți parametri

	Wind Speed m/s	Wind Direction degree	Battery %	CO ppb	SO ₂ ppb	R. Humidity %	PM ₁ μg/m ³	PM ₁₀₀ μg/m ³	Pressure hPa	Temperature °C
Average	1.4	71.78	100	314.02	0	50.82	13.09	92.3	1002.99	10.98
Maximum	2.98	26.53	100	347.85	0	55.01	17.83	119.45	1006.35	11.87
Date	20/03/2026	20/03/2026	15/03/2026	17/03/2026	15/03/2026	17/03/2026	16/03/2026	18/03/2026	19/03/2026	15/03/2026
Minimum	1.2	358.14	100	278.65	0	45.33	9.79	65.02	997.97	9.77
Date	17/03/2026	17/03/2026	15/03/2026	15/03/2026	15/03/2026	15/03/2026	20/03/2026	21/03/2026	15/03/2026	19/03/2026

Media zilnică

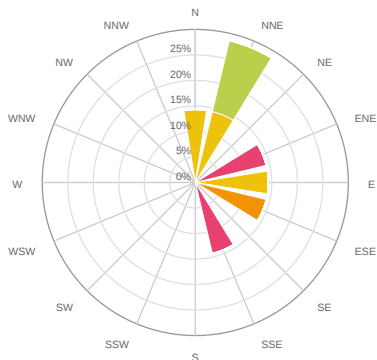




Media zilnică

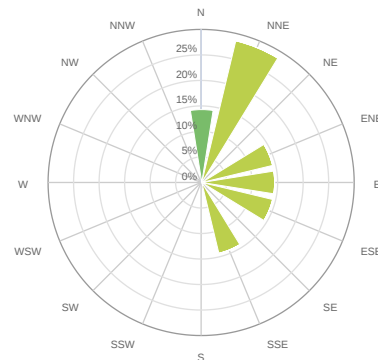
CAQI (AQI)

- > 100
- 75 - 100
- 50 - 75
- 25 - 50
- < 25



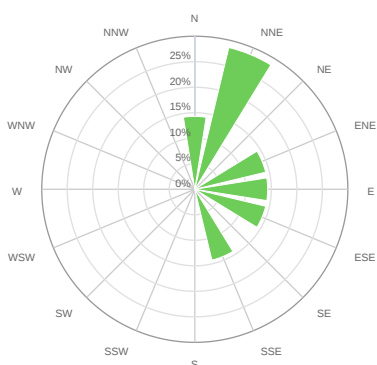
Wind Speed (m/s)

- > 8
- 6 - 8
- 4 - 6
- 2 - 4
- < 2



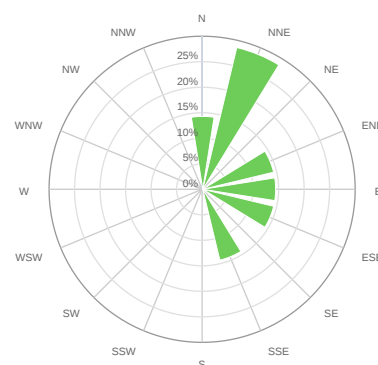
CO (ppb)

- > 14840
- 8729 - 14840
- 1746 - 8729
- 873 - 1746
- < 873



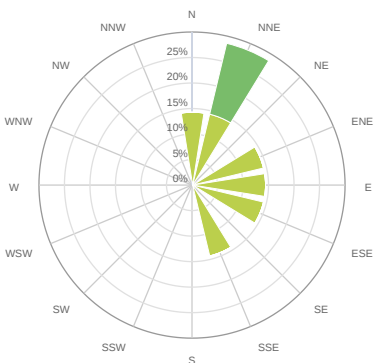
SO₂ (ppb)

- > 305.34
- 145.04 - 305.34
- 30.53 - 145.04
- 15.27 - 30.53
- < 15.27



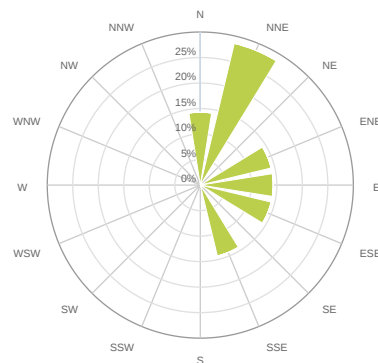
PM₁ (μg/m³)

- > 50
- 30 - 50
- 20 - 30
- 10 - 20
- < 10



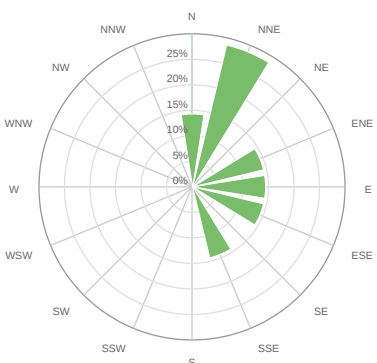
PM₁₀₀ (μg/m³)

- > 500
- 300 - 500
- 150 - 300
- 50 - 150
- < 50



Temperature (°C)

- > 40
- 35 - 40
- 30 - 35
- 23 - 30
- < 23



Alerte

No alerts for the selected date and time range

Parametrii indicelui de calitate al aerului (ICA)

Media zilnică

To Date	CAQI AQI	NO ₂ μg/m ³	O ₃ μg/m ³	PM _{2.5} μg/m ³	PM ₁₀ μg/m ³
15/03/2026, 23:59	94	349.79	0	13.93	49.5
16/03/2026, 23:59	422	882.95	0	22.38	75.88
17/03/2026, 23:59	59	54.57	32.25	18.1	63.87
18/03/2026, 23:59	68	49.15	39.98	18.86	78.54
19/03/2026, 23:59	59	76.18	9.51	14.58	62.91
20/03/2026, 23:59	43	51.01	31.71	11.72	43.19
21/03/2026, 23:59	500	2849.98	0	14.59	40.71

Alți parametri

Media zilnică

To Date	Wind Speed m/s	Wind Direction degree	Battery %	CO ppb	SO ₂ ppb	R. Humidity %	PM ₁ μg/m ³	PM ₁₀₀ μg/m ³	Pressure HPa	Temperature °C
15/03/2026, 23:59	2.15	119.21	100	278.65	0	45.33	11.05	76.85	997.97	11.87
16/03/2026, 23:59	2.14	164.33	100	318.96	0	51.18	17.83	109.18	1002.8	11.16
17/03/2026, 23:59	1.2	358.14	100	347.85	0	55.01	14.81	101.94	1004.06	10.59
18/03/2026, 23:59	2.46	93.5	100	330.6	0	50.08	14.4	119.45	1006.22	11.54
19/03/2026, 23:59	2.09	23.02	100	300.95	0	52.16	11.37	100	1006.35	9.77
20/03/2026, 23:59	2.98	26.53	100	318.06	0	54.52	9.79	73.67	1002.19	10.3
21/03/2026, 23:59	2.39	76.75	100	303.09	0	47.43	12.38	65.02	1001.33	11.61

Oizom will not be responsible for Environmental Data accuracy once Validated