

Primaria Ortisoara

WEEKLY AIR-QUALITY REPORT

Timp de la: **22/02/2026, 00:00**
Timp până la: **01/03/2026, 00:00**

Numele dispozitivului: **Primaria Ortisoara**
Locația dispozitivului: **DN69 258/A, Orțișoara 307305, Romania**

Parametrii: **CAQI , NO₂ , O₃ , PM_{2.5} , PM₁₀ , Wind Speed , Wind Direction , CO , SO₂ , R. Humidity , PM₁ , PM₁₀₀ , Pressure , Temperature**

Primaria Ortisoara
DN69 258/A, Orțișoara 307305,
Romania



Media indicelui de calitate al aerului (ICA): **47**

Prezentare generală zilnică: Parametrii indicelui de calitate al aerului (ICA)

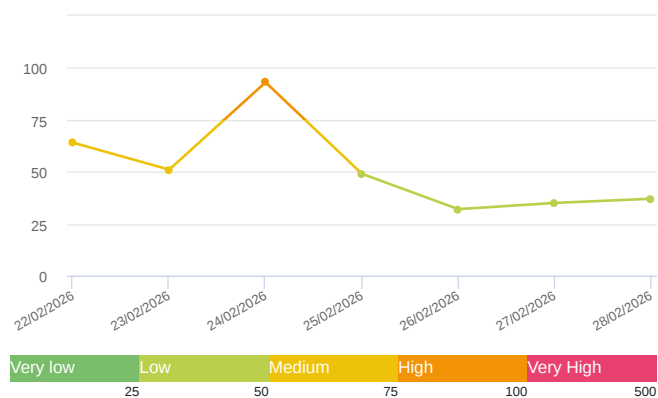
	CAQI AQI	NO ₂ μg/m ³	O ₃ μg/m ³	PM _{2.5} μg/m ³	PM ₁₀ μg/m ³
Average	47	94.08	0	17.81	43.06
Maximum	93	337.96	45.29	34.89	71.51
Date	24/02/2026	24/02/2026	28/02/2026	22/02/2026	22/02/2026
Minimum	32	43.88	0	10.45	29.04
Date	26/02/2026	22/02/2026	24/02/2026	26/02/2026	24/02/2026

Prezentare generală zilnică: Alți parametri

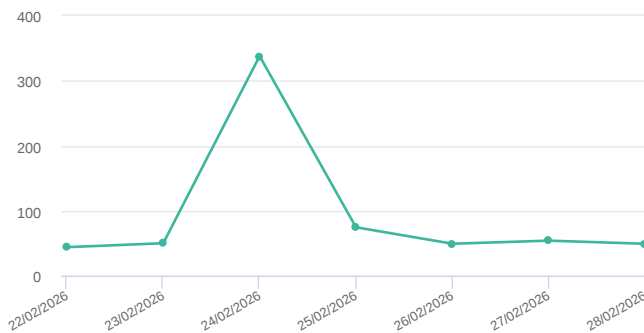
	Wind Speed m/s	Wind Direction degree	Battery %	CO ppb	SO ₂ ppb	R. Humidity %	PM ₁ μg/m ³	PM ₁₀₀ μg/m ³	Pressure hPa	Temperature °C
Average	0.48	265.87	100	350.14	0	73.17	16.03	63.91	1010.5	7.43
Maximum	4.44	294.72	100	393.84	0.22	82.55	32.08	93.16	1015.83	9.07
Date	24/02/2026	24/02/2026	22/02/2026	25/02/2026	25/02/2026	22/02/2026	22/02/2026	25/02/2026	26/02/2026	24/02/2026
Minimum	1.41	322.38	100	317.28	0	62.18	9.25	39.68	1002.62	5.62
Date	25/02/2026	25/02/2026	22/02/2026	28/02/2026	23/02/2026	28/02/2026	26/02/2026	24/02/2026	24/02/2026	22/02/2026

Media zilnică

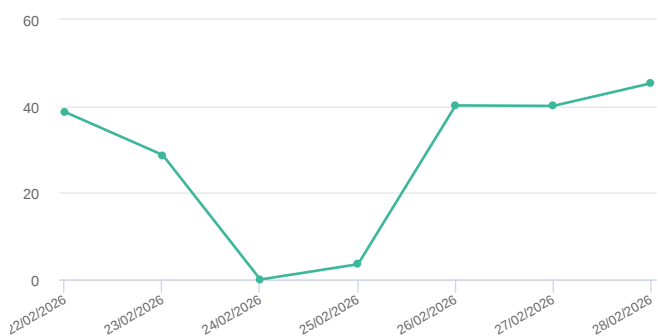
CAQI (AQI)



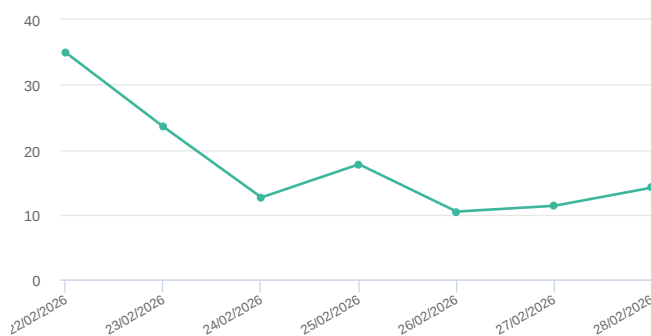
NO₂ (μg/m³)



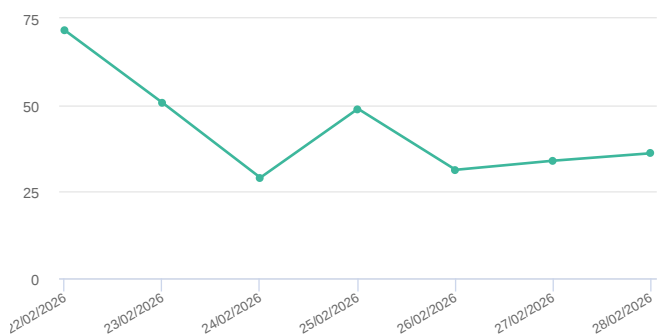
O₃ (μg/m³)



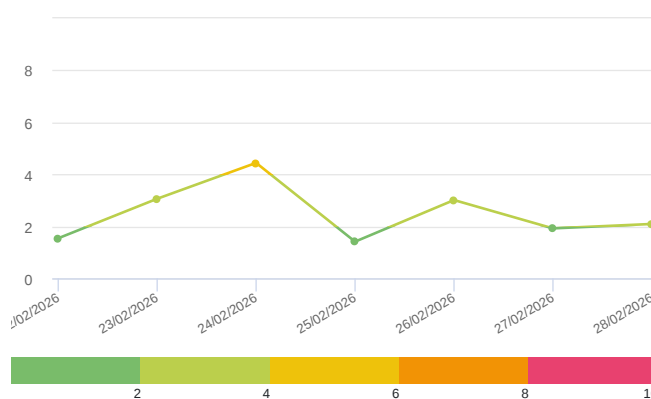
PM_{2.5} (μg/m³)



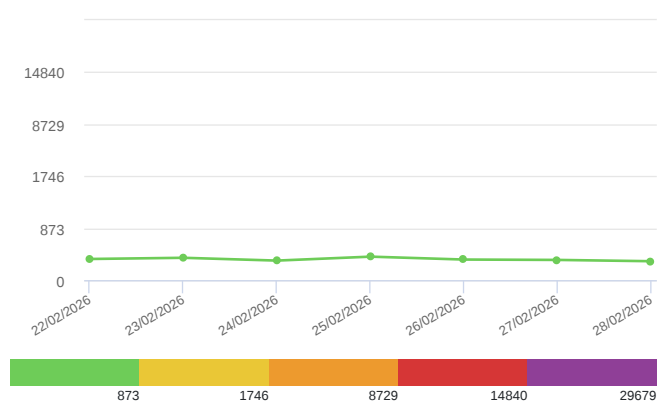
PM₁₀ (μg/m³)



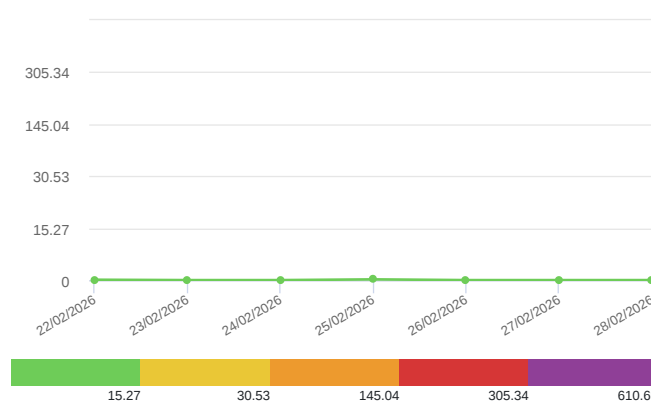
Wind Speed (m/s)



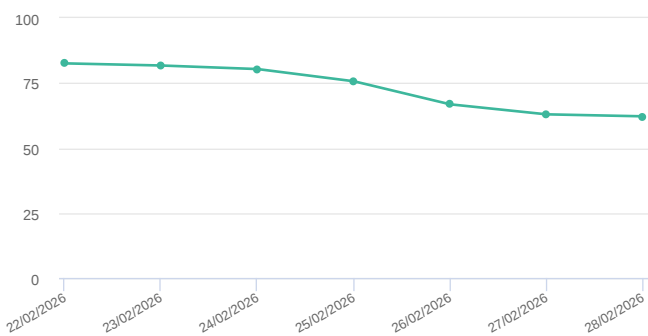
CO (ppb)



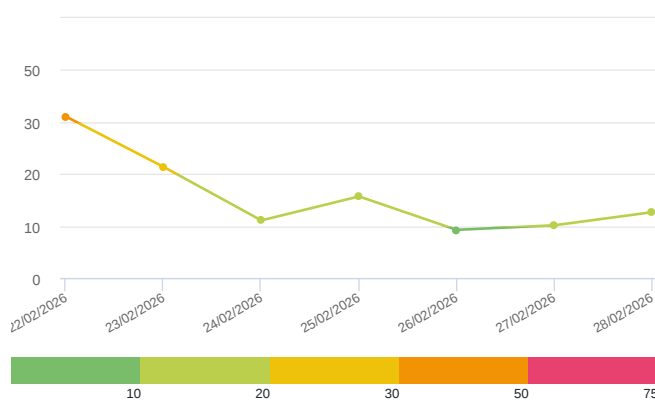
SO₂ (ppb)



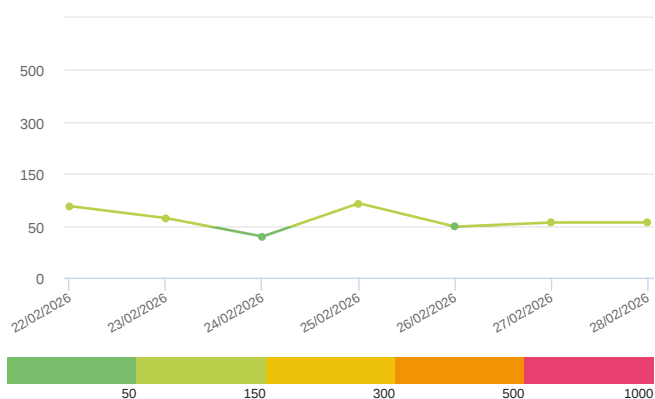
R. Humidity (%)



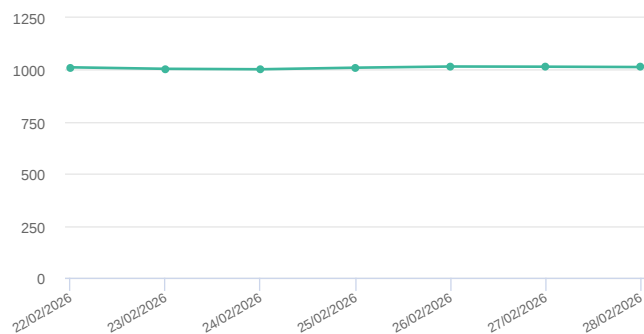
PM₁ (μg/m³)



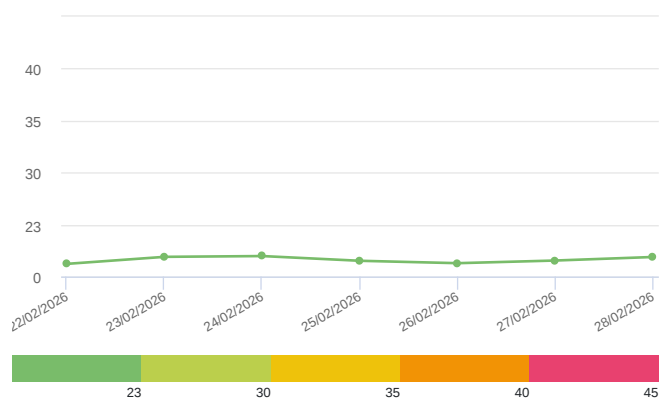
PM₁₀₀ (μg/m³)



Pressure (hPa)



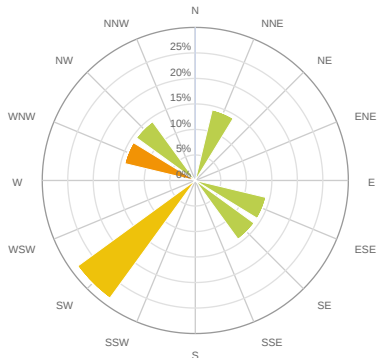
Temperature (°C)



Media zilnică

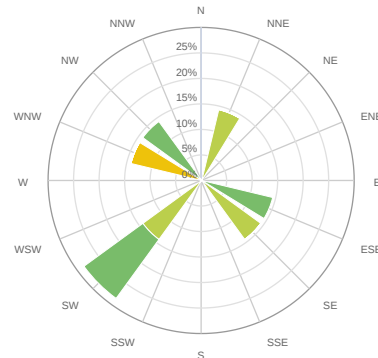
CAQI (AQI)

- > 100
- 75 - 100
- 50 - 75
- 25 - 50
- < 25



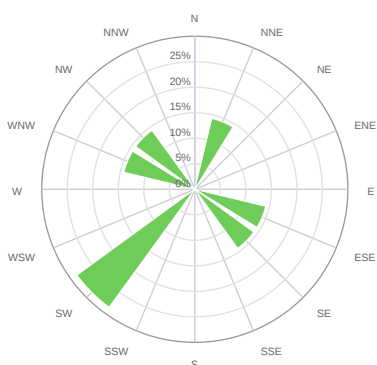
Wind Speed (m/s)

- > 8
- 6 - 8
- 4 - 6
- 2 - 4
- < 2



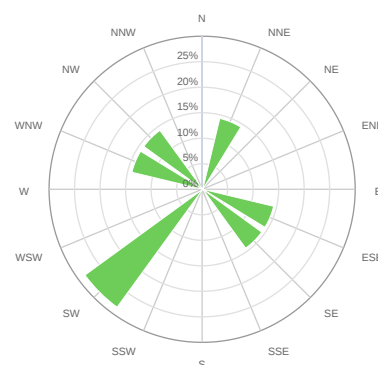
CO (ppb)

- > 14840
- 8729 - 14840
- 1746 - 8729
- 873 - 1746
- < 873



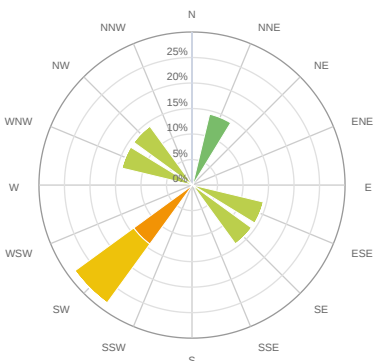
SO₂ (ppb)

- > 305.34
- 145.04 - 305.34
- 30.53 - 145.04
- 15.27 - 30.53
- < 15.27



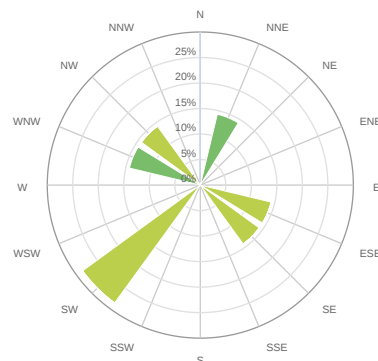
PM₁ (μg/m³)

- > 50
- 30 - 50
- 20 - 30
- 10 - 20
- < 10



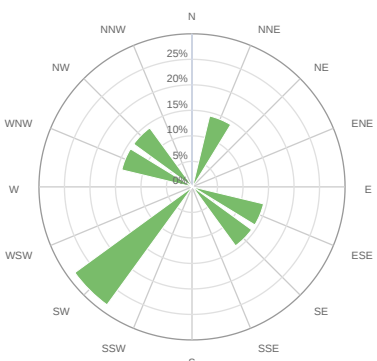
PM₁₀₀ (μg/m³)

- > 500
- 300 - 500
- 150 - 300
- 50 - 150
- < 50



Temperature (°C)

- > 40
- 35 - 40
- 30 - 35
- 23 - 30
- < 23



Alerte

No alerts for the selected date and time range

Parametrii indicelui de calitate al aerului (ICA)

Media zilnică

To Date	CAQI AQI	NO ₂ μg/m ³	O ₃ μg/m ³	PM _{2.5} μg/m ³	PM ₁₀ μg/m ³
22/02/2026, 23:59	64	43.88	38.66	34.89	71.51
23/02/2026, 23:59	51	49.97	28.75	23.47	50.62
24/02/2026, 23:59	93	337.96	0	12.63	29.04
25/02/2026, 23:59	49	74.5	3.52	17.73	48.92
26/02/2026, 23:59	32	49.2	40.18	10.45	31.3
27/02/2026, 23:59	35	53.9	40.07	11.34	33.93
28/02/2026, 23:59	37	49.13	45.29	14.14	36.08

Alți parametri

Media zilnică

To Date	Wind Speed m/s	Wind Direction degree	Battery %	CO ppb	SO ₂ ppb	R. Humidity %	PM ₁ μg/m ³	PM ₁₀₀ μg/m ³	Pressure HPa	Temperature °C
22/02/2026, 23:59	1.54	221.55	100	354.62	0.11	82.55	32.08	87.84	1011.92	5.62
23/02/2026, 23:59	3.06	219.19	100	374.85	0	81.73	21.35	64.74	1004.73	8.71
24/02/2026, 23:59	4.44	294.72	100	327.16	0	80.36	11.07	39.68	1002.62	9.07
25/02/2026, 23:59	1.41	322.38	100	393.84	0.22	75.66	15.68	93.16	1010.21	6.98
26/02/2026, 23:59	3.01	26.38	100	344.73	0	66.79	9.25	49.17	1015.83	5.91
27/02/2026, 23:59	1.92	116.29	100	338.52	0	62.94	10.13	56.31	1014.93	7.08
28/02/2026, 23:59	2.09	137.21	100	317.28	0	62.18	12.64	56.45	1013.23	8.65

Oizom will not be responsible for Environmental Data accuracy once Validated