

Primaria Ortisoara

WEEKLY AIR-QUALITY REPORT

Timp de la: **08/03/2026, 00:00**
Timp până la: **15/03/2026, 00:00**

Numele dispozitivului: **Primaria Ortisoara**
Locația dispozitivului: **DN69 258/A, Orțișoara 307305, Romania**

Parametrii: **CAQI , NO₂ , O₃ , PM_{2.5} , PM₁₀ , Wind Speed , Wind Direction , CO , SO₂ , R. Humidity , PM₁ , PM₁₀₀ , Pressure , Temperature**

Primaria Ortisoara
DN69 258/A, Orțișoara 307305,
Romania



Media indicelui de calitate al aerului (ICA): **500**

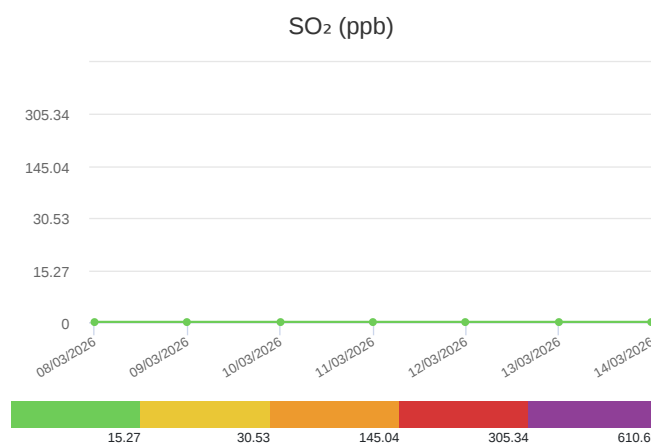
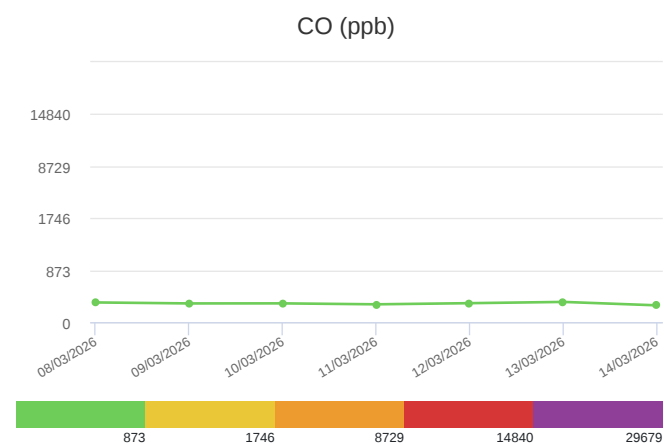
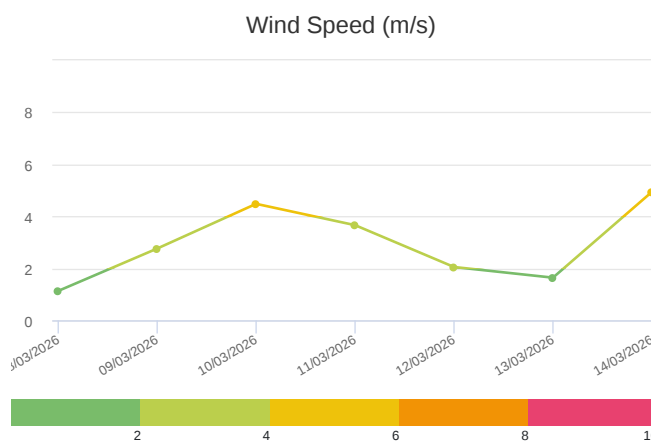
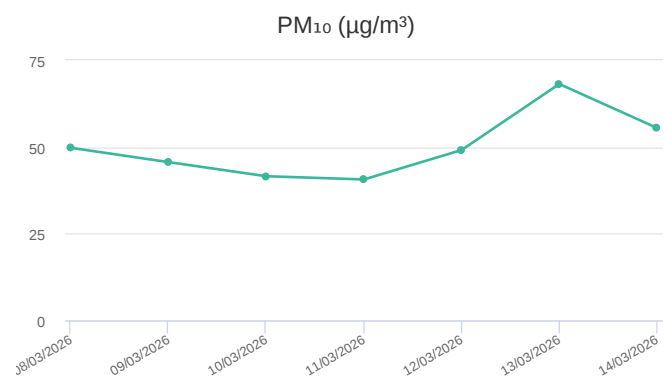
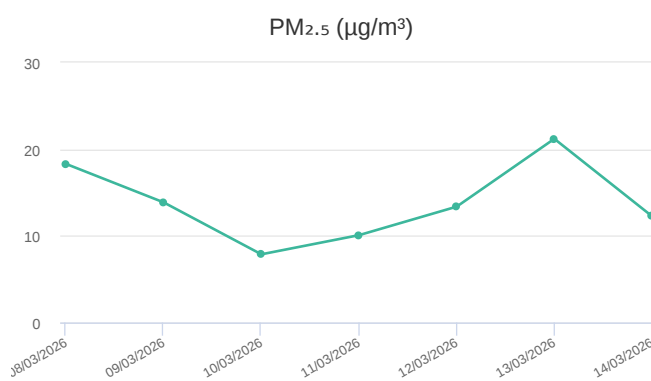
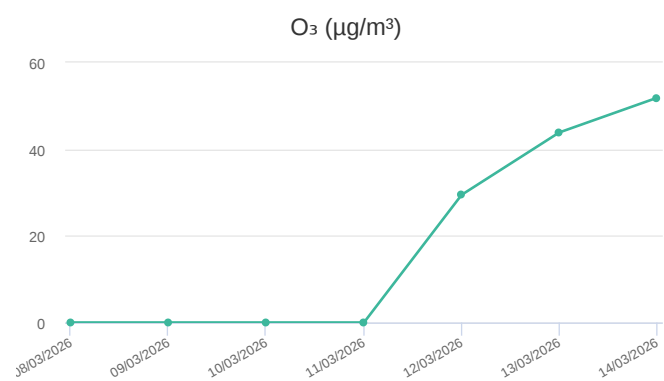
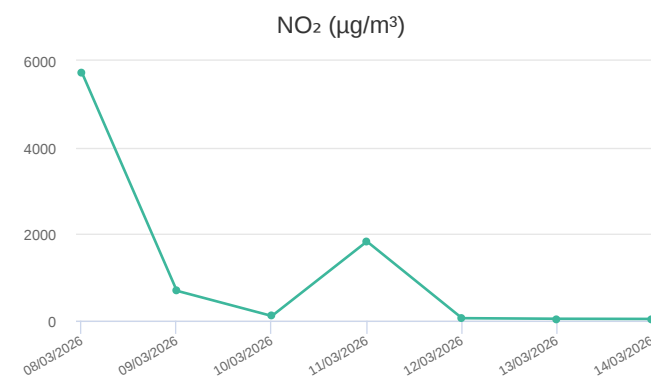
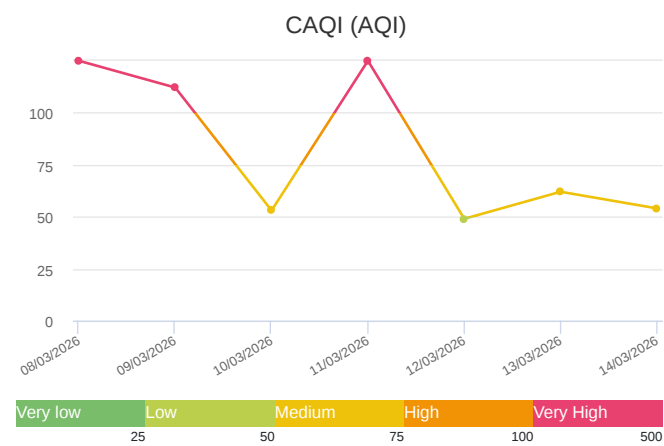
Prezentare generală zilnică: Parametrii indicelui de calitate al aerului (ICA)

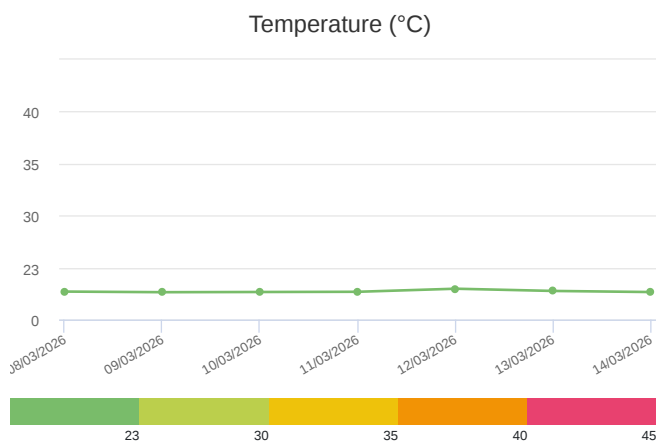
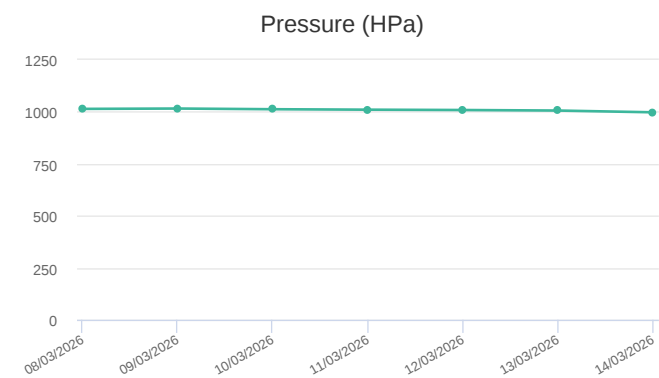
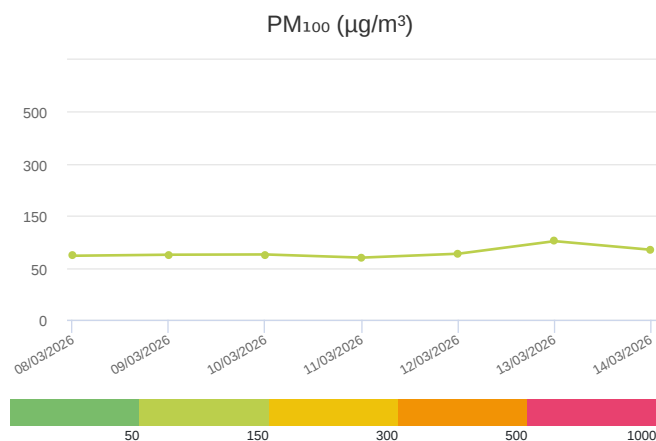
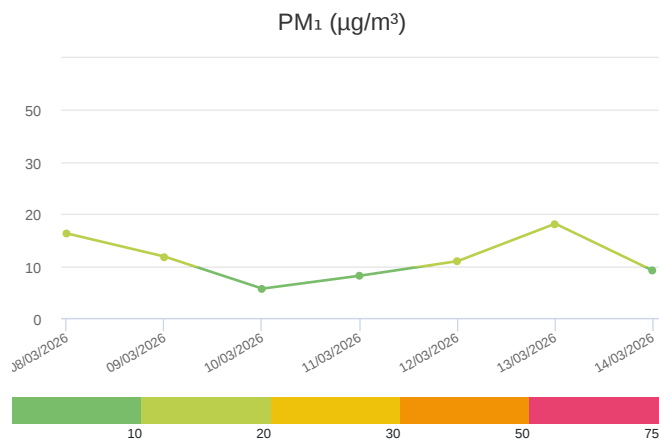
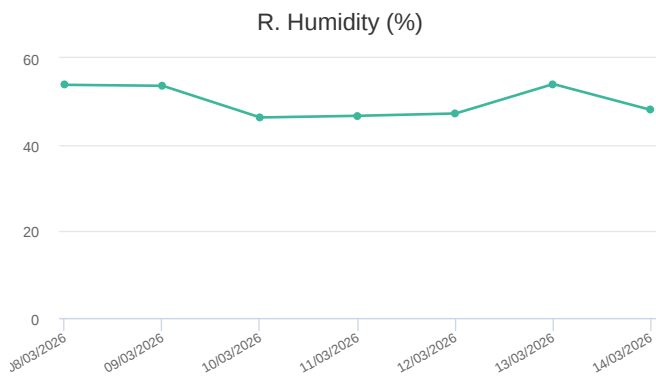
	CAQI AQI	NO ₂ μg/m ³	O ₃ μg/m ³	PM _{2.5} μg/m ³	PM ₁₀ μg/m ³
Average	500	1215.68	0	13.85	50.06
Maximum	500	5737.41	51.86	21.2	68.18
Date	08/03/2026	08/03/2026	14/03/2026	13/03/2026	13/03/2026
Minimum	49	40.71	0	7.87	40.64
Date	12/03/2026	14/03/2026	08/03/2026	10/03/2026	11/03/2026

Prezentare generală zilnică: Alți parametri

	Wind Speed m/s	Wind Direction degree	Battery %	CO ppb	SO ₂ ppb	R. Humidity %	PM ₁ μg/m ³	PM ₁₀₀ μg/m ³	Pressure hPa	Temperature °C
Average	2.73	157.94	100	313.27	0	49.94	11.43	79.46	1009.19	12.48
Maximum	4.94	163.14	100	338.77	0	53.99	18.13	101.24	1015.67	13.63
Date	14/03/2026	14/03/2026	08/03/2026	13/03/2026	08/03/2026	13/03/2026	13/03/2026	13/03/2026	09/03/2026	12/03/2026
Minimum	1.13	61.52	100	280.95	0	46.28	5.64	69.53	997.56	12.1
Date	08/03/2026	08/03/2026	08/03/2026	14/03/2026	08/03/2026	10/03/2026	10/03/2026	11/03/2026	14/03/2026	09/03/2026

Media zilnică

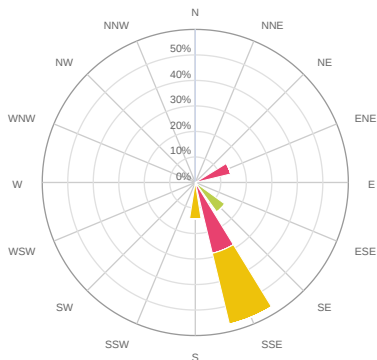




Media zilnică

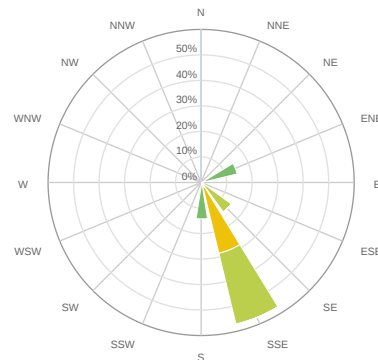
CAQI (AQI)

- > 100
- 75 - 100
- 50 - 75
- 25 - 50
- < 25



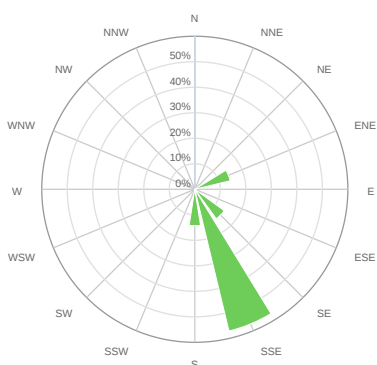
Wind Speed (m/s)

- > 8
- 6 - 8
- 4 - 6
- 2 - 4
- < 2



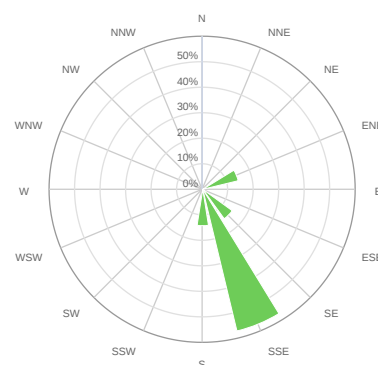
CO (ppb)

- > 14840
- 8729 - 14840
- 1746 - 8729
- 873 - 1746
- < 873



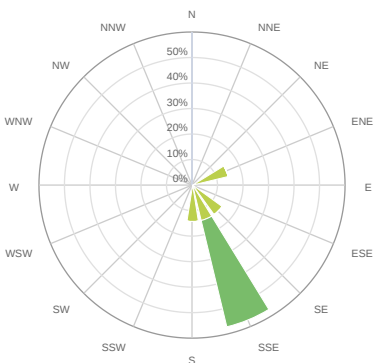
SO₂ (ppb)

- > 305.34
- 145.04 - 305.34
- 30.53 - 145.04
- 15.27 - 30.53
- < 15.27



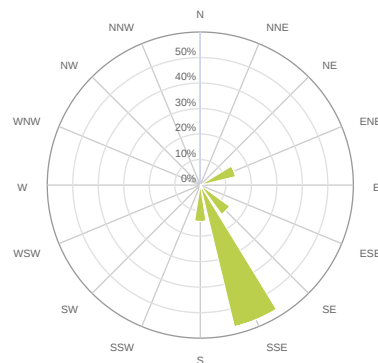
PM₁ (μg/m³)

- > 50
- 30 - 50
- 20 - 30
- 10 - 20
- < 10



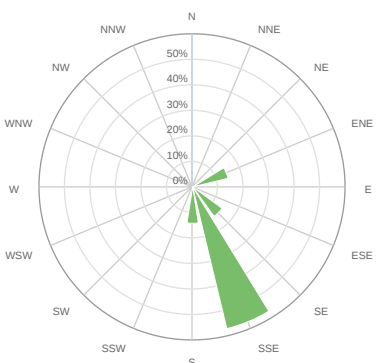
PM₁₀₀ (μg/m³)

- > 500
- 300 - 500
- 150 - 300
- 50 - 150
- < 50



Temperature (°C)

- > 40
- 35 - 40
- 30 - 35
- 23 - 30
- < 23



Alerte

No alerts for the selected date and time range

Parametrii indicelui de calitate al aerului (ICA)

Media zilnică

To Date	CAQI AQI	NO ₂ μg/m ³	O ₃ μg/m ³	PM _{2.5} μg/m ³	PM ₁₀ μg/m ³
08/03/2026, 23:59	500	5737.41	0	18.3	49.76
09/03/2026, 23:59	294	690.7	0	13.86	45.63
10/03/2026, 23:59	53	109.02	0	7.87	41.57
11/03/2026, 23:59	500	1829.12	0	10.08	40.64
12/03/2026, 23:59	49	58.11	29.47	13.37	49.13
13/03/2026, 23:59	62	44.69	43.87	21.2	68.18
14/03/2026, 23:59	54	40.71	51.86	12.27	55.51

Alți parametri

Media zilnică

To Date	Wind Speed m/s	Wind Direction degree	Battery %	CO ppb	SO ₂ ppb	R. Humidity %	PM ₁ μg/m ³	PM ₁₀₀ μg/m ³	Pressure HPa	Temperature °C
08/03/2026, 23:59	1.13	61.52	100	329.81	0	53.81	16.25	73.08	1013.98	12.37
09/03/2026, 23:59	2.76	153.05	100	313.44	0	53.59	11.8	75.1	1015.67	12.1
10/03/2026, 23:59	4.48	163.56	100	314.05	0	46.28	5.64	75.64	1012.37	12.19
11/03/2026, 23:59	3.66	166.95	100	298.51	0	46.66	8.13	69.53	1010.2	12.28
12/03/2026, 23:59	2.05	138.51	100	317.34	0	47.2	10.93	77.04	1008.58	13.63
13/03/2026, 23:59	1.64	178.58	100	338.77	0	53.99	18.13	101.24	1006	12.64
14/03/2026, 23:59	4.94	163.14	100	280.95	0	48.02	9.1	84.57	997.56	12.16

Oizom will not be responsible for Environmental Data accuracy once Validated