

Primaria Ortisoara

WEEKLY AIR-QUALITY REPORT

Timp de la: **12/04/2026, 00:00**
Timp până la: **19/04/2026, 00:00**

Numele dispozitivului: **Primaria Ortisoara**
Locația dispozitivului: **DN69 258/A, Orțișoara 307305, Romania**

Parametrii: **CAQI , PM₁₀ , PM_{2.5} , NO₂ , O₃ , CO , Temperature , Wind Speed , Wind Direction , SO₂ , R. Humidity , PM₁ , PM₁₀₀ , Pressure**

Primaria Ortisoara
DN69 258/A, Orțișoara 307305,
Romania



Media indicelui de calitate al aerului (ICA): **500**

Prezentare generală zilnică: Parametrii indicelui de calitate al aerului (ICA)

	CAQI AQI	PM ₁₀ μg/m ³	PM _{2.5} μg/m ³	NO ₂ μg/m ³	O ₃ μg/m ³
Average	500	37.29	11.88	2523.73	0
Maximum	500	55.9	18.86	3723.62	124.18
Date	13/04/2026	17/04/2026	17/04/2026	15/04/2026	12/04/2026
Minimum	53	22.12	7.4	29.93	0
Date	12/04/2026	13/04/2026	13/04/2026	12/04/2026	13/04/2026

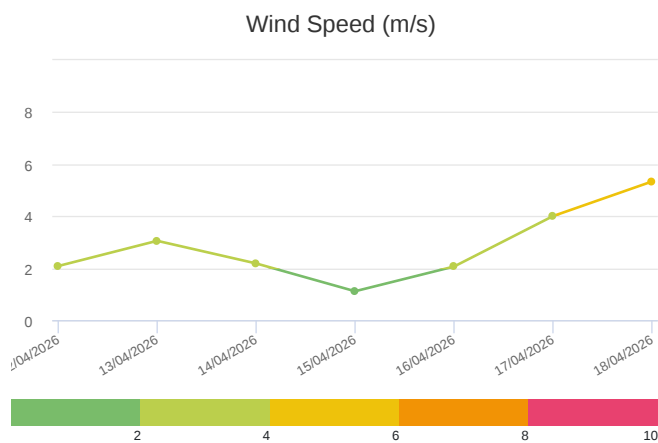
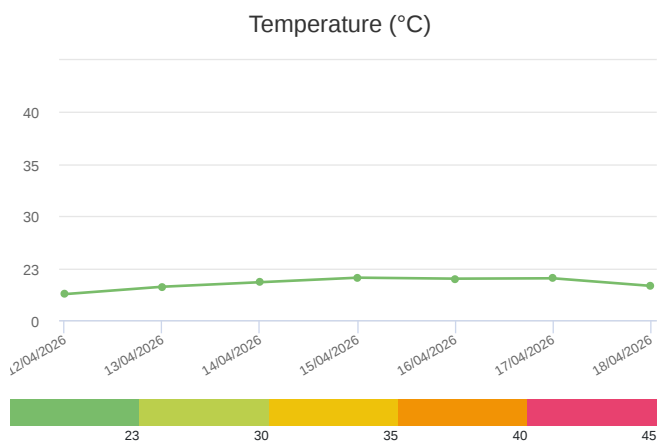
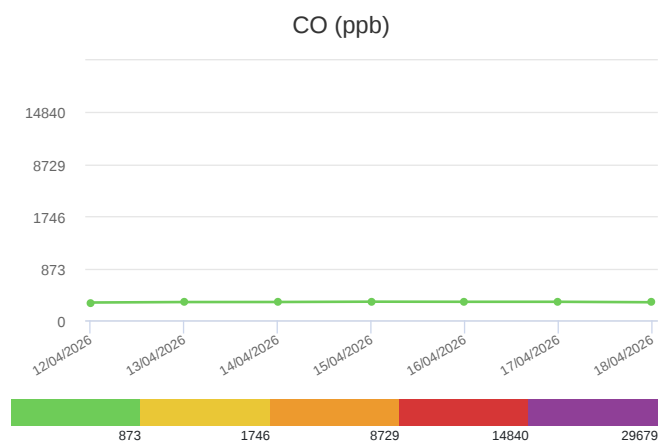
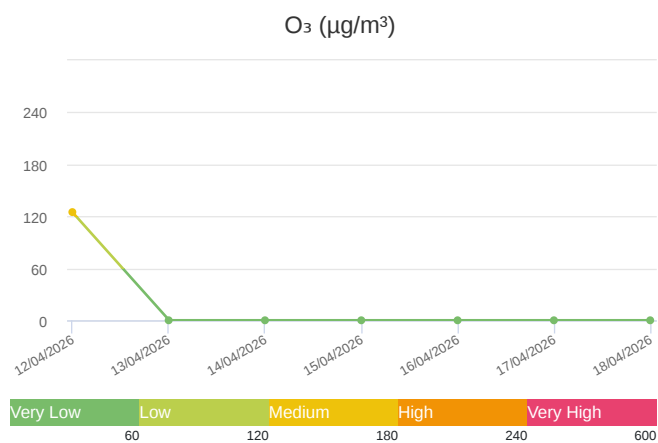
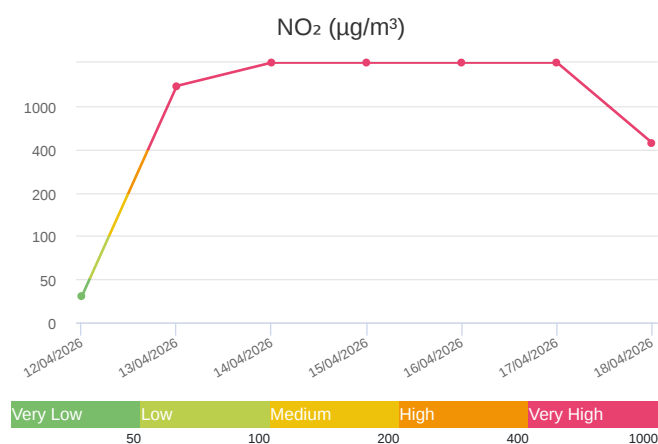
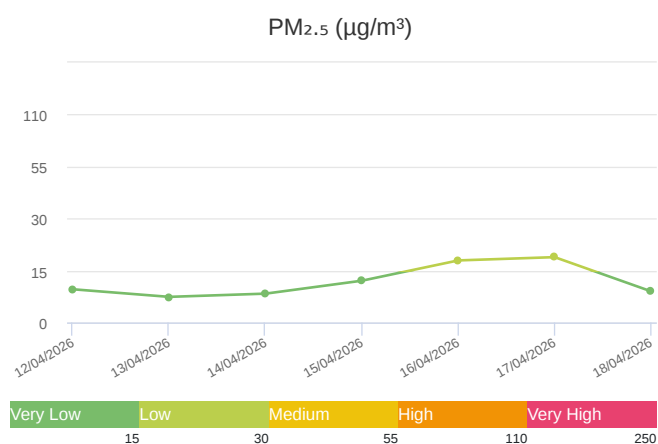
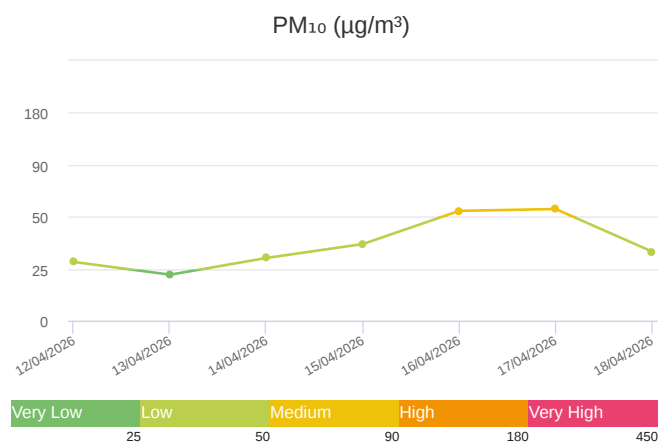
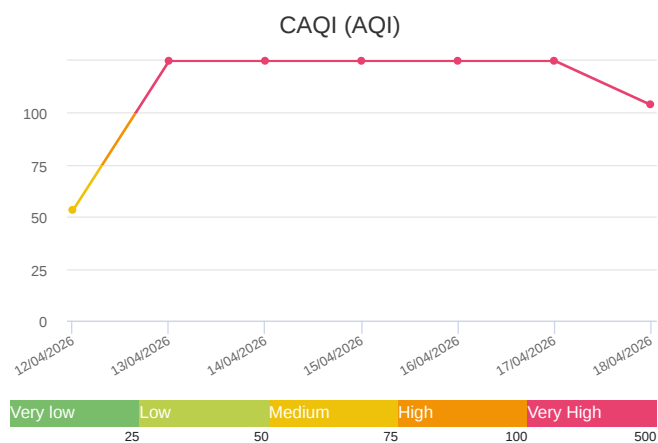
The data shown above is based on Media zilnică .

Prezentare generală zilnică: Alți parametri

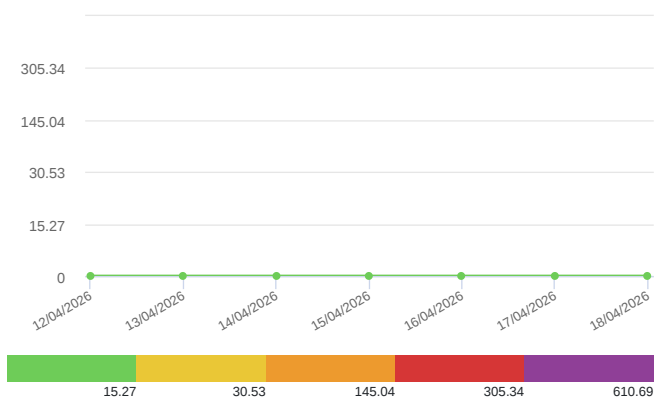
	CO ppb	Temperature °C	Wind Speed m/s	Wind Direction degree	Battery %	SO ₂ ppb	R. Humidity %	PM ₁ μg/m ³	PM ₁₀₀ μg/m ³	Pressure HPa
Average	307.01	16.25	1.88	42.4	100	0	51.87	9.96	59.56	1004.74
Maximum	312.34	18.77	5.33	12.16	100	0	56.66	16.19	78.63	1006.53
Date	15/04/2026	15/04/2026	18/04/2026	18/04/2026	12/04/2026	12/04/2026	16/04/2026	17/04/2026	16/04/2026	15/04/2026
Minimum	298.13	11.5	1.11	27.78	100	0	47.43	6.17	39.18	1002.73
Date	12/04/2026	12/04/2026	15/04/2026	15/04/2026	12/04/2026	12/04/2026	13/04/2026	13/04/2026	13/04/2026	13/04/2026

The data shown above is based on Media zilnică .

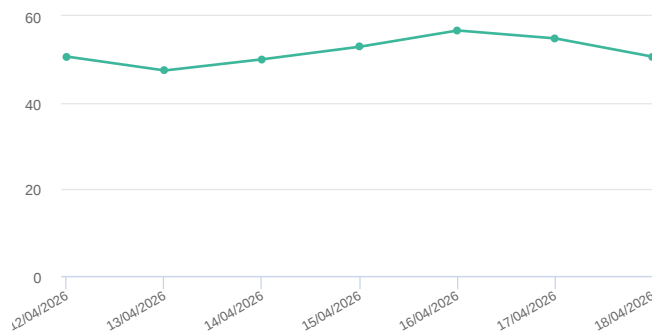
Media zilnică



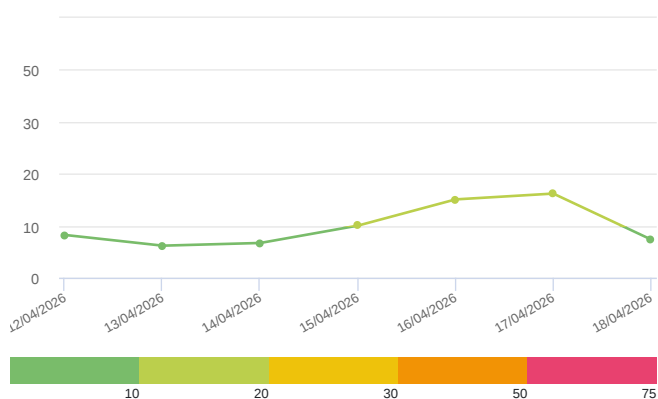
SO₂ (ppb)



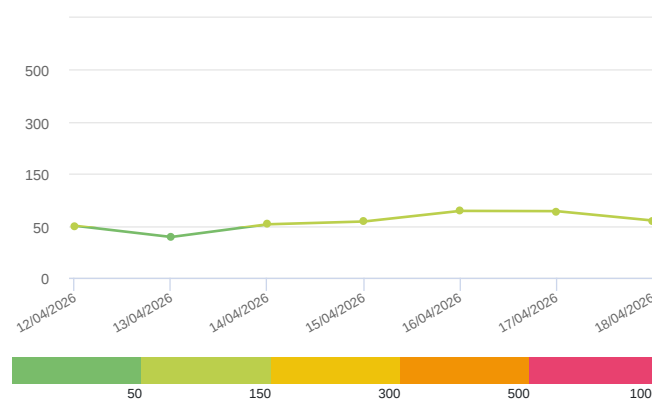
R. Humidity (%)



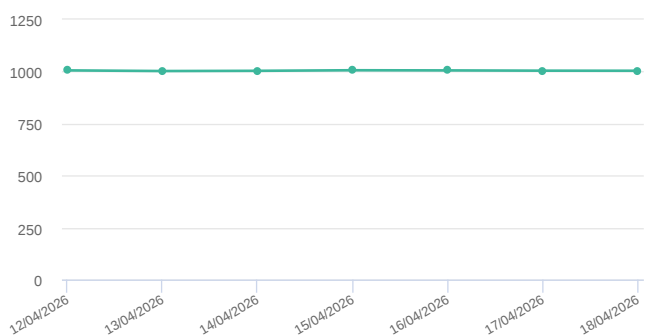
PM₁ (μg/m³)



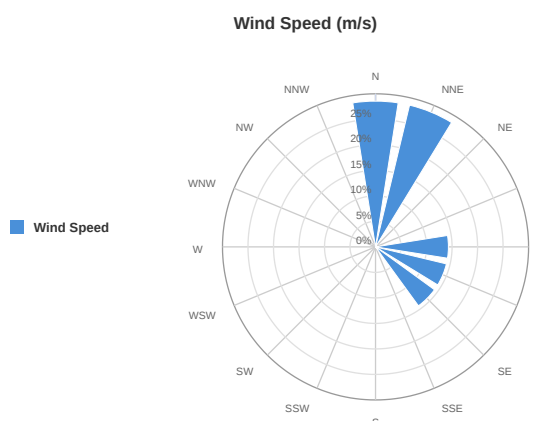
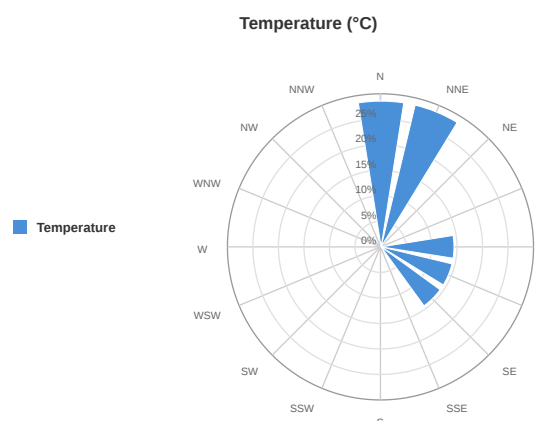
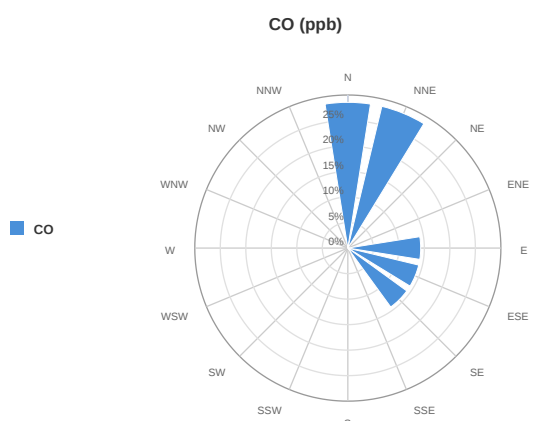
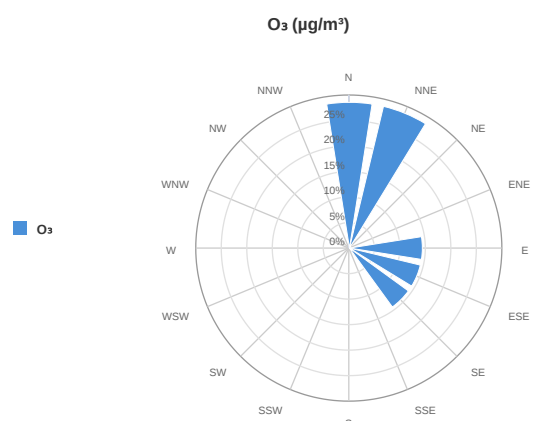
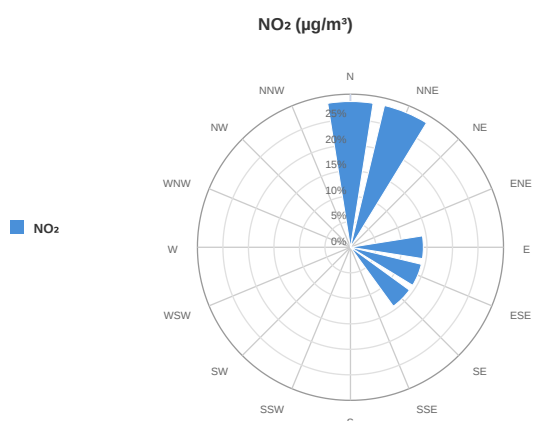
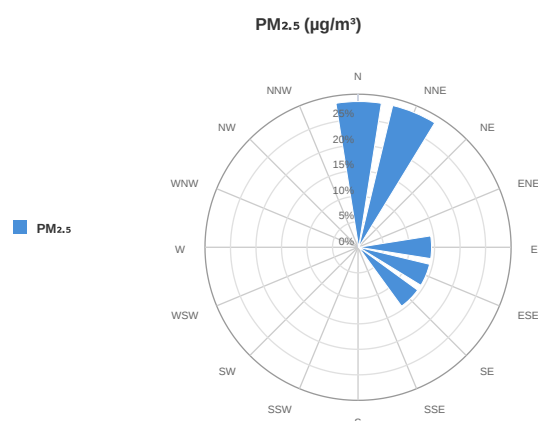
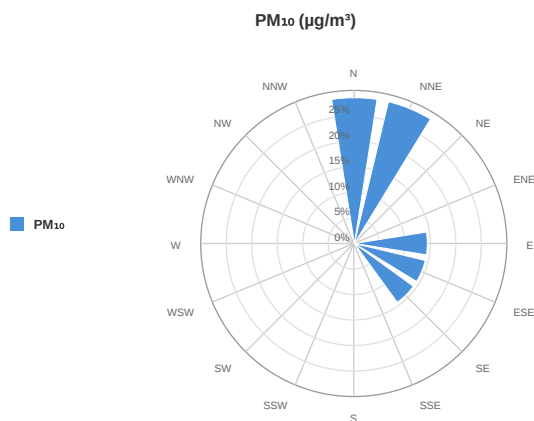
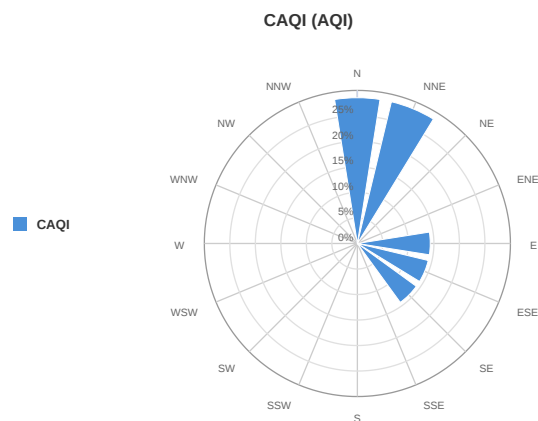
PM₁₀₀ (μg/m³)



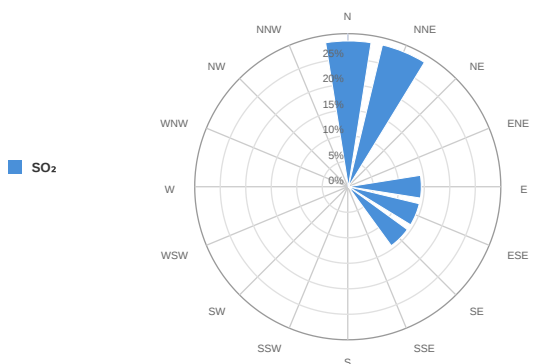
Pressure (hPa)



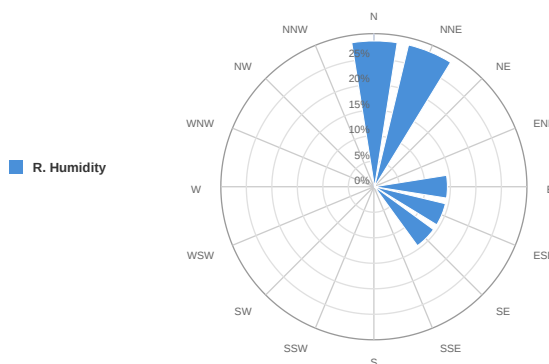
Media zilnică



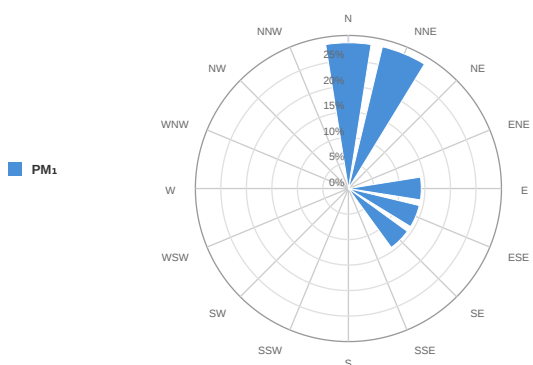
SO₂ (ppb)



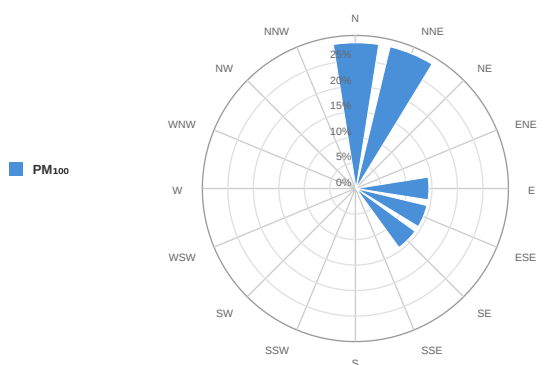
R. Humidity (%)



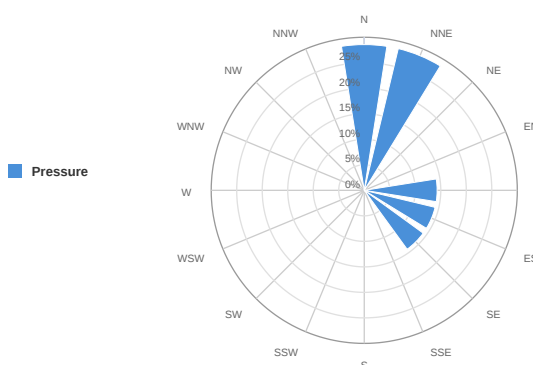
PM₁ (μg/m³)



PM₁₀₀ (μg/m³)



Pressure (HPa)



Alerte

No alerts for the selected date and time range

Parametrii indicelui de calitate al aerului (ICA)

Media zilnică

To Date	CAQI AQI	PM ₁₀ μg/m ³	PM _{2.5} μg/m ³	NO ₂ μg/m ³	O ₃ μg/m ³
12/04/2026, 23:59	53	28.25	9.59	29.93	124.18
13/04/2026, 23:59	500	22.12	7.4	2255.02	0
14/04/2026, 23:59	500	30.17	8.32	3722.82	0
15/04/2026, 23:59	500	36.87	12.06	3723.62	0
16/04/2026, 23:59	500	54.5	17.91	3723.09	0
17/04/2026, 23:59	500	55.9	18.86	3723.36	0
18/04/2026, 23:59	160	33.24	9	488.3	0

Alți parametri

Media zilnică

To Date	CO ppb	Temperature °C	Wind Speed m/s	Wind Direction degree	Battery %	SO ₂ ppb	R. Humidity %	PM ₁ μg/m ³	PM ₁₀₀ μg/m ³	Pressure HPa
12/04/2026, 23:59	298.13	11.5	2.08	92.25	100	0	50.63	8.23	50.03	1005.82
13/04/2026, 23:59	306.35	14.76	3.05	104.59	100	0	47.43	6.17	39.18	1002.73
14/04/2026, 23:59	307.64	16.76	2.18	137.54	100	0	50.01	6.69	52.84	1003.8
15/04/2026, 23:59	312.34	18.77	1.11	27.78	100	0	52.92	10.03	58.16	1006.53
16/04/2026, 23:59	310.8	18.34	2.06	5.84	100	0	56.66	15.07	78.63	1005.74
17/04/2026, 23:59	310.87	18.5	4	7.9	100	0	54.83	16.19	78.12	1004.46
18/04/2026, 23:59	302.95	15.14	5.33	12.16	100	0	50.6	7.37	59.96	1004.08

Oizom will not be responsible for Environmental Data accuracy once Validated