

# Primaria Lugoj ( Gradinita Nr.5)

## WEEKLY AIR-QUALITY REPORT

Timp de la: **22/03/2026, 00:00**  
Timp până la: **29/03/2026, 00:00**

Numele dispozitivului: **Primaria Lugoj ( Gradinita Nr.5)**  
Locația dispozitivului: **Str. Ceahlăului 19, Lugoj 305500, Romania**

Parametrii: **CAQI , NO<sub>2</sub> , O<sub>3</sub> , PM<sub>2.5</sub> , PM<sub>10</sub> , Wind Speed , Wind Direction , CO , SO<sub>2</sub> , R. Humidity , PM<sub>1</sub> , PM<sub>100</sub> , Pressure , Temperature**

Primaria Lugoj ( Gradinita Nr.5)  
Str. Ceahlăului 19, Lugoj 305500,  
Romania



Media indicelui de calitate al aerului (ICA): **42**

Prezentare generală zilnică: Parametrii indicelui de calitate al aerului (ICA)

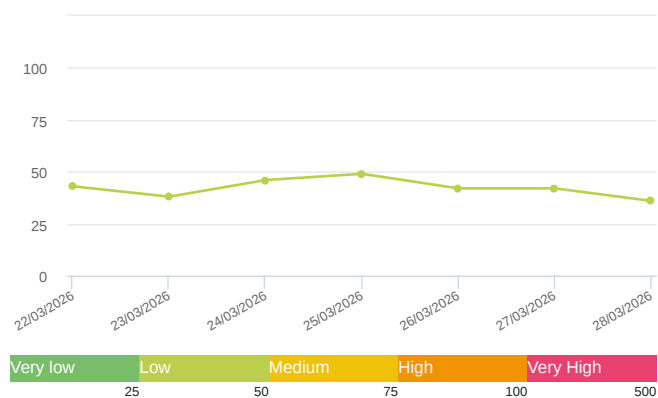
	CAQI AQI	NO <sub>2</sub> μg/m <sup>3</sup>	O <sub>3</sub> μg/m <sup>3</sup>	PM <sub>2.5</sub> μg/m <sup>3</sup>	PM <sub>10</sub> μg/m <sup>3</sup>
<b>Average</b>	42	5.85	27.91	18.13	41.87
<b>Maximum</b>	49	8.26	31.36	19.33	48.51
<b>Date</b>	25/03/2026	27/03/2026	28/03/2026	25/03/2026	25/03/2026
<b>Minimum</b>	36	4.07	24.94	15.63	34.96
<b>Date</b>	28/03/2026	24/03/2026	27/03/2026	23/03/2026	28/03/2026

## Prezentare generală zilnică: Alți parametri

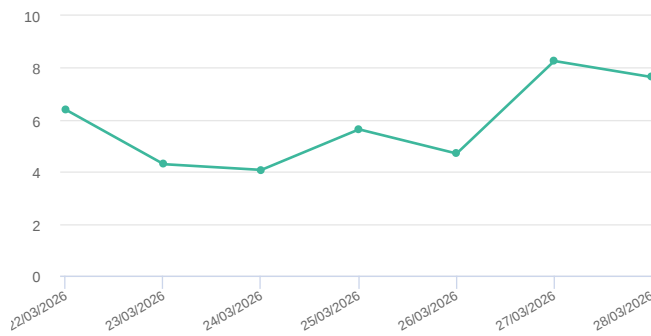
	Wind Speed m/s	Wind Direction degree	Battery %	CO ppb	SO <sub>2</sub> ppb	R. Humidity %	PM <sub>1</sub> μg/m <sup>3</sup>	PM <sub>100</sub> μg/m <sup>3</sup>	Pressure hPa	Temperature °C
<b>Average</b>	0.84	137.57	100	329.99	2.5	55.39	15.55	51.16	995.9	12.69
<b>Maximum</b>	4.08	141.6	100	377.66	2.51	73.06	16.72	60.03	1004.46	15.17
<b>Date</b>	26/03/2026	26/03/2026	22/03/2026	22/03/2026	23/03/2026	28/03/2026	24/03/2026	25/03/2026	24/03/2026	26/03/2026
<b>Minimum</b>	0.41	39.32	100	284.07	2.47	43.81	13.02	39.27	985.95	11.6
<b>Date</b>	27/03/2026	27/03/2026	22/03/2026	28/03/2026	28/03/2026	26/03/2026	23/03/2026	28/03/2026	26/03/2026	22/03/2026

Media zilnică

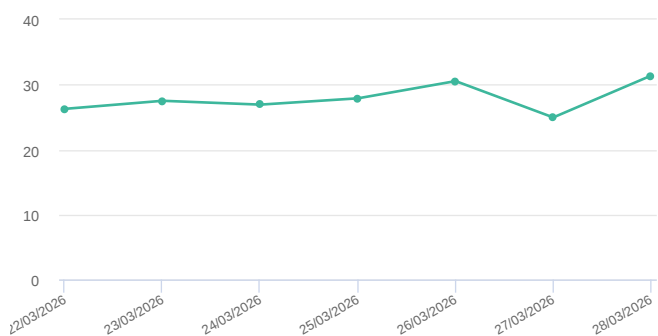
CAQI (AQI)



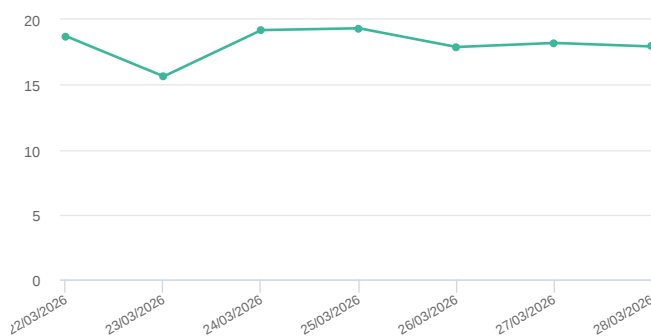
NO<sub>2</sub> (μg/m<sup>3</sup>)



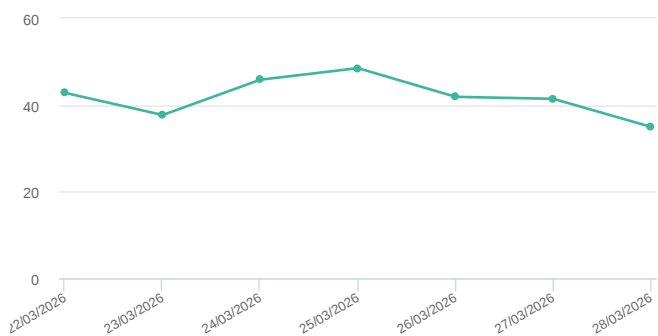
O<sub>3</sub> (μg/m<sup>3</sup>)



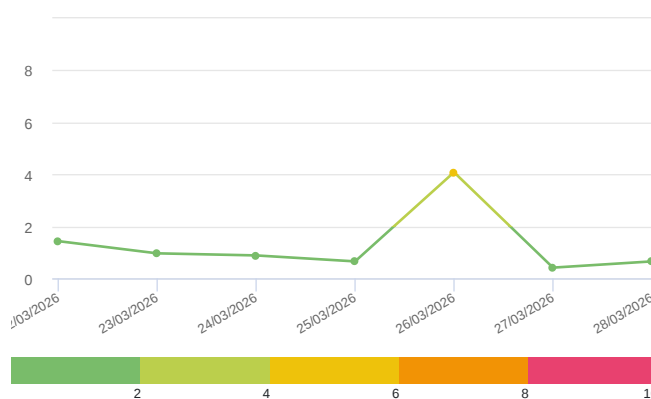
PM<sub>2.5</sub> (μg/m<sup>3</sup>)



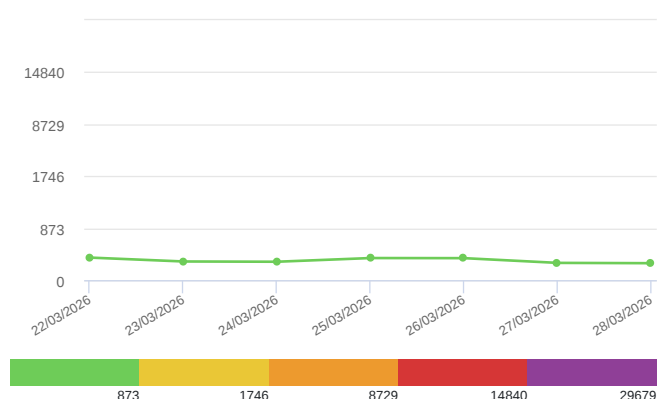
PM<sub>10</sub> (μg/m<sup>3</sup>)



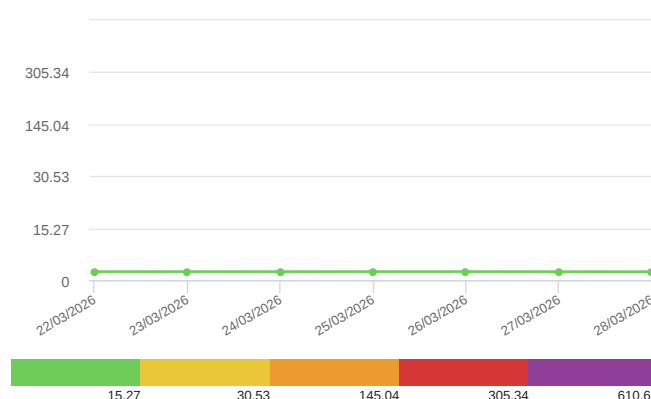
Wind Speed (m/s)

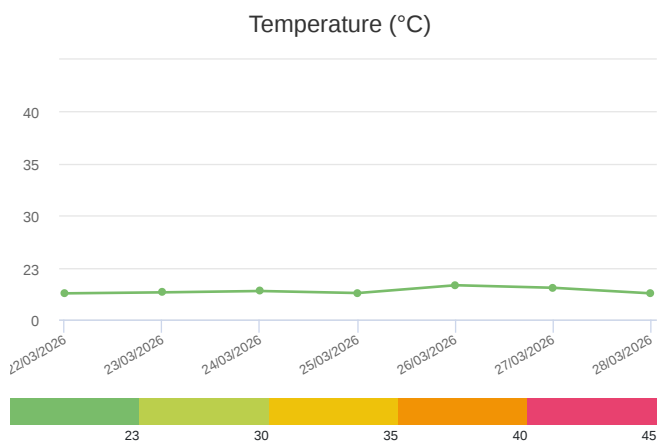
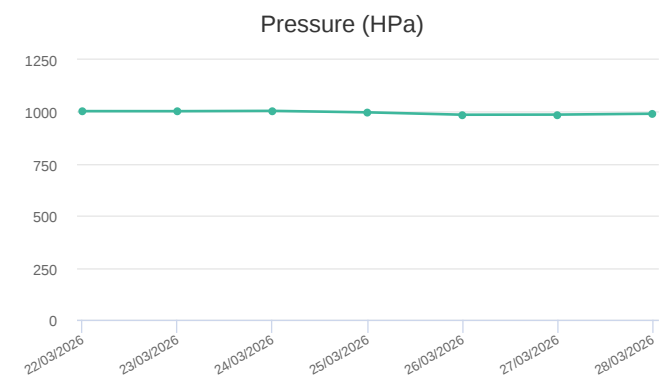
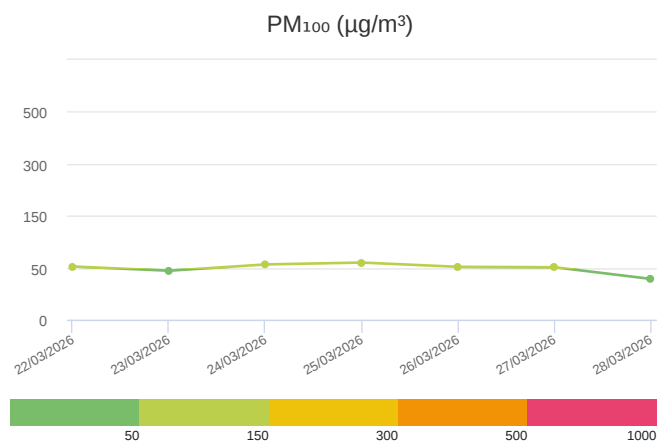
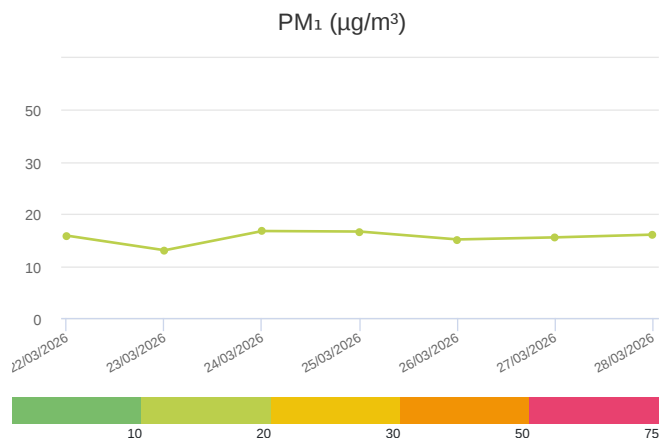
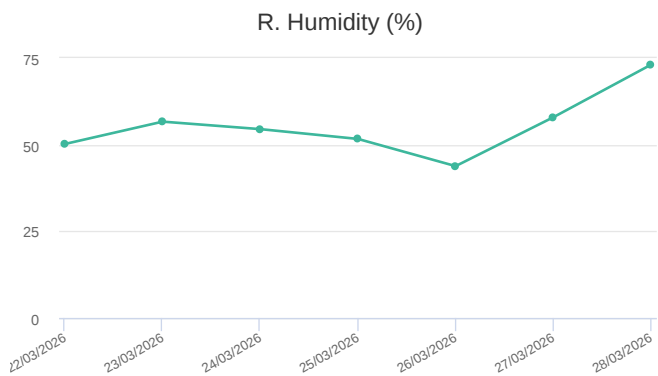


CO (ppb)



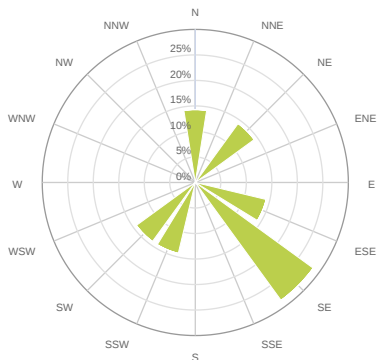
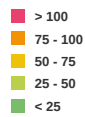
SO<sub>2</sub> (ppb)



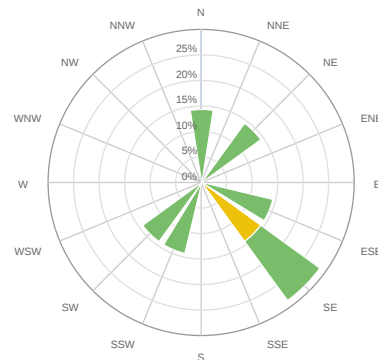


Media zilnică

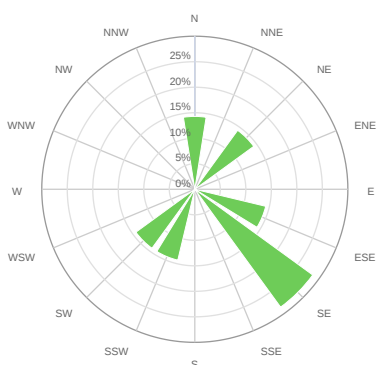
CAQI (AQI)



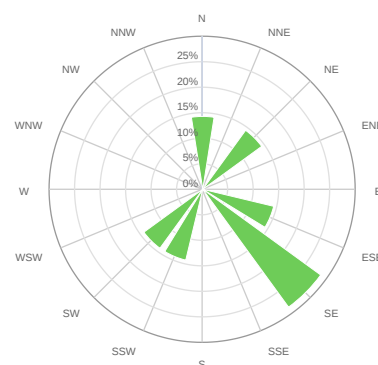
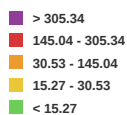
Wind Speed (m/s)



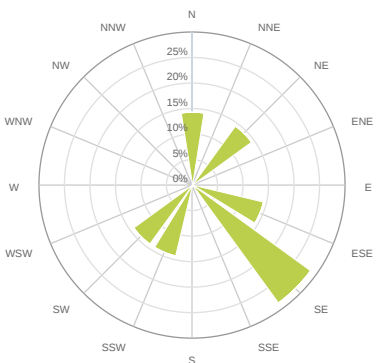

CO (ppb)



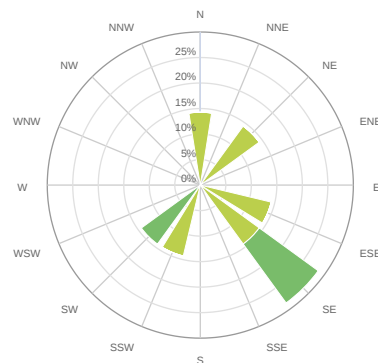
SO<sub>2</sub> (ppb)



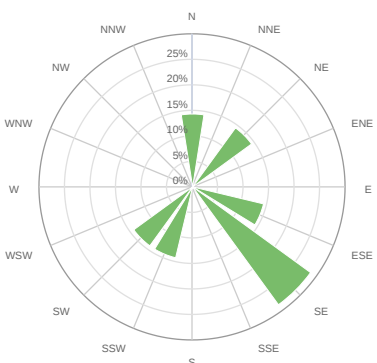

PM<sub>1</sub> (μg/m<sup>3</sup>)



PM<sub>100</sub> (μg/m<sup>3</sup>)



Temperature (°C)



---

## Alerte

---

No alerts for the selected date and time range

## Parametrii indicelui de calitate al aerului (ICA)

Media zilnică

To Date	CAQI AQI	NO <sub>2</sub> μg/m <sup>3</sup>	O <sub>3</sub> μg/m <sup>3</sup>	PM <sub>2.5</sub> μg/m <sup>3</sup>	PM <sub>10</sub> μg/m <sup>3</sup>
22/03/2026, 23:59	43	6.38	26.26	18.72	42.81
23/03/2026, 23:59	38	4.29	27.5	15.63	37.69
24/03/2026, 23:59	46	4.07	26.91	19.19	45.84
25/03/2026, 23:59	49	5.63	27.88	19.33	48.51
26/03/2026, 23:59	42	4.7	30.53	17.89	41.89
27/03/2026, 23:59	42	8.26	24.94	18.2	41.43
28/03/2026, 23:59	36	7.64	31.36	17.93	34.96

## Alți parametri

Media zilnică

To Date	Wind Speed m/s	Wind Direction degree	Battery %	CO ppb	SO <sub>2</sub> ppb	R. Humidity %	PM <sub>1</sub> μg/m <sup>3</sup>	PM <sub>100</sub> μg/m <sup>3</sup>	Pressure HPa	Temperature °C
22/03/2026, 23:59	1.43	120.87	100	377.66	2.49	50.2	15.83	52.51	1003.21	11.6
23/03/2026, 23:59	0.96	126.8	100	312.61	2.51	56.64	13.02	47.14	1003.03	12.02
24/03/2026, 23:59	0.88	354.07	100	307.92	2.49	54.48	16.72	56.36	1004.46	12.63
25/03/2026, 23:59	0.65	201.32	100	370.24	2.51	51.65	16.62	60.03	997.34	11.74
26/03/2026, 23:59	4.08	141.6	100	368.46	2.51	43.81	15.1	51.82	985.95	15.17
27/03/2026, 23:59	0.41	39.32	100	288.93	2.49	57.9	15.5	51	986.54	14.05
28/03/2026, 23:59	0.65	229.97	100	284.07	2.47	73.06	16.03	39.27	990.77	11.6

Oizom will not be responsible for Environmental Data accuracy once Validated