

Primaria Lugoj (Gradinita Nr.5)

WEEKLY AIR-QUALITY REPORT

Timp de la: **26/04/2026, 00:00**
Timp până la: **03/05/2026, 00:00**

Numele dispozitivului: **Primaria Lugoj (Gradinita Nr.5)**
Locația dispozitivului: **Str. Ceahlăului 19, Lugoj 305500, Romania**

Parametrii: **CAQI , PM₁₀ , PM_{2.5} , NO₂ , O₃ , CO , Temperature , Wind Speed , Wind Direction , SO₂ , R. Humidity , PM₁ , PM₁₀₀ , Pressure**

Primaria Lugoj (Gradinita Nr.5)
Str. Ceahlăului 19, Lugoj 305500,
Romania



Media indicelui de calitate al aerului (ICA): **25**

Prezentare generală zilnică: Parametrii indicelui de calitate al aerului (ICA)

	CAQI AQI	PM ₁₀ μg/m ³	PM _{2.5} μg/m ³	NO ₂ μg/m ³	O ₃ μg/m ³
Average	25	24.81	7.41	5	34.11
Maximum	30	29.68	11.06	6.23	37.91
Date	27/04/2026	27/04/2026	02/05/2026	27/04/2026	26/04/2026
Minimum	18	17.61	5.62	2.77	30.65
Date	01/05/2026	01/05/2026	30/04/2026	30/04/2026	02/05/2026

The data shown above is based on Media zilnică .

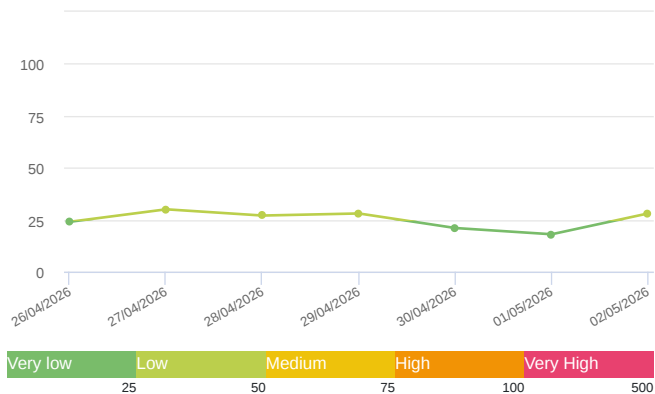
Prezentare generală zilnică: Alți parametri

	CO ppb	Temperature °C	Wind Speed m/s	Wind Direction degree	Battery %	SO ₂ ppb	R. Humidity %	PM ₁ μg/m ³	PM ₁₀₀ μg/m ³	Pressure HPa
Average	291.14	14.46	0.98	349.01	100	3.2	46.63	4.96	35.19	1007.31
Maximum	332.65	16.36	2.06	316.89	100	4.11	52.57	8.67	41.2	1011.8
Date	02/05/2026	26/04/2026	26/04/2026	26/04/2026	26/04/2026	27/04/2026	01/05/2026	02/05/2026	27/04/2026	01/05/2026
Minimum	264.37	12.82	0.52	331.27	100	2.51	42.59	3.21	25.27	1001.89
Date	26/04/2026	30/04/2026	27/04/2026	27/04/2026	26/04/2026	29/04/2026	30/04/2026	30/04/2026	01/05/2026	26/04/2026

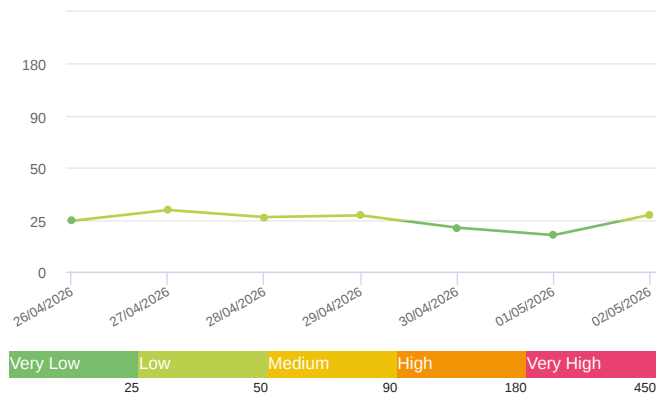
The data shown above is based on Media zilnică .

Media zilnică

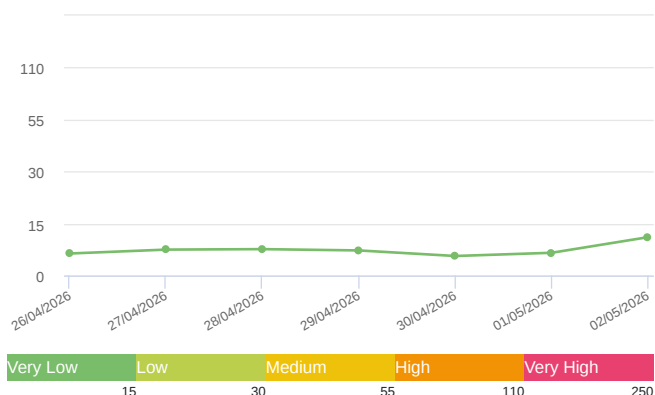
CAQI (AQI)



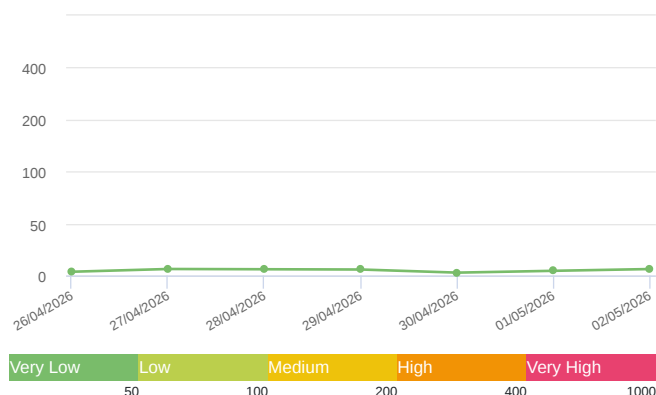
PM₁₀ (μg/m³)



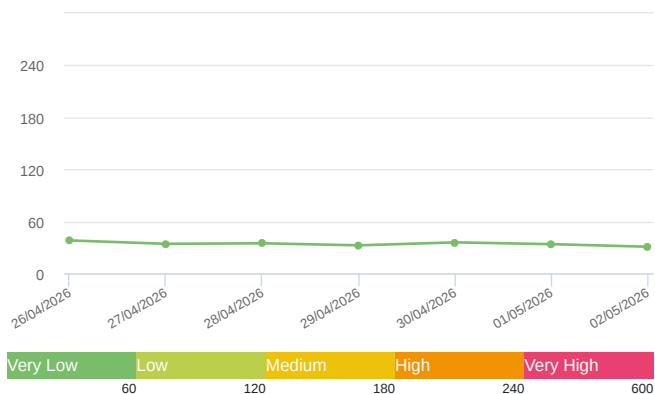
PM_{2.5} (μg/m³)



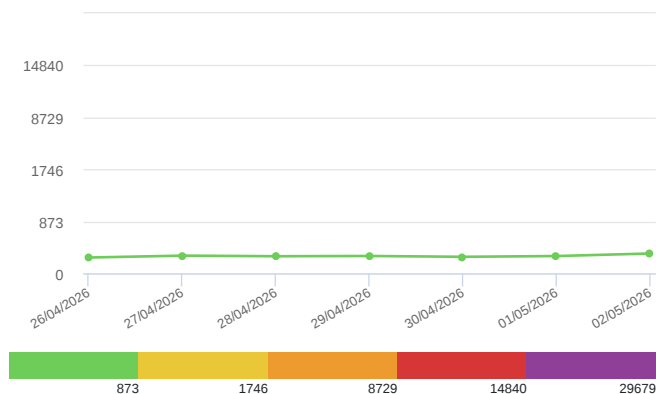
NO₂ (μg/m³)



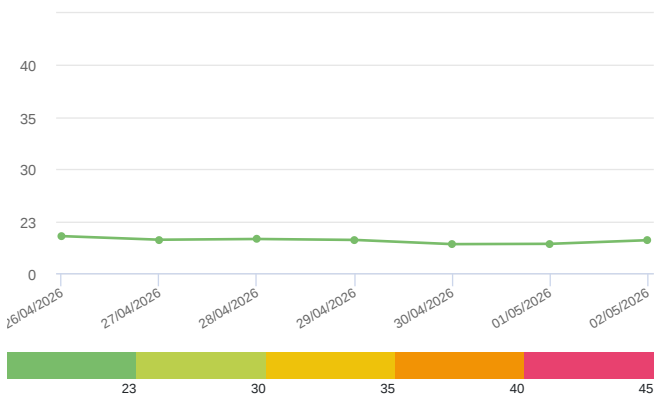
O₃ (μg/m³)



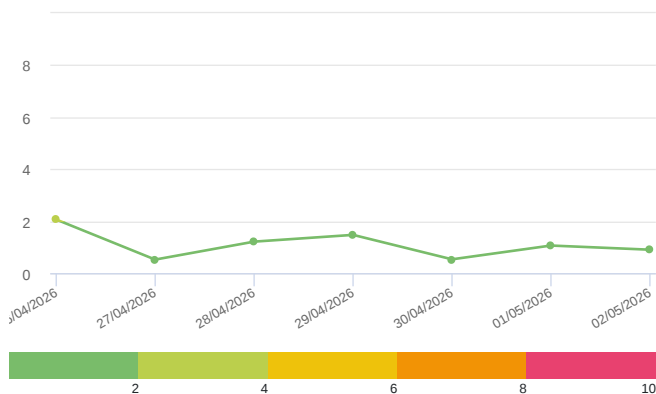
CO (ppb)



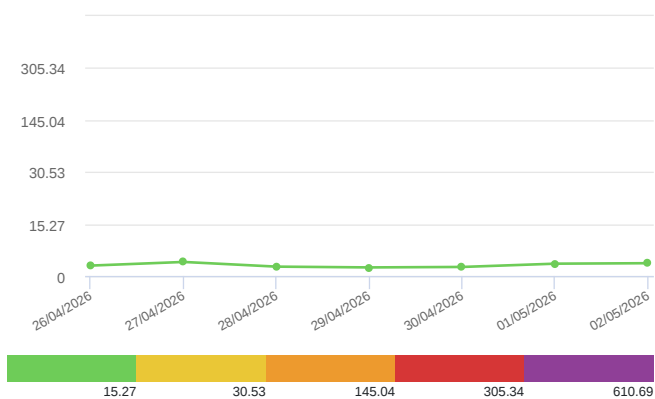
Temperature (°C)



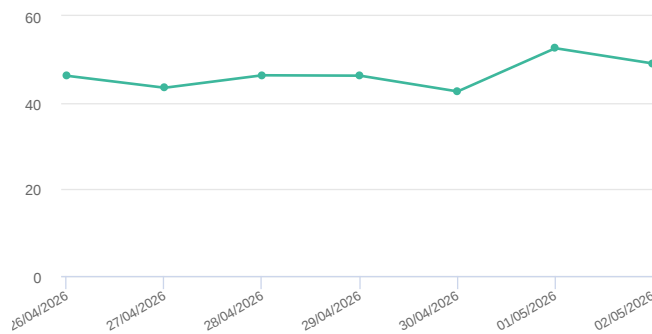
Wind Speed (m/s)



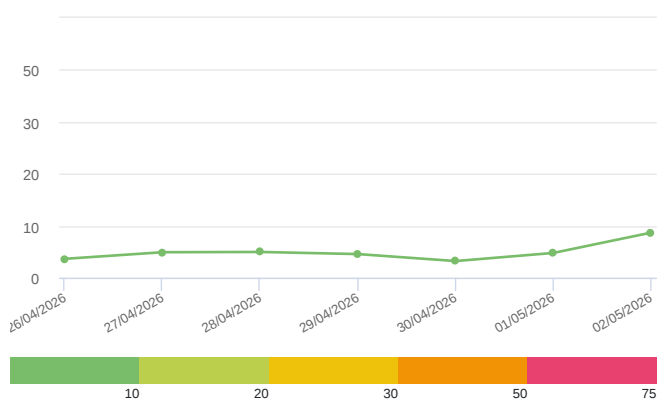
SO₂ (ppb)



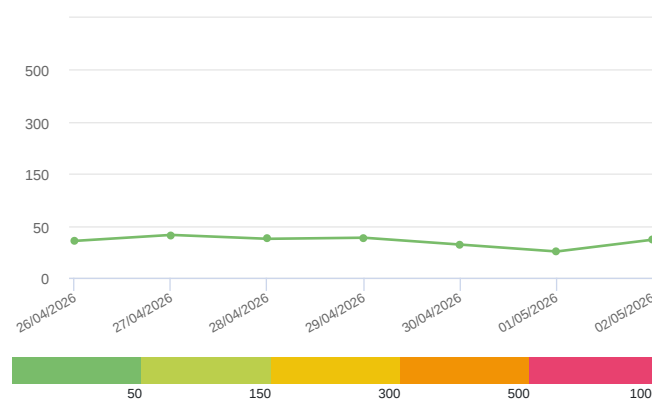
R. Humidity (%)



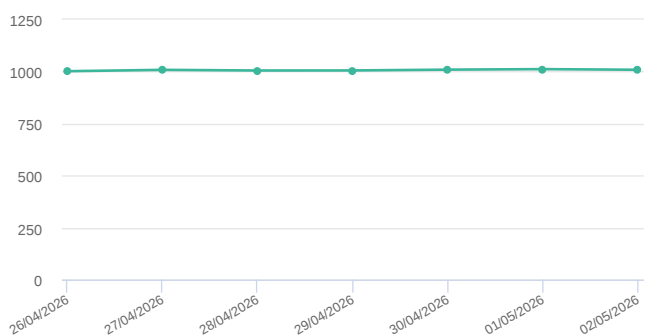
PM₁ (μg/m³)



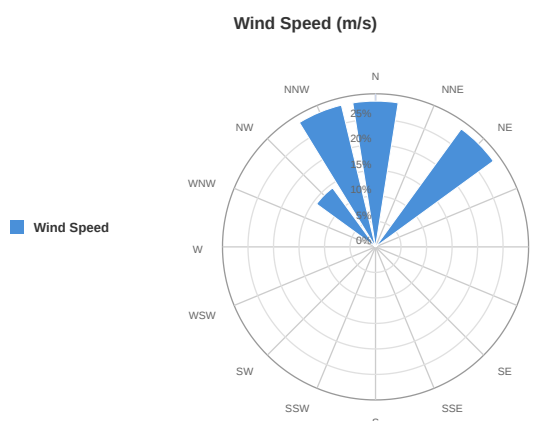
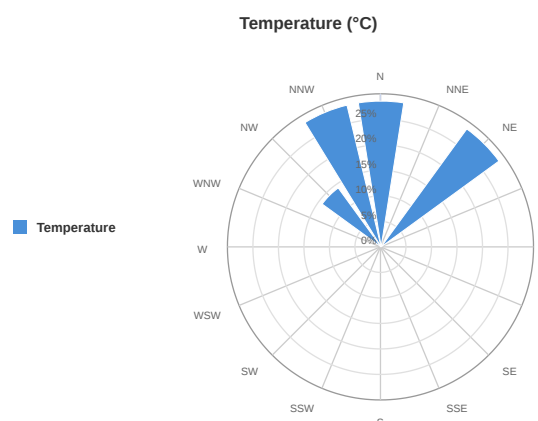
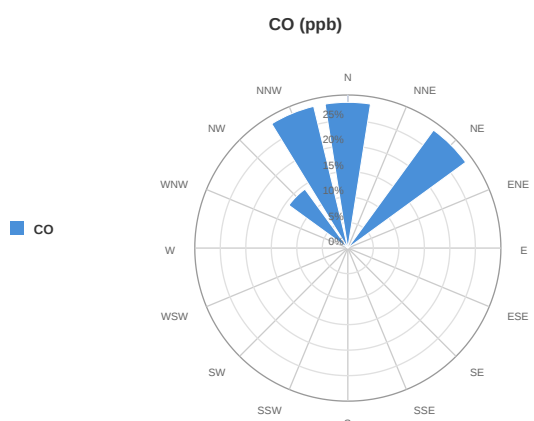
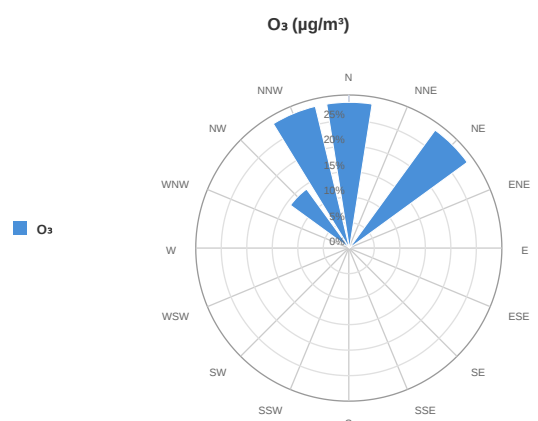
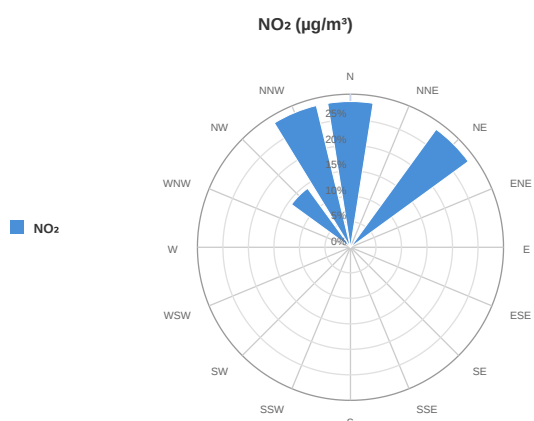
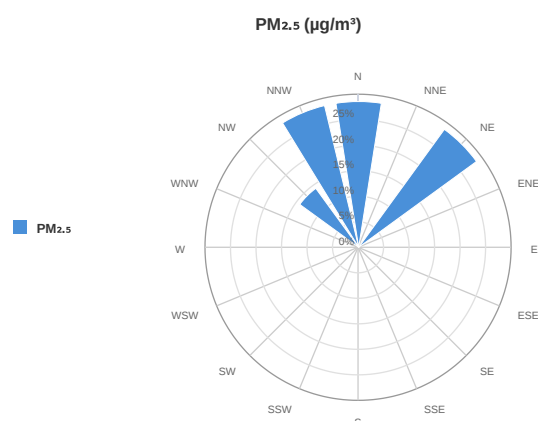
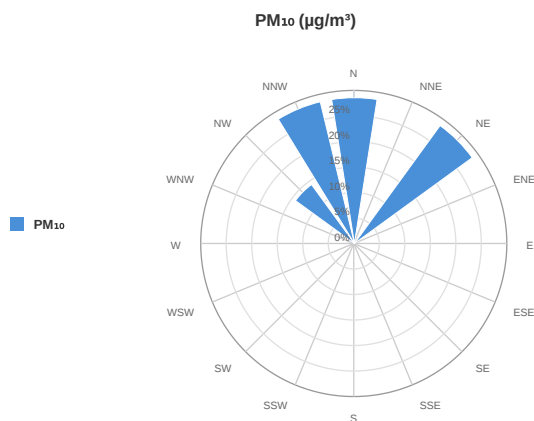
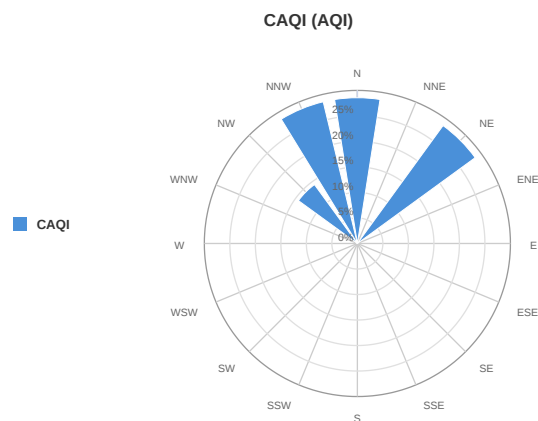
PM₁₀₀ (μg/m³)



Pressure (hPa)

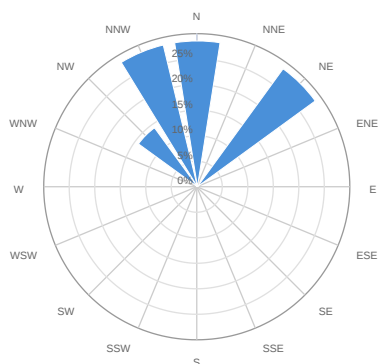


Media zilnică



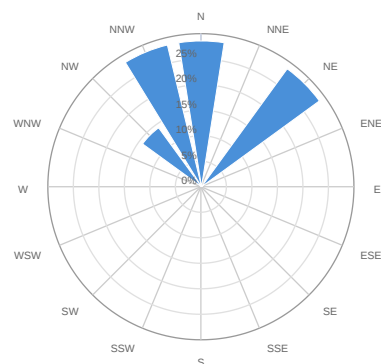
SO₂ (ppb)

■ SO₂



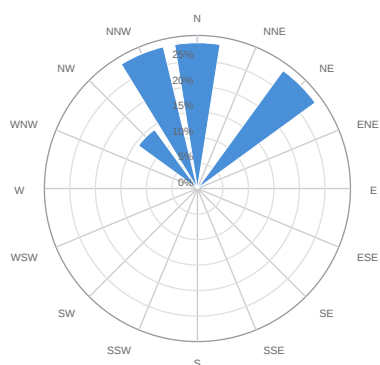
R. Humidity (%)

■ R. Humidity



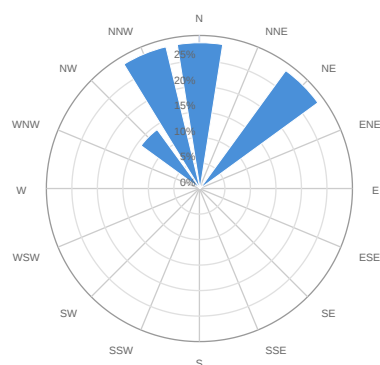
PM₁ (μg/m³)

■ PM₁



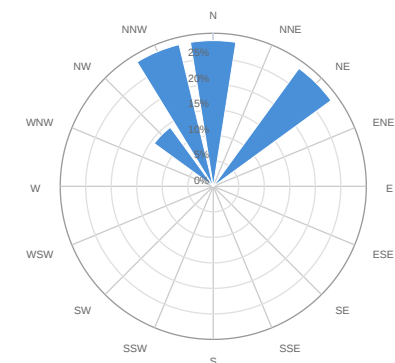
PM₁₀₀ (μg/m³)

■ PM₁₀₀



Pressure (HPa)

■ Pressure



Alerte

No alerts for the selected date and time range

Parametrii indicelui de calitate al aerului (ICA)

Media zilnică

To Date	CAQI AQI	PM ₁₀ μg/m ³	PM _{2.5} μg/m ³	NO ₂ μg/m ³	O ₃ μg/m ³
26/04/2026, 23:59	24	24.47	6.34	3.58	37.91
27/04/2026, 23:59	30	29.68	7.47	6.23	34
28/04/2026, 23:59	27	26.25	7.6	5.98	34.63
29/04/2026, 23:59	28	27.1	7.23	5.74	32.28
30/04/2026, 23:59	21	21.17	5.62	2.77	35.71
01/05/2026, 23:59	18	17.61	6.56	4.52	33.59
02/05/2026, 23:59	28	27.38	11.06	6.2	30.65

Alți parametri

Media zilnică

To Date	CO ppb	Temperature °C	Wind Speed m/s	Wind Direction degree	Battery %	SO ₂ ppb	R. Humidity %	PM ₁ μg/m ³	PM ₁₀₀ μg/m ³	Pressure HPa
26/04/2026, 23:59	264.37	16.36	2.06	316.89	100	3.04	46.2	3.64	35.45	1001.89
27/04/2026, 23:59	297.18	14.77	0.52	331.27	100	4.11	43.44	4.91	41.2	1008.44
28/04/2026, 23:59	286.65	15.08	1.21	0.29	100	2.73	46.32	4.96	37.43	1005.24
29/04/2026, 23:59	291.03	14.68	1.47	340.32	100	2.51	46.23	4.55	38.49	1005.53
30/04/2026, 23:59	276.6	12.82	0.53	36.23	100	2.64	42.59	3.21	31.89	1009.41
01/05/2026, 23:59	289.49	12.95	1.06	355.84	100	3.61	52.57	4.77	25.27	1011.8
02/05/2026, 23:59	332.65	14.56	0.9	42.71	100	3.74	49.04	8.67	36.63	1008.86

Oizom will not be responsible for Environmental Data accuracy once Validated