

Primaria Lugoj (Gradinita Nr.5)

WEEKLY AIR-QUALITY REPORT

Timp de la: **19/04/2026, 00:00**
Timp până la: **26/04/2026, 00:00**

Numele dispozitivului: **Primaria Lugoj (Gradinita Nr.5)**
Locația dispozitivului: **Str. Ceahlăului 19, Lugoj 305500, Romania**

Parametrii: **CAQI , PM₁₀ , PM_{2.5} , NO₂ , O₃ , CO , Temperature , Wind Speed , Wind Direction , SO₂ , R. Humidity , PM₁ , PM₁₀₀ , Pressure**

Primaria Lugoj (Gradinita Nr.5)
Str. Ceahlăului 19, Lugoj 305500,
Romania



Media indicelui de calitate al aerului (ICA): **26**

Prezentare generală zilnică: Parametrii indicelui de calitate al aerului (ICA)

	CAQI AQI	PM ₁₀ μg/m ³	PM _{2.5} μg/m ³	NO ₂ μg/m ³	O ₃ μg/m ³
Average	26	25.05	9.06	6.78	28.99
Maximum	31	29.95	10.12	8.31	32.1
Date	24/04/2026	24/04/2026	23/04/2026	24/04/2026	25/04/2026
Minimum	21	20.78	8	5.29	26.78
Date	21/04/2026	21/04/2026	20/04/2026	23/04/2026	20/04/2026

The data shown above is based on Media zilnică .

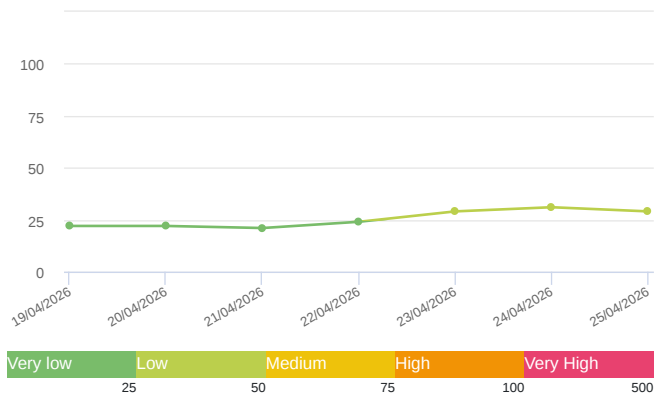
Prezentare generală zilnică: Alți parametri

	CO ppb	Temperature °C	Wind Speed m/s	Wind Direction degree	Battery %	SO ₂ ppb	R. Humidity %	PM ₁ μg/m ³	PM ₁₀₀ μg/m ³	Pressure HPa
Average	301.91	14.27	1.02	288.93	100	2.68	55.24	6.83	34.49	1001.74
Maximum	313.17	17.47	1.84	338.18	100	3.17	62.17	8.1	40.95	1003.88
Date	25/04/2026	25/04/2026	22/04/2026	22/04/2026	19/04/2026	25/04/2026	20/04/2026	22/04/2026	24/04/2026	22/04/2026
Minimum	277.62	11.29	0.6	297.53	100	2.5	50.21	6	29.35	999.68
Date	21/04/2026	22/04/2026	19/04/2026	19/04/2026	19/04/2026	20/04/2026	25/04/2026	20/04/2026	21/04/2026	20/04/2026

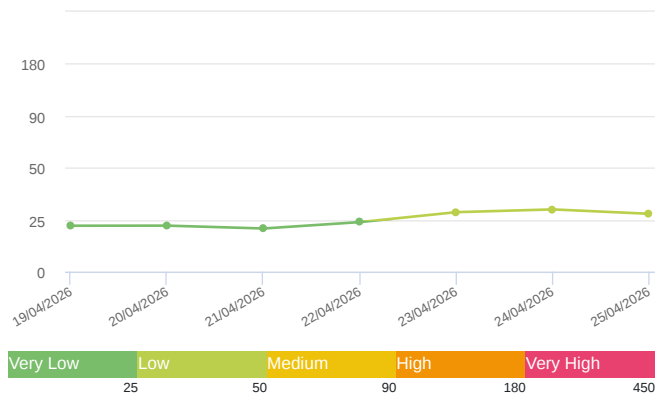
The data shown above is based on Media zilnică .

Media zilnică

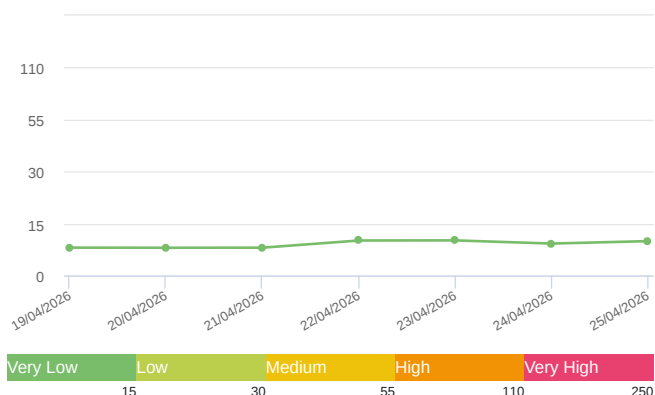
CAQI (AQI)



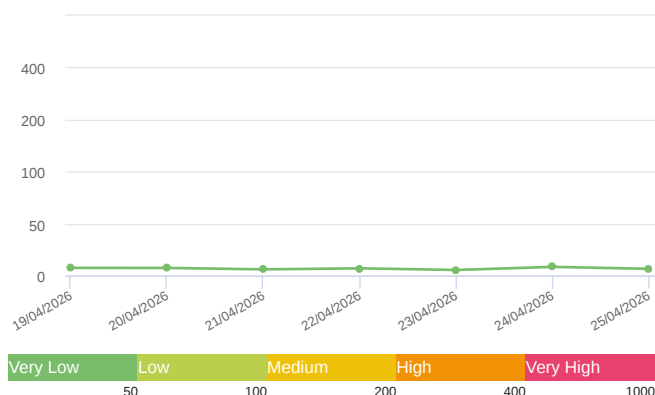
PM₁₀ (μg/m³)



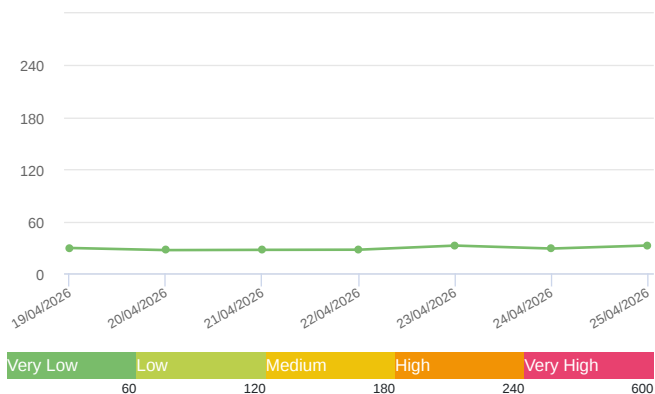
PM_{2.5} (μg/m³)



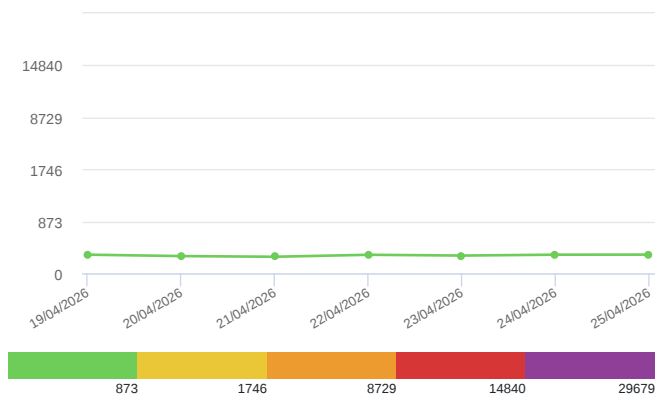
NO₂ (μg/m³)



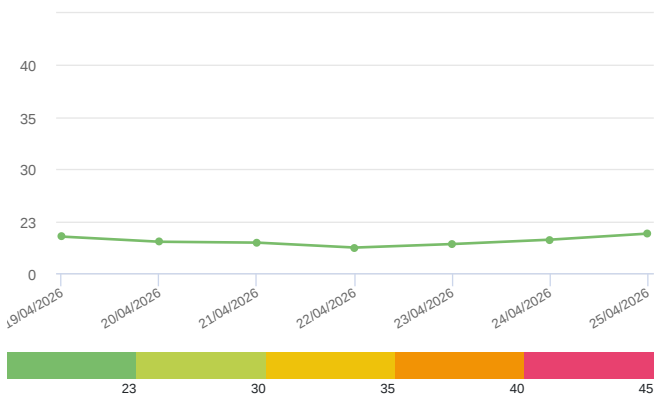
O₃ (μg/m³)



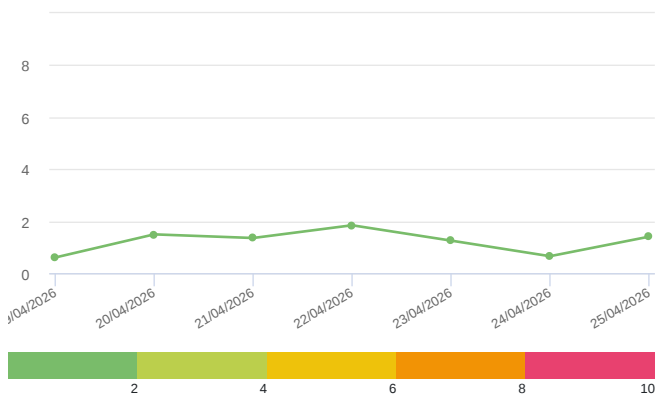
CO (ppb)



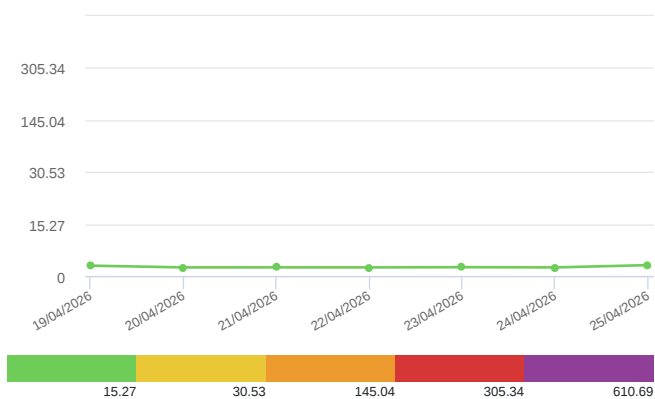
Temperature (°C)



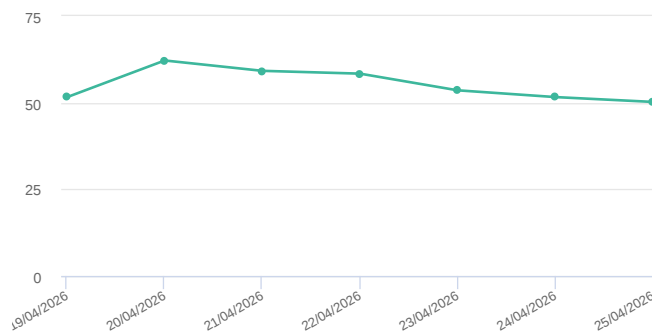
Wind Speed (m/s)



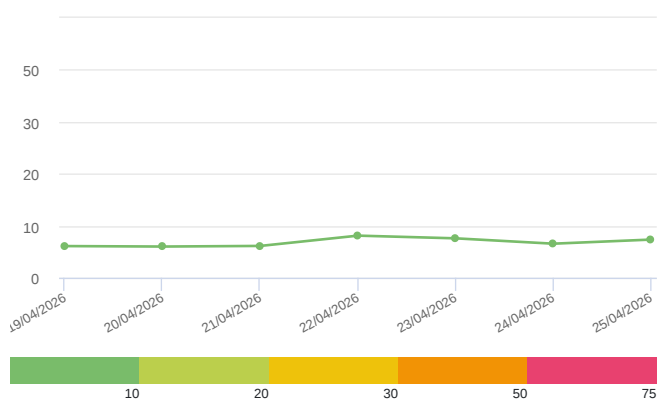
SO₂ (ppb)



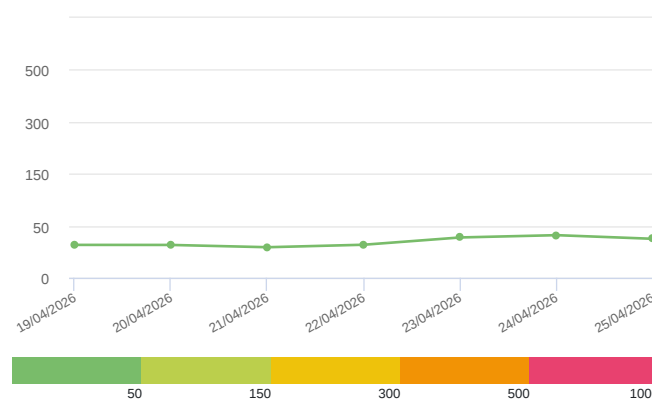
R. Humidity (%)



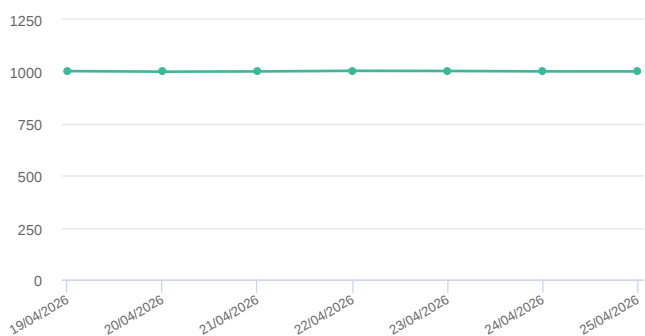
PM₁ (μg/m³)



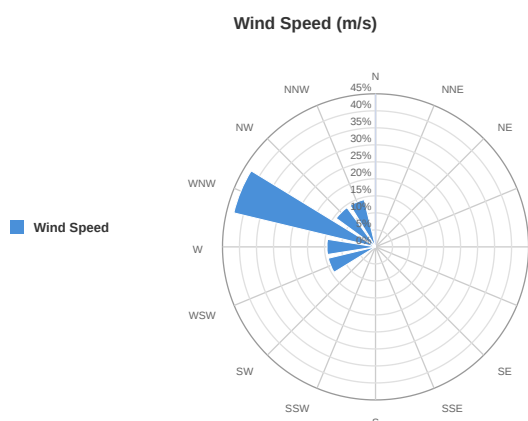
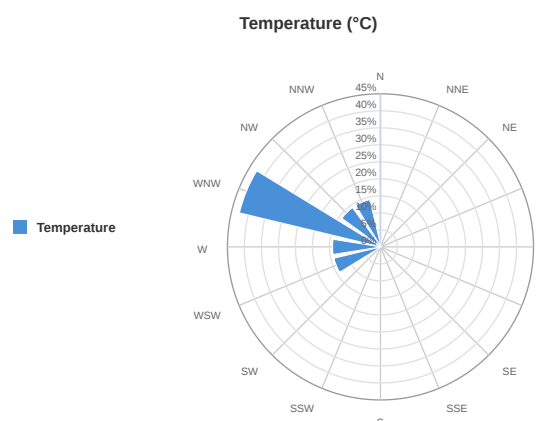
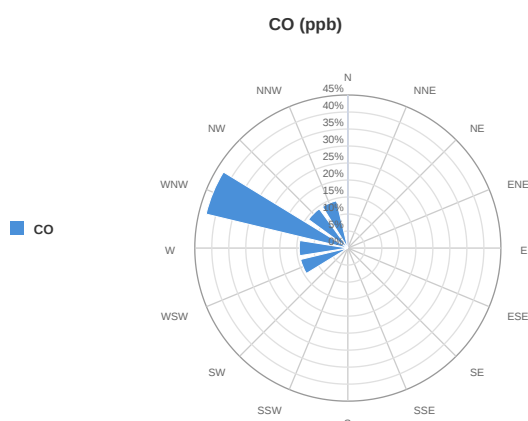
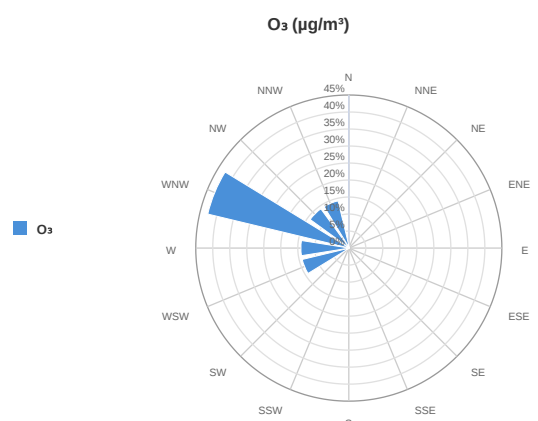
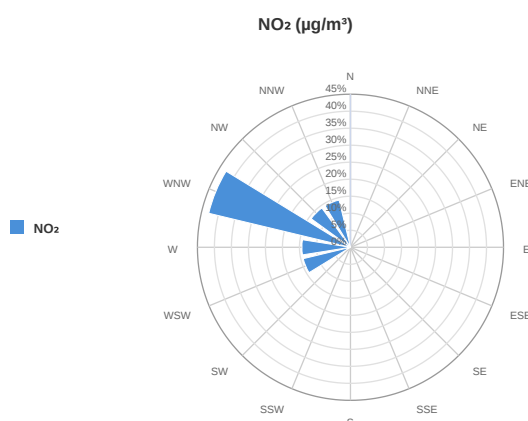
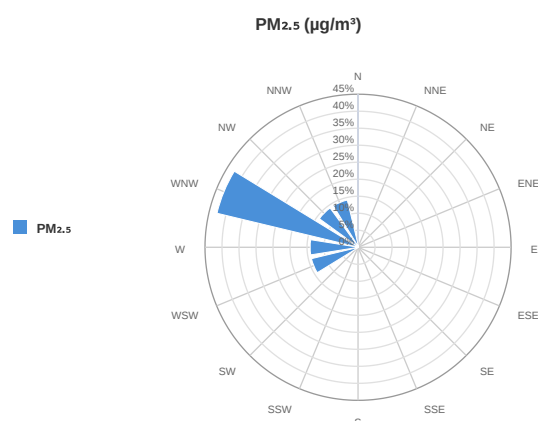
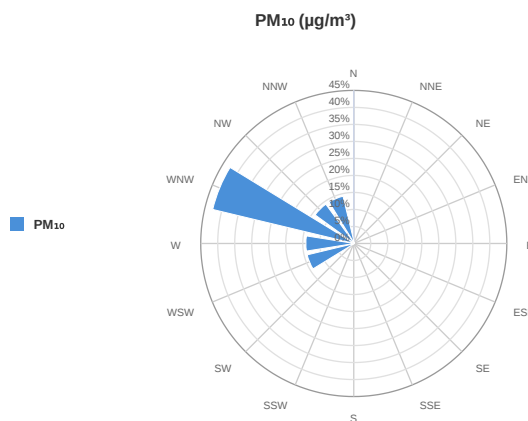
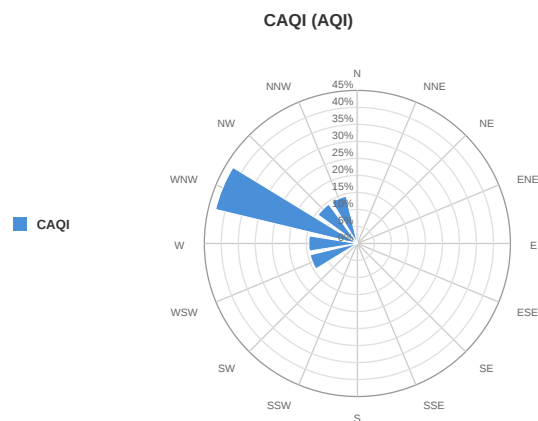
PM₁₀₀ (μg/m³)



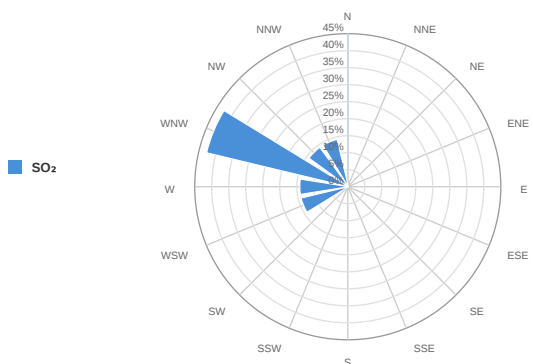
Pressure (hPa)



Media zilnică

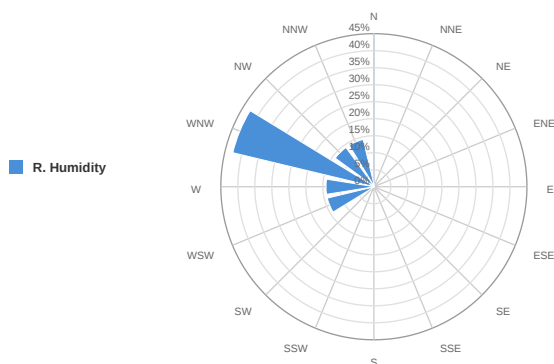


SO₂ (ppb)



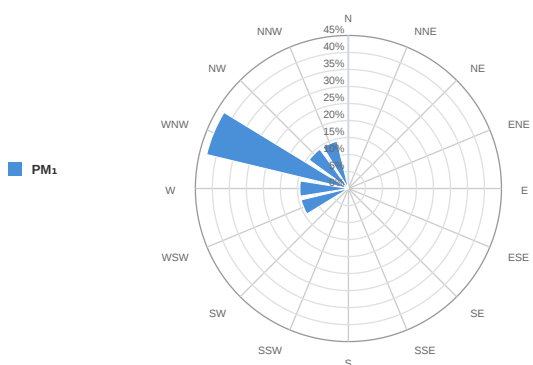
■ SO₂

R. Humidity (%)



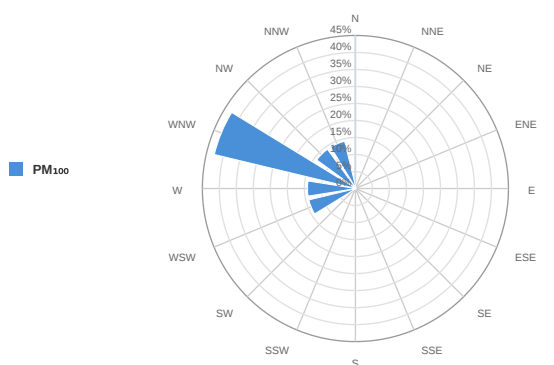
■ R. Humidity

PM₁ (μg/m³)



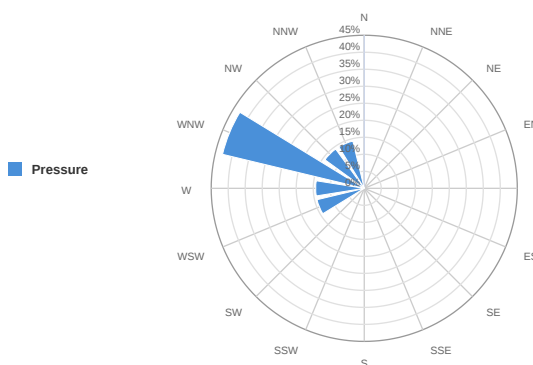
■ PM₁

PM₁₀₀ (μg/m³)



■ PM₁₀₀

Pressure (hPa)



■ Pressure

Alerte

No alerts for the selected date and time range

Parametrii indicelui de calitate al aerului (ICA)

Media zilnică

To Date	CAQI AQI	PM ₁₀ μg/m ³	PM _{2.5} μg/m ³	NO ₂ μg/m ³	O ₃ μg/m ³
19/04/2026, 23:59	22	22.09	8.04	7.34	29.21
20/04/2026, 23:59	22	22.15	8	7.27	26.78
21/04/2026, 23:59	21	20.78	8.03	5.91	27.07
22/04/2026, 23:59	24	23.84	10.1	6.91	27.24
23/04/2026, 23:59	29	28.63	10.12	5.29	31.96
24/04/2026, 23:59	31	29.95	9.21	8.31	28.56
25/04/2026, 23:59	29	27.86	9.91	6.4	32.1

Alți parametri

Media zilnică

To Date	CO ppb	Temperature °C	Wind Speed m/s	Wind Direction degree	Battery %	SO ₂ ppb	R. Humidity %	PM ₁ μg/m ³	PM ₁₀₀ μg/m ³	Pressure HPa
19/04/2026, 23:59	312.66	16.15	0.6	297.53	100	3.02	51.59	6.09	31.59	1002.52
20/04/2026, 23:59	288.83	13.87	1.49	260.45	100	2.5	62.17	6	31.57	999.68
21/04/2026, 23:59	277.62	13.47	1.35	307.93	100	2.52	59.18	6.12	29.35	1000.91
22/04/2026, 23:59	311.18	11.29	1.84	338.18	100	2.51	58.37	8.1	31.74	1003.88
23/04/2026, 23:59	297.7	12.86	1.25	281.54	100	2.56	53.56	7.58	38.74	1003.1
24/04/2026, 23:59	312.19	14.78	0.65	292.69	100	2.5	51.61	6.55	40.95	1001.08
25/04/2026, 23:59	313.17	17.47	1.4	237.31	100	3.17	50.21	7.34	37.47	1001.01

Oizom will not be responsible for Environmental Data accuracy once Validated