

Primaria Lugoj (Gradinita Nr.5)

WEEKLY AIR-QUALITY REPORT

Timp de la: **12/04/2026, 00:00**
Timp până la: **19/04/2026, 00:00**

Numele dispozitivului: **Primaria Lugoj (Gradinita Nr.5)**
Locația dispozitivului: **Str. Ceahlăului 19, Lugoj 305500, Romania**

Parametrii: **CAQI , PM₁₀ , PM_{2.5} , NO₂ , O₃ , CO , Temperature , Wind Speed , Wind Direction , SO₂ , R. Humidity , PM₁ , PM₁₀₀ , Pressure**

Primaria Lugoj (Gradinita Nr.5)
Str. Ceahlăului 19, Lugoj 305500,
Romania



Media indicelui de calitate al aerului (ICA): **29**

Prezentare generală zilnică: Parametrii indicelui de calitate al aerului (ICA)

	CAQI AQI	PM ₁₀ μg/m ³	PM _{2.5} μg/m ³	NO ₂ μg/m ³	O ₃ μg/m ³
Average	29	27.84	10.84	5.31	32.22
Maximum	37	36.89	14.01	8.24	39.43
Date	16/04/2026	16/04/2026	16/04/2026	16/04/2026	14/04/2026
Minimum	20	19.7	7.28	0.81	25.4
Date	14/04/2026	14/04/2026	14/04/2026	14/04/2026	16/04/2026

The data shown above is based on Media zilnică .

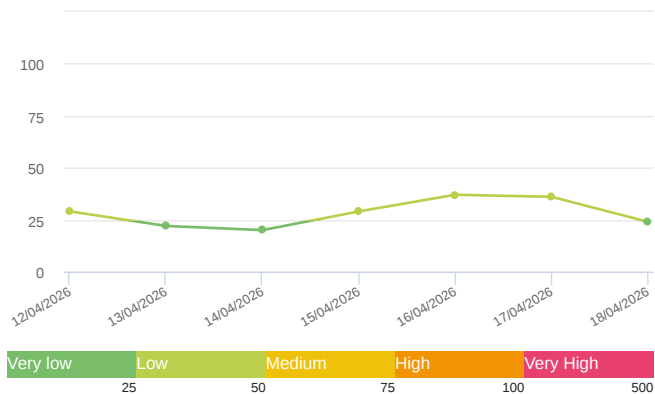
Prezentare generală zilnică: Alți parametri

	CO ppb	Temperature °C	Wind Speed m/s	Wind Direction degree	Battery %	SO ₂ ppb	R. Humidity %	PM ₁ μg/m ³	PM ₁₀₀ μg/m ³	Pressure HPa
Average	300.97	16.49	0.64	86.31	100	2.57	48.72	8.58	38.86	1004.48
Maximum	325.66	18.96	3.15	131.22	100	2.86	55.58	11.25	58.68	1006.09
Date	16/04/2026	15/04/2026	14/04/2026	14/04/2026	12/04/2026	18/04/2026	17/04/2026	16/04/2026	17/04/2026	15/04/2026
Minimum	276.96	11.28	0.51	337.84	100	2.49	40.3	5.49	28.44	1003.08
Date	14/04/2026	12/04/2026	16/04/2026	16/04/2026	12/04/2026	13/04/2026	14/04/2026	14/04/2026	14/04/2026	13/04/2026

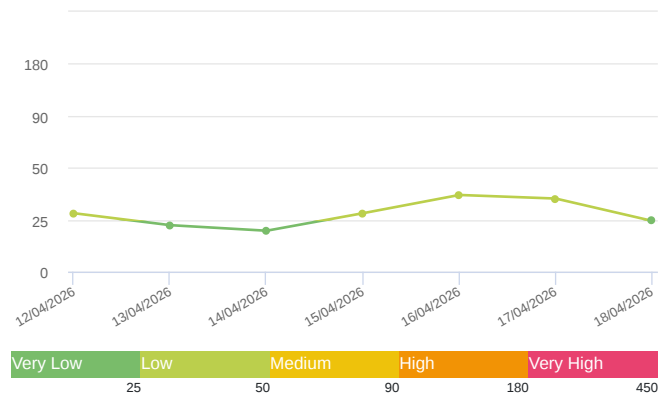
The data shown above is based on Media zilnică .

Media zilnică

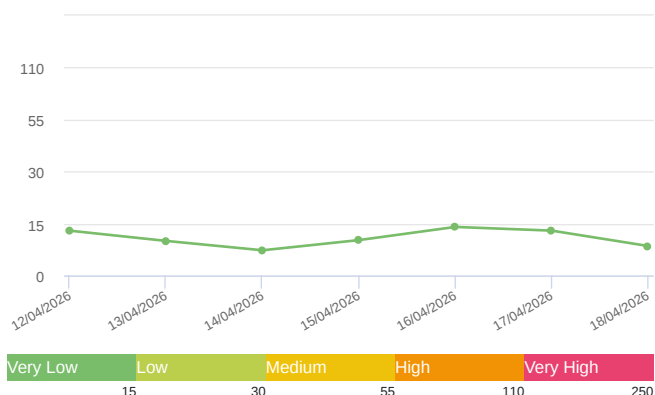
CAQI (AQI)



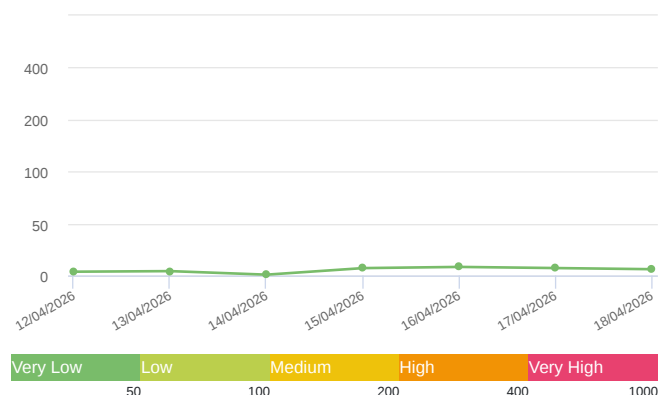
PM₁₀ (μg/m³)



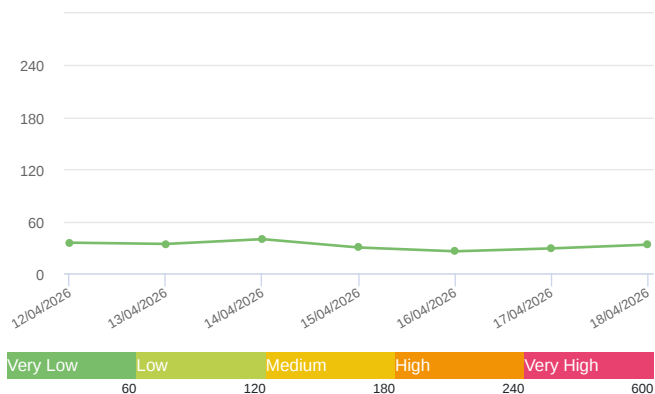
PM_{2.5} (μg/m³)



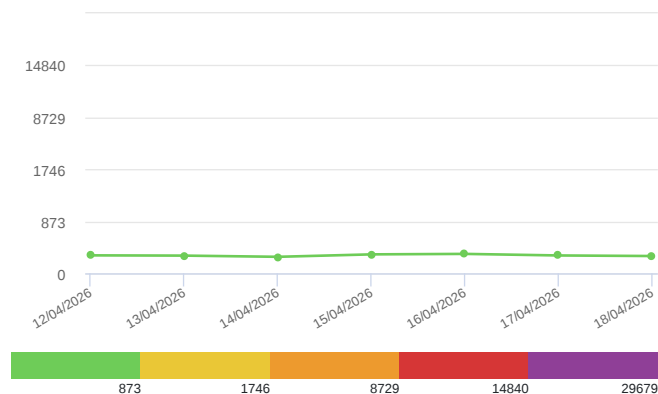
NO₂ (μg/m³)



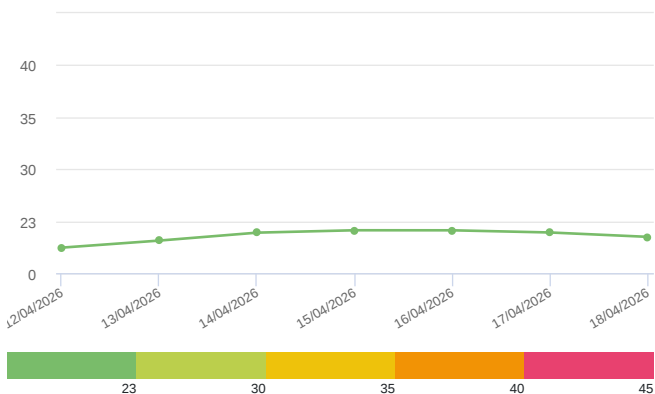
O₃ (μg/m³)



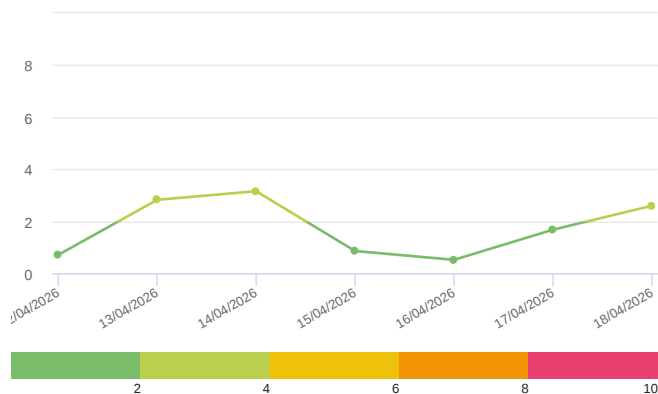
CO (ppb)



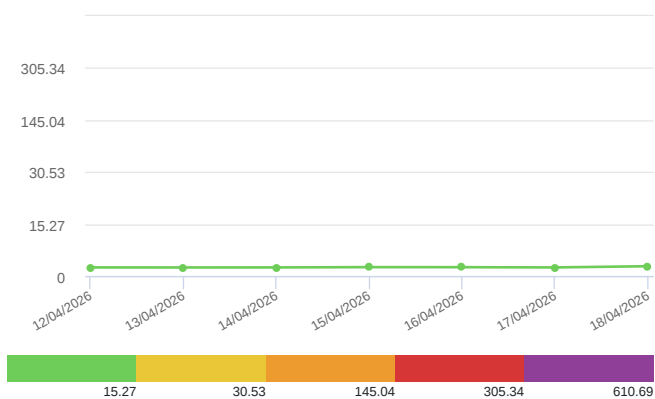
Temperature (°C)



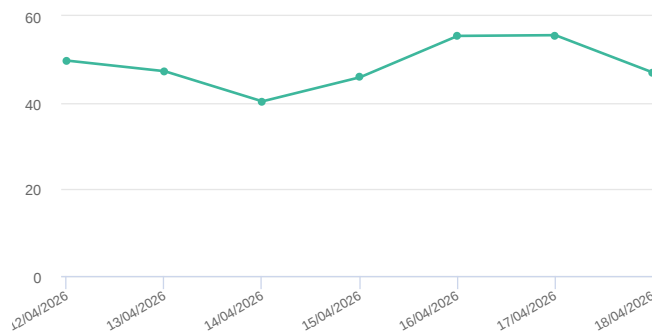
Wind Speed (m/s)



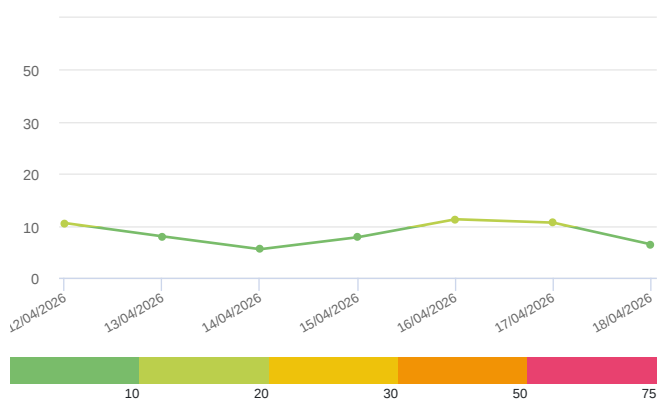
SO₂ (ppb)



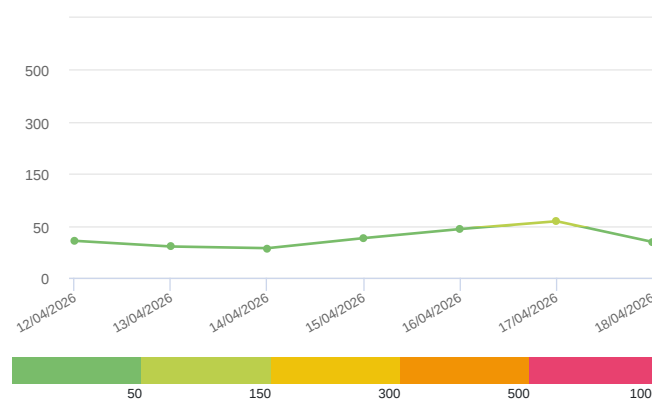
R. Humidity (%)



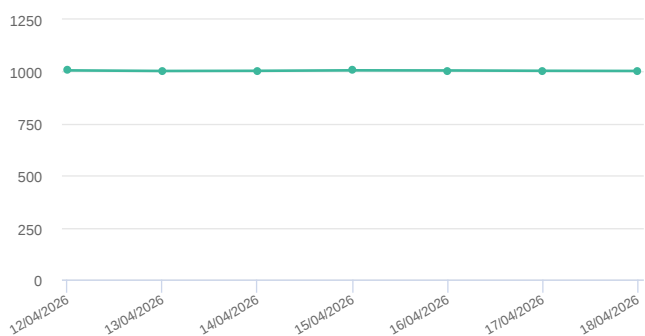
PM₁ (μg/m³)



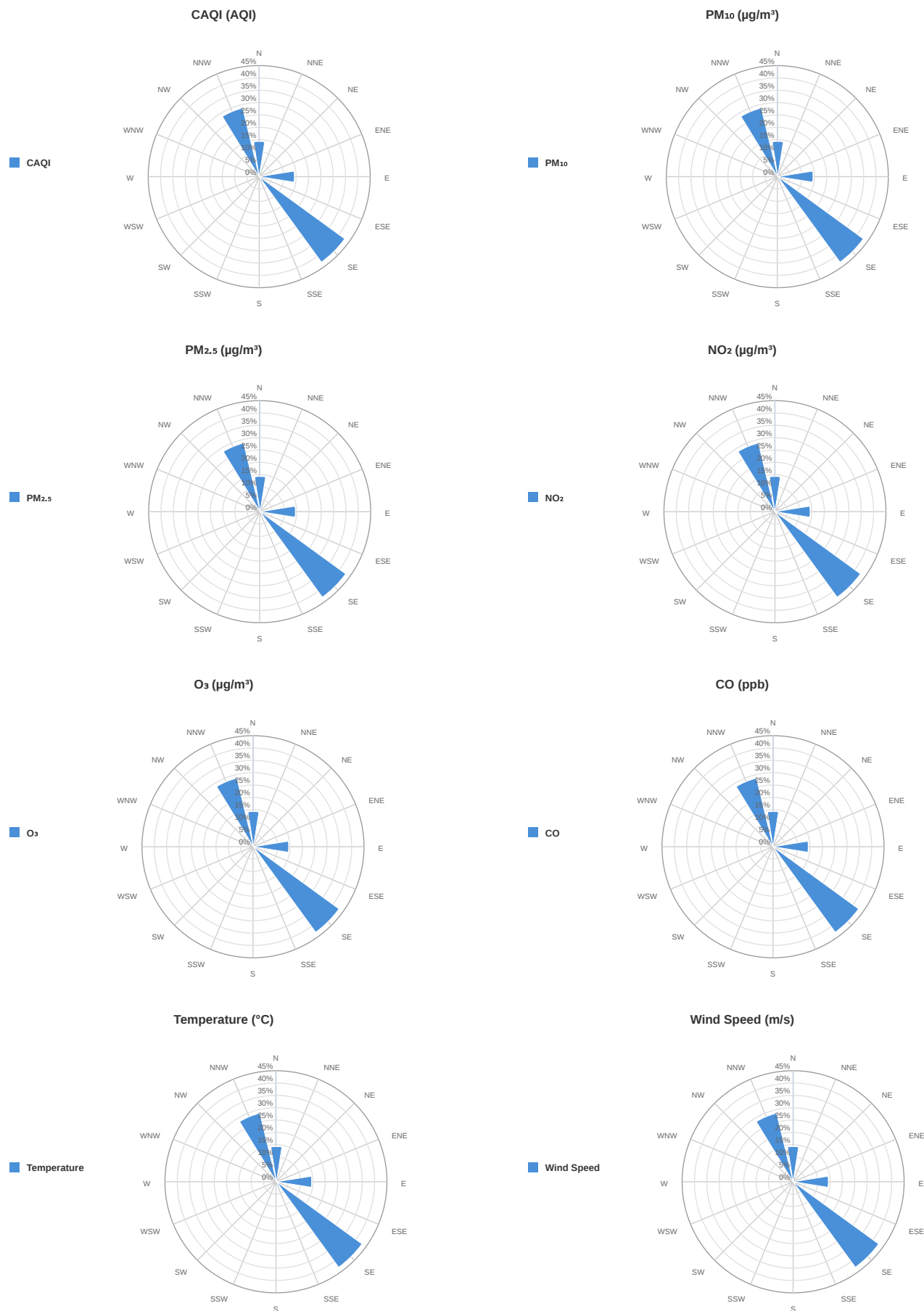
PM₁₀₀ (μg/m³)



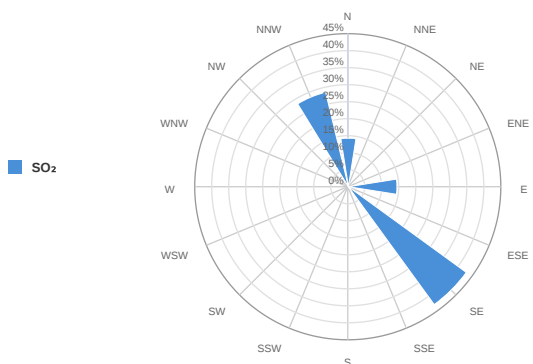
Pressure (hPa)



Media zilnică

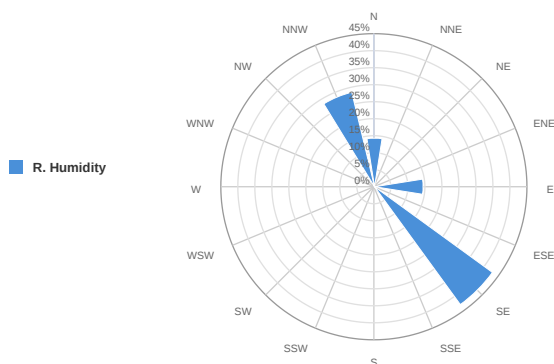


SO₂ (ppb)



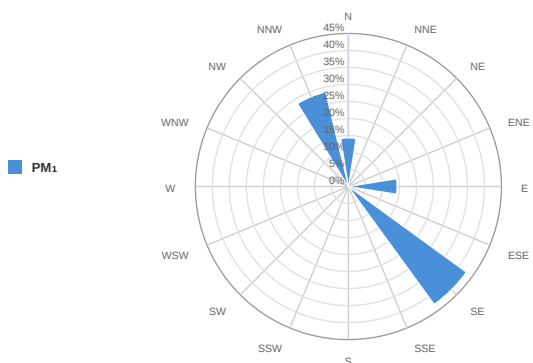
■ SO₂

R. Humidity (%)



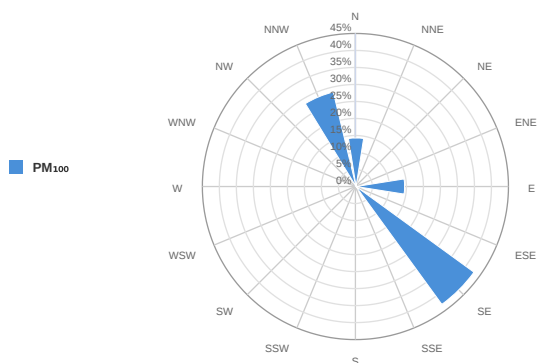
■ R. Humidity

PM₁ (μg/m³)



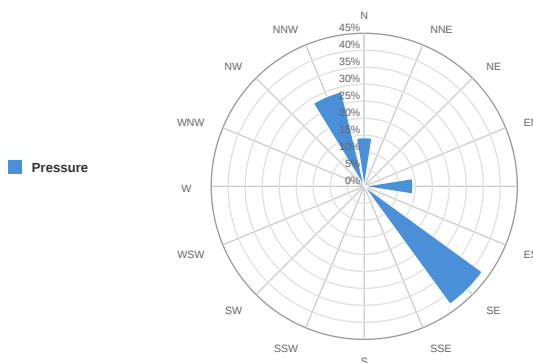
■ PM₁

PM₁₀₀ (μg/m³)



■ PM₁₀₀

Pressure (HPa)



■ Pressure

Alerte

No alerts for the selected date and time range

Parametrii indicelui de calitate al aerului (ICA)

Media zilnică

To Date	CAQI AQI	PM ₁₀ μg/m ³	PM _{2.5} μg/m ³	NO ₂ μg/m ³	O ₃ μg/m ³
12/04/2026, 23:59	29	28.12	12.93	3.66	35.32
13/04/2026, 23:59	22	22.37	9.97	4.18	33.88
14/04/2026, 23:59	20	19.7	7.28	0.81	39.43
15/04/2026, 23:59	29	28.12	10.21	7.09	29.73
16/04/2026, 23:59	37	36.89	14.01	8.24	25.4
17/04/2026, 23:59	36	35.18	12.95	7.13	28.76
18/04/2026, 23:59	24	24.46	8.52	6.06	33.06

Alți parametri

Media zilnică

To Date	CO ppb	Temperature °C	Wind Speed m/s	Wind Direction degree	Battery %	SO ₂ ppb	R. Humidity %	PM ₁ μg/m ³	PM ₁₀₀ μg/m ³	Pressure HPa
12/04/2026, 23:59	301.46	11.28	0.7	82.91	100	2.5	49.71	10.52	35.5	1005.88
13/04/2026, 23:59	296.41	14.4	2.82	126.65	100	2.49	47.26	7.96	30.04	1003.08
14/04/2026, 23:59	276.96	17.89	3.15	131.22	100	2.51	40.3	5.49	28.44	1003.84
15/04/2026, 23:59	317.37	18.96	0.85	127.69	100	2.58	45.86	7.8	38.17	1006.09
16/04/2026, 23:59	325.66	18.94	0.51	337.84	100	2.56	55.41	11.25	46.84	1005.47
17/04/2026, 23:59	299.34	17.96	1.67	350.36	100	2.51	55.58	10.6	58.68	1003.91
18/04/2026, 23:59	289.58	16.02	2.59	335.51	100	2.86	46.95	6.43	34.34	1003.1

Oizom will not be responsible for Environmental Data accuracy once Validated