

# Primaria Jimbolia ( Piata Alimentara)

## WEEKLY AIR-QUALITY REPORT

Timp de la: 29/03/2026, 00:00  
Timp până la: 05/04/2026, 00:00

Numele dispozitivului: Primaria Jimbolia ( Piata Alimentara)  
Locația dispozitivului: Strada Gheorghe Doja 4, Jimbolia 305400, Romania

Parametrii: NO<sub>2</sub> , O<sub>3</sub> , PM<sub>2.5</sub> , PM<sub>10</sub> , Wind Speed , Wind Direction , CO , SO<sub>2</sub> , R. Humidity , PM<sub>1</sub> , PM<sub>100</sub> , Pressure , Temperature

Primaria Jimbolia ( Piata  
Alimentara)  
Strada Gheorghe Doja 4, Jimbolia  
305400, Romania



Media indicelui de calitate al aerului (ICA): **46**

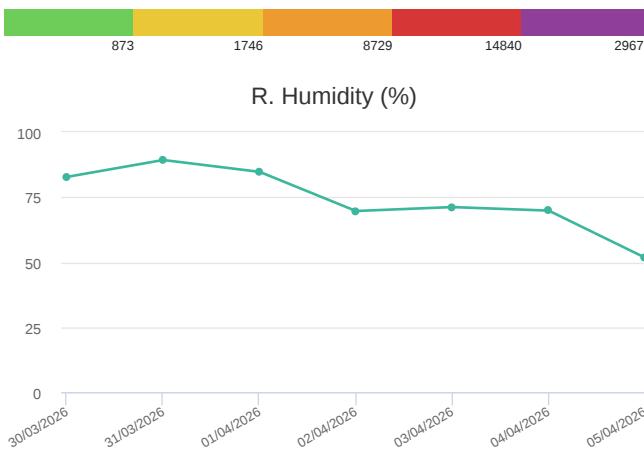
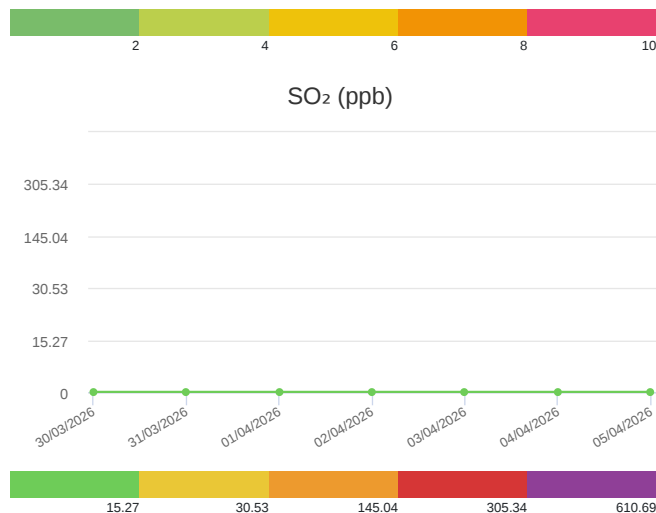
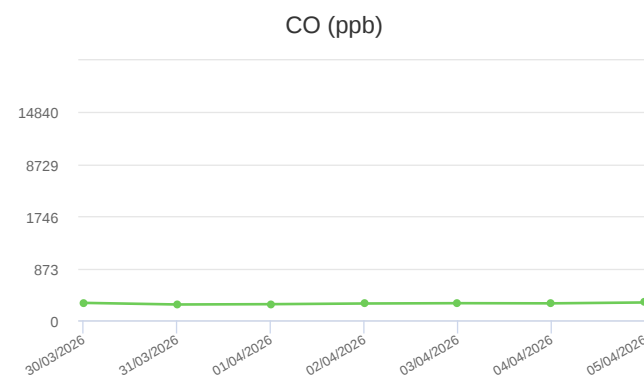
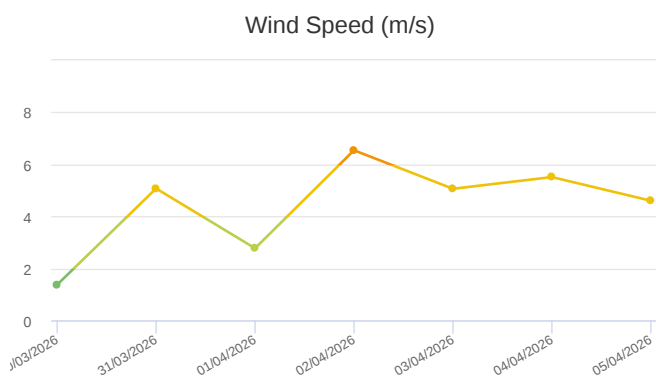
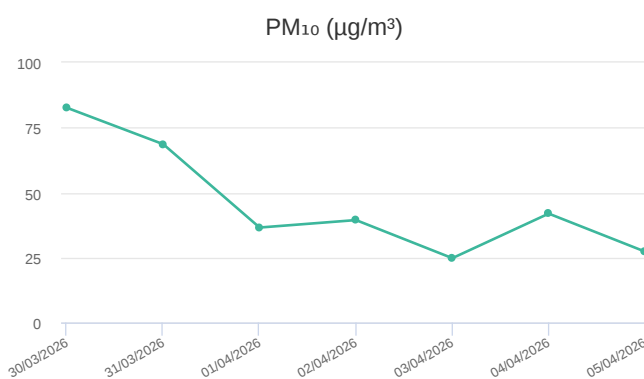
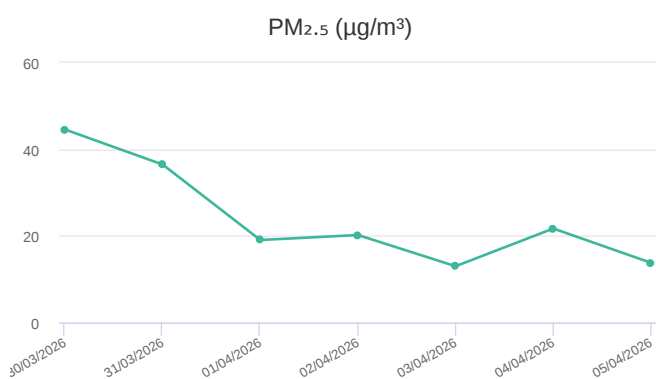
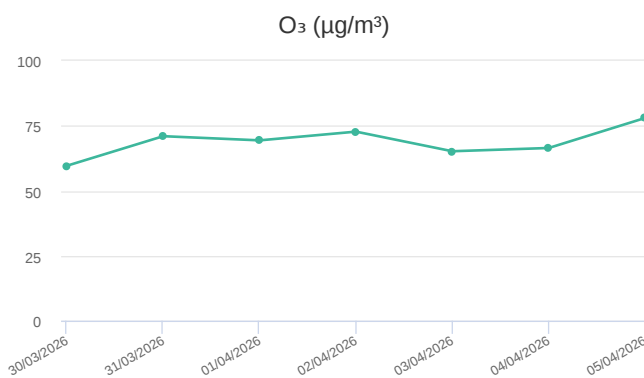
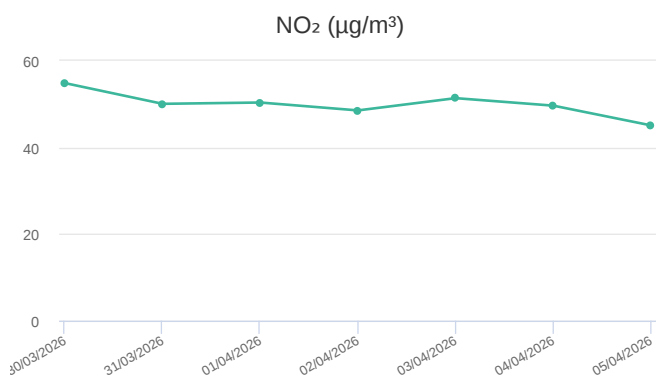
Prezentare generală zilnică: Parametrii indicelui de calitate al aerului (ICA)

	NO <sub>2</sub> μg/m <sup>3</sup>	O <sub>3</sub> μg/m <sup>3</sup>	PM <sub>2.5</sub> μg/m <sup>3</sup>	PM <sub>10</sub> μg/m <sup>3</sup>
Average	49.99	68.9	24.1	45.86
Maximum	54.84	77.98	44.55	82.61
Date	30/03/2026	05/04/2026	30/03/2026	30/03/2026
Minimum	45.09	59.61	12.99	24.75
Date	05/04/2026	30/03/2026	03/04/2026	03/04/2026

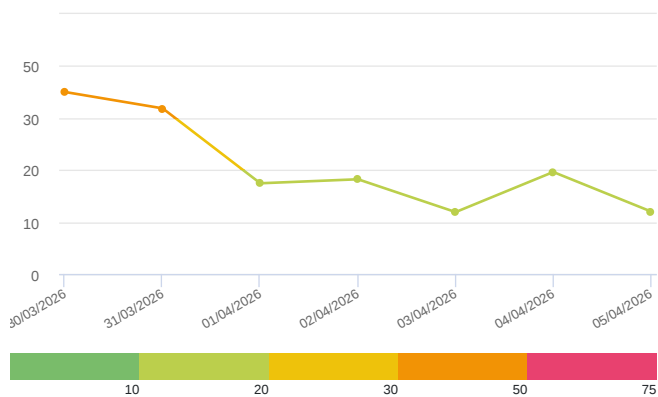
## Prezentare generală zilnică: Alți parametri

	Wind Speed m/s	Wind Direction degree	Battery %	CO ppb	SO <sub>2</sub> ppb	R. Humidity %	PM <sub>1</sub> μg/m <sup>3</sup>	PM <sub>100</sub> μg/m <sup>3</sup>	Pressure hPa	Temperature °C
<b>Average</b>	3.86	357.15	100	283.24	0	74.17	21.84	50.44	1003.14	11.14
<b>Maximum</b>	6.54	26.1	100	299.61	0	89.29	40.01	87.64	1009.39	15.12
<b>Date</b>	02/04/2026	02/04/2026	30/03/2026	05/04/2026	30/03/2026	31/03/2026	30/03/2026	30/03/2026	05/04/2026	05/04/2026
<b>Minimum</b>	1.37	349.96	100	265.07	0	51.72	11.9	28.09	996.55	7.47
<b>Date</b>	30/03/2026	30/03/2026	30/03/2026	31/03/2026	30/03/2026	05/04/2026	03/04/2026	03/04/2026	03/04/2026	01/04/2026

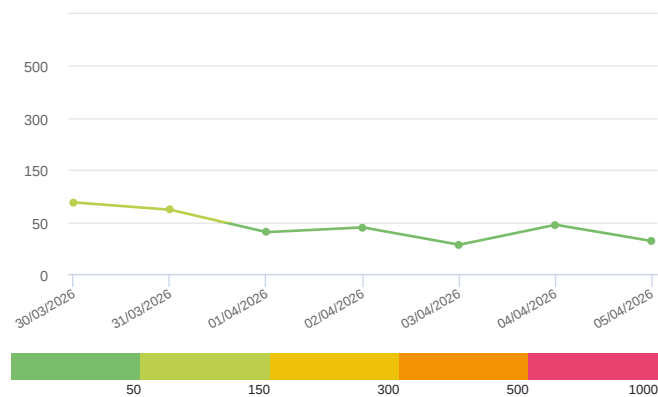
Media zilnică



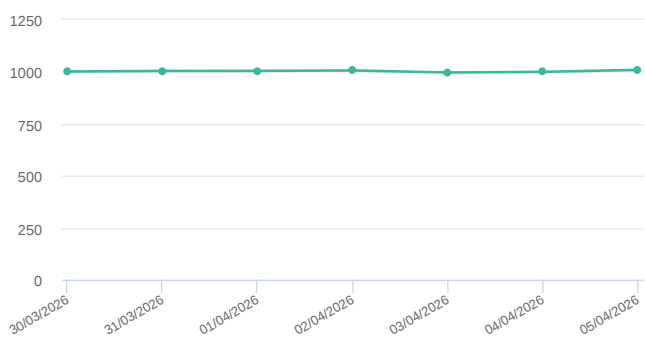
PM<sub>1</sub> (μg/m<sup>3</sup>)



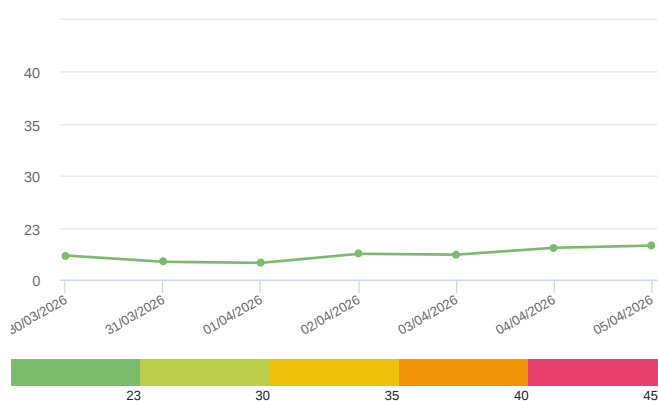
PM<sub>100</sub> (μg/m<sup>3</sup>)



Pressure (hPa)

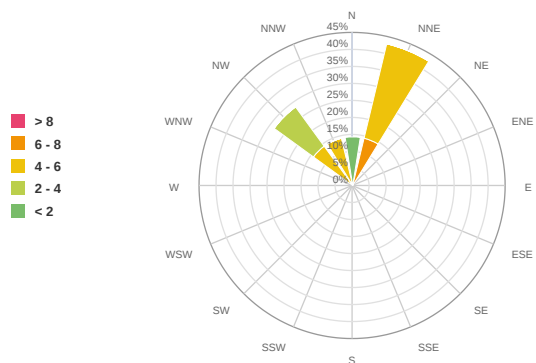


Temperature (°C)

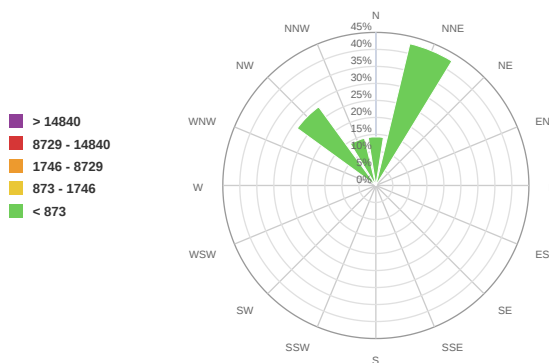


Media zilnică

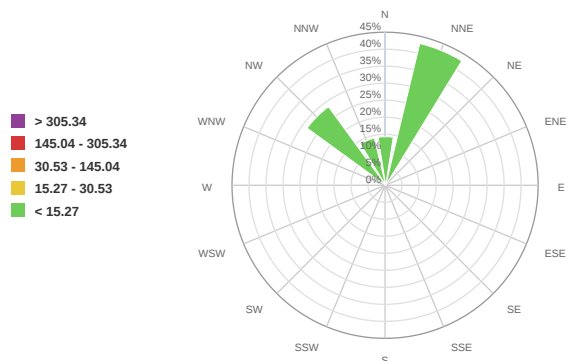
Wind Speed (m/s)



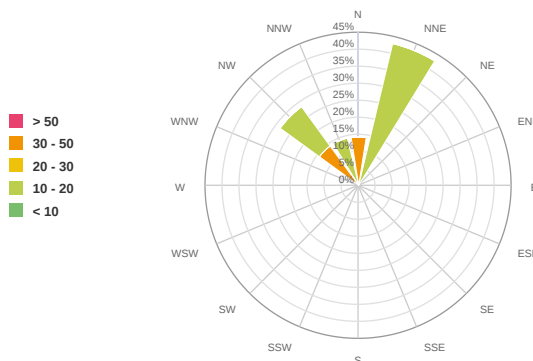
CO (ppb)



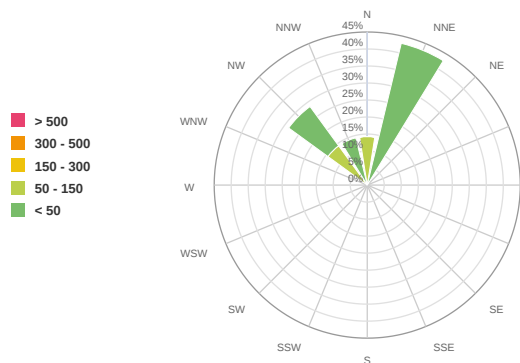
SO<sub>2</sub> (ppb)



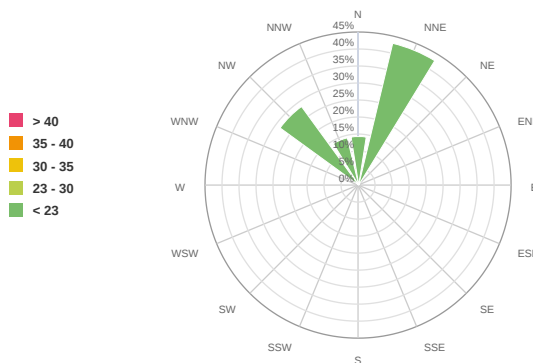
PM<sub>1</sub> (μg/m<sup>3</sup>)



PM<sub>100</sub> (μg/m<sup>3</sup>)



Temperature (°C)



---

## Alerte

---

No alerts for the selected date and time range

## Parametrii indicelui de calitate al aerului (ICA)

Media zilnică

To Date	NO <sub>2</sub> μg/m <sup>3</sup>	O <sub>3</sub> μg/m <sup>3</sup>	PM <sub>2.5</sub> μg/m <sup>3</sup>	PM <sub>10</sub> μg/m <sup>3</sup>
30/03/2026, 00:59	54.84	59.61	44.55	82.61
31/03/2026, 00:59	50.06	70.98	36.46	68.59
01/04/2026, 00:59	50.36	69.38	19.04	36.53
02/04/2026, 00:59	48.54	72.73	20.19	39.4
03/04/2026, 00:59	51.37	65.19	12.99	24.75
04/04/2026, 00:59	49.64	66.44	21.69	41.89
05/04/2026, 00:59	45.09	77.98	13.79	27.27

## Alți parametri

Media zilnică

To Date	Wind Speed m/s	Wind Direction degree	Battery %	CO ppb	SO <sub>2</sub> ppb	R. Humidity %	PM <sub>1</sub> μg/m <sup>3</sup>	PM <sub>100</sub> μg/m <sup>3</sup>	Pressure HPa	Temperature °C
30/03/2026, 00:59	1.37	349.96	100	292.76	0	82.79	40.01	87.64	1001.37	10.71
31/03/2026, 00:59	5.07	319.88	100	265.07	0	89.29	33.7	73.49	1004.05	7.94
01/04/2026, 00:59	2.77	308.65	100	270.66	0	84.73	17.44	40.2	1004.47	7.47
02/04/2026, 00:59	6.54	26.1	100	282.19	0	69.67	18.21	44.74	1006.48	11.48
03/04/2026, 00:59	5.06	23.13	100	287.63	0	71.18	11.9	28.09	996.55	11.1
04/04/2026, 00:59	5.51	14.44	100	284.78	0	69.82	19.61	47.3	999.71	14.15
05/04/2026, 00:59	4.6	335.42	100	299.61	0	51.72	12.02	31.64	1009.39	15.12

Oizom will not be responsible for Environmental Data accuracy once Validated