

Primaria Jimbolia (Piata Alimentara)

WEEKLY AIR-QUALITY REPORT

Timp de la: **15/03/2026, 00:00**
Timp până la: **22/03/2026, 00:00**

Numele dispozitivului: **Primaria Jimbolia (Piata Alimentara)**
Locația dispozitivului: **Strada Gheorghe Doja 4, Jimbolia 305400, Romania**

Parametrii: **CAQI , NO₂ , O₃ , PM_{2.5} , PM₁₀ , Wind Speed , Wind Direction , CO , SO₂ , R. Humidity , PM₁ , PM₁₀₀ , Pressure , Temperature**

Primaria Jimbolia (Piata
Alimentara)
Strada Gheorghe Doja 4, Jimbolia
305400, Romania



Media indicelui de calitate al aerului (ICA): **36**

Prezentare generală zilnică: Parametrii indicelui de calitate al aerului (ICA)

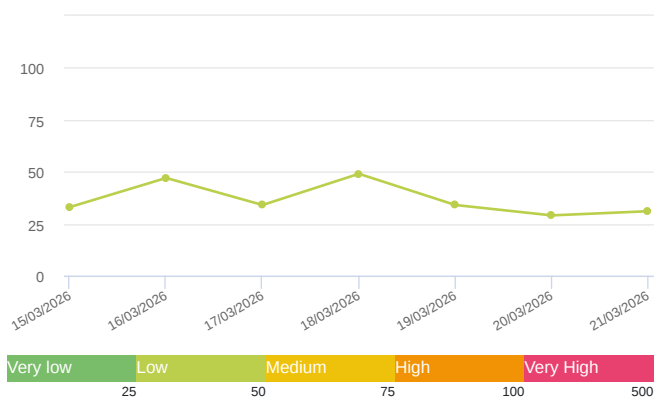
	CAQI AQI	NO ₂ μg/m ³	O ₃ μg/m ³	PM _{2.5} μg/m ³	PM ₁₀ μg/m ³
Average	36	47.87	72.5	15	35.7
Maximum	49	53.63	77.42	19.88	49.01
Date	18/03/2026	20/03/2026	15/03/2026	16/03/2026	18/03/2026
Minimum	29	40	67.65	11.24	25.64
Date	20/03/2026	15/03/2026	20/03/2026	20/03/2026	20/03/2026

Prezentare generală zilnică: Alți parametri

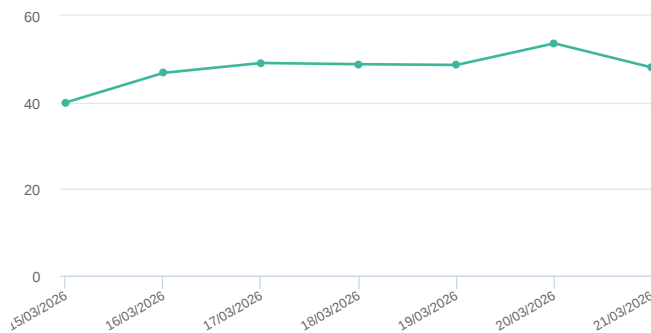
	Wind Speed m/s	Wind Direction degree	Battery %	CO ppb	SO ₂ ppb	R. Humidity %	PM ₁ μg/m ³	PM ₁₀₀ μg/m ³	Pressure hPa	Temperature °C
Average	1.38	78.92	100	297.73	0	50.58	12.87	46.62	1007.53	11.4
Maximum	3.36	170.53	100	373.1	0	54.21	17.07	64.24	1010.91	12.45
Date	16/03/2026	16/03/2026	15/03/2026	16/03/2026	15/03/2026	17/03/2026	16/03/2026	18/03/2026	19/03/2026	15/03/2026
Minimum	1.31	350.31	100	263.16	0	47.18	9.65	34.05	1002.45	9.89
Date	17/03/2026	17/03/2026	15/03/2026	20/03/2026	15/03/2026	15/03/2026	20/03/2026	20/03/2026	15/03/2026	19/03/2026

Media zilnică

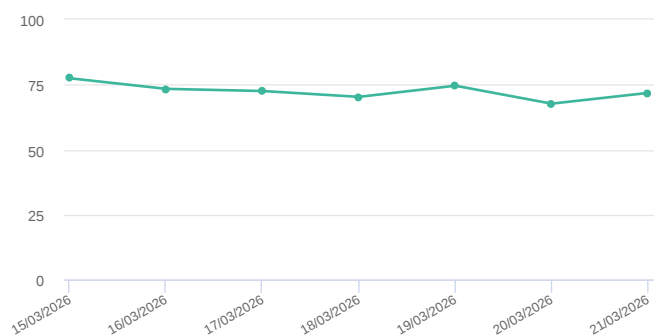
CAQI (AQI)



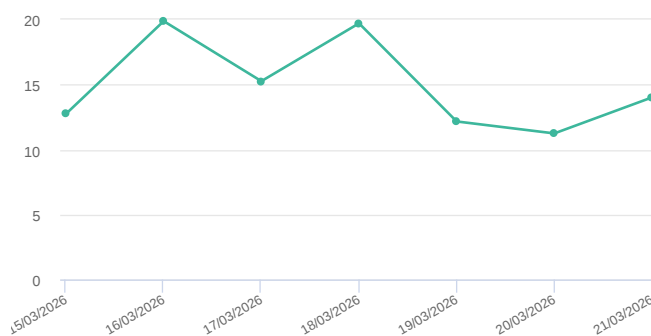
NO₂ (μg/m³)



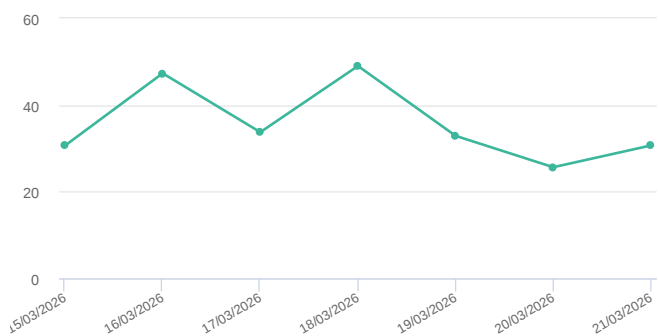
O₃ (μg/m³)



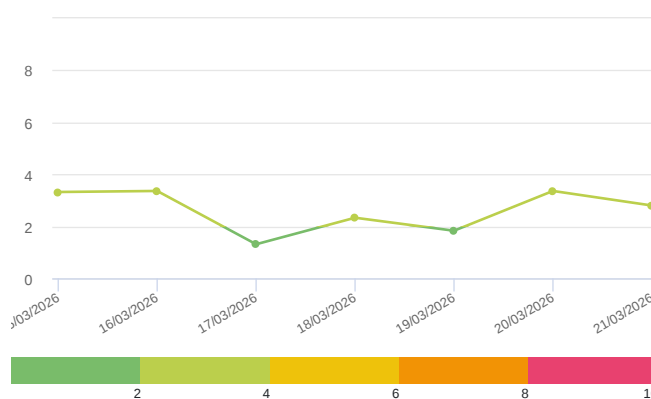
PM_{2.5} (μg/m³)



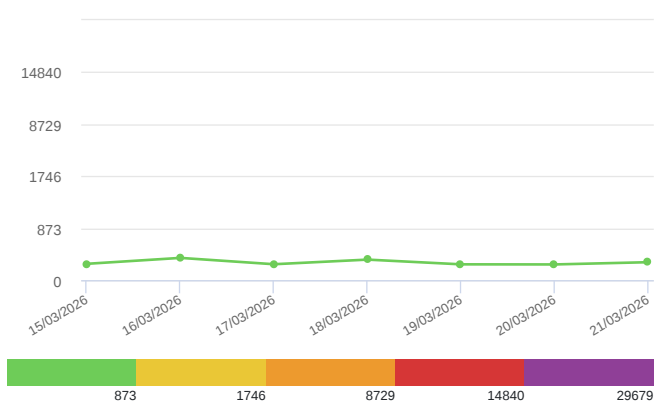
PM₁₀ (μg/m³)



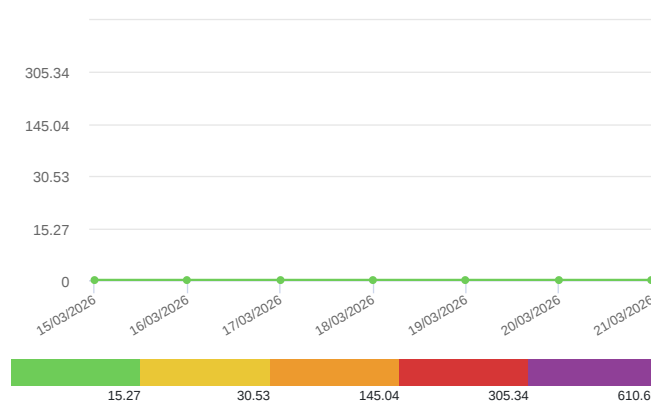
Wind Speed (m/s)

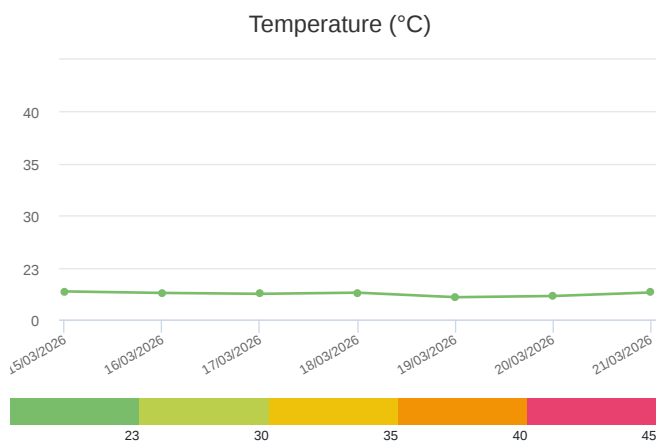
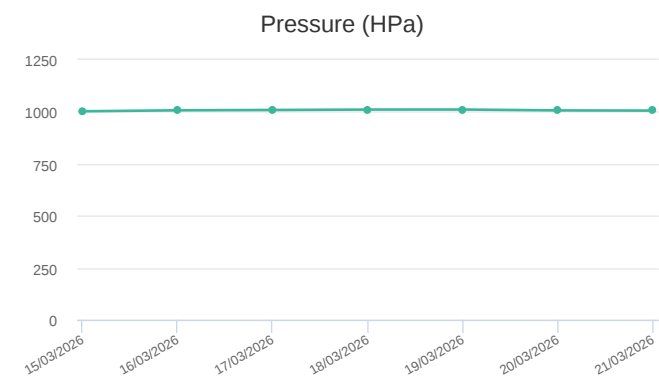
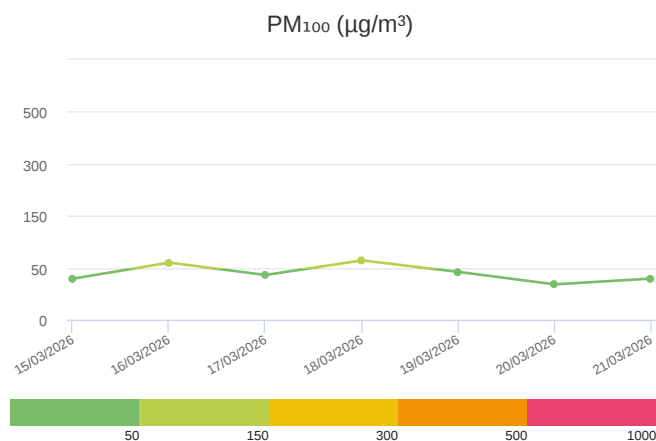
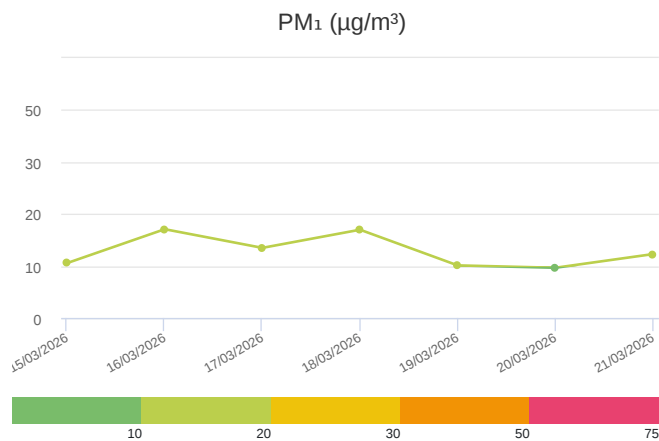
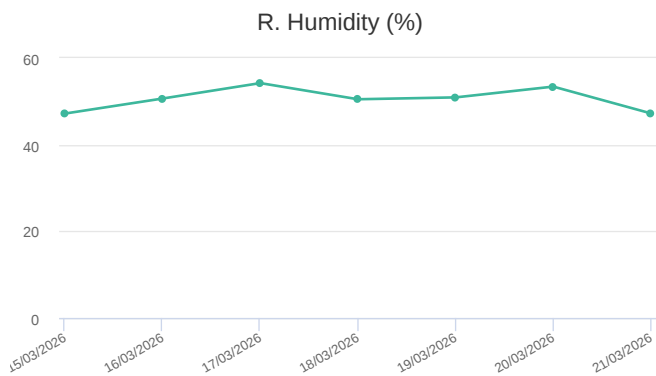


CO (ppb)



SO₂ (ppb)

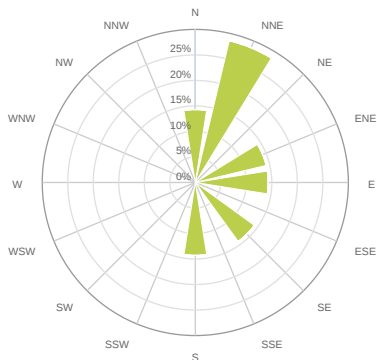




Media zilnică

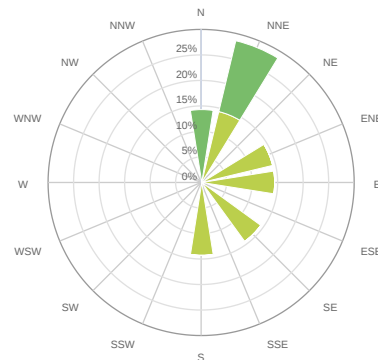
CAQI (AQI)

- > 100
- 75 - 100
- 50 - 75
- 25 - 50
- < 25



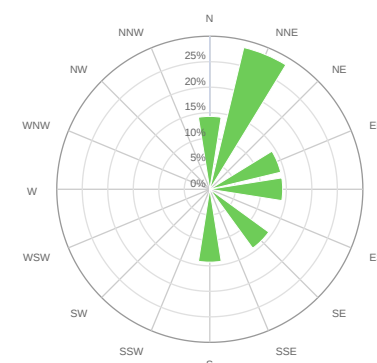
Wind Speed (m/s)

- > 8
- 6 - 8
- 4 - 6
- 2 - 4
- < 2



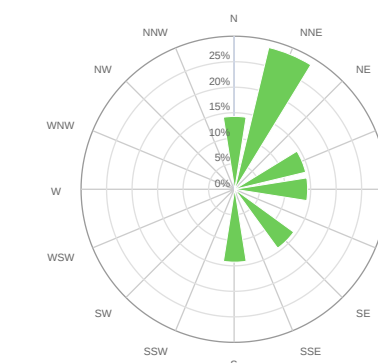
CO (ppb)

- > 14840
- 8729 - 14840
- 1746 - 8729
- 873 - 1746
- < 873



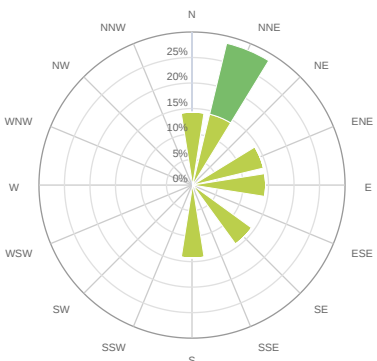
SO₂ (ppb)

- > 305.34
- 145.04 - 305.34
- 30.53 - 145.04
- 15.27 - 30.53
- < 15.27



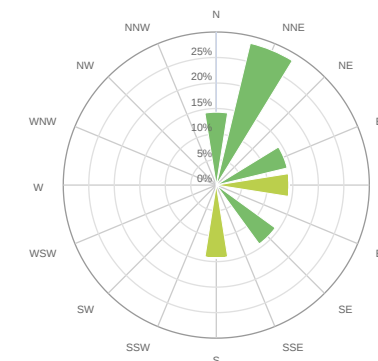
PM₁ (μg/m³)

- > 50
- 30 - 50
- 20 - 30
- 10 - 20
- < 10



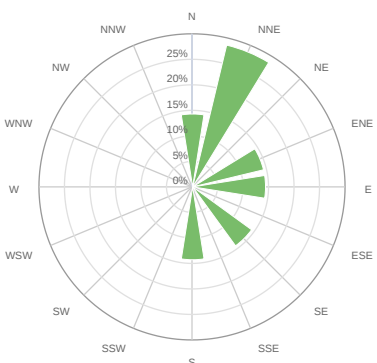
PM₁₀₀ (μg/m³)

- > 500
- 300 - 500
- 150 - 300
- 50 - 150
- < 50



Temperature (°C)

- > 40
- 35 - 40
- 30 - 35
- 23 - 30
- < 23



Alerte

No alerts for the selected date and time range

Parametrii indicelui de calitate al aerului (ICA)

Media zilnică

To Date	CAQI AQI	NO ₂ μg/m ³	O ₃ μg/m ³	PM _{2.5} μg/m ³	PM ₁₀ μg/m ³
15/03/2026, 23:59	33	40	77.42	12.75	30.63
16/03/2026, 23:59	47	46.83	73.34	19.88	47.32
17/03/2026, 23:59	34	49.1	72.51	15.26	33.73
18/03/2026, 23:59	49	48.82	70.26	19.71	49.01
19/03/2026, 23:59	34	48.65	74.55	12.16	32.88
20/03/2026, 23:59	29	53.63	67.65	11.24	25.64
21/03/2026, 23:59	31	48.06	71.78	14.01	30.66

Alți parametri

Media zilnică

To Date	Wind Speed m/s	Wind Direction degree	Battery %	CO ppb	SO ₂ ppb	R. Humidity %	PM ₁ μg/m ³	PM ₁₀₀ μg/m ³	Pressure HPa	Temperature °C
15/03/2026, 23:59	3.32	134.87	100	273.12	0	47.18	10.55	39.51	1002.45	12.45
16/03/2026, 23:59	3.36	170.53	100	373.1	0	50.65	17.07	59.91	1007.25	11.78
17/03/2026, 23:59	1.31	350.31	100	266.4	0	54.21	13.48	43.03	1008.75	11.39
18/03/2026, 23:59	2.33	79.67	100	343.69	0	50.48	16.97	64.24	1010.77	11.89
19/03/2026, 23:59	1.83	17.88	100	264.67	0	50.91	10.11	46.03	1010.91	9.89
20/03/2026, 23:59	3.36	23.37	100	263.16	0	53.4	9.65	34.05	1006.75	10.43
21/03/2026, 23:59	2.8	69.42	100	299.96	0	47.22	12.28	39.61	1005.81	11.99

Oizom will not be responsible for Environmental Data accuracy once Validated