

Primaria Jimbolia (Piata Alimentara)

WEEKLY AIR-QUALITY REPORT

Timp de la: **08/03/2026, 00:00**
Timp până la: **15/03/2026, 00:00**

Numele dispozitivului: **Primaria Jimbolia (Piata Alimentara)**
Locația dispozitivului: **Strada Gheorghe Doja 4, Jimbolia 305400, Romania**

Parametrii: **CAQI , NO₂ , O₃ , PM_{2.5} , PM₁₀ , Wind Speed , Wind Direction , CO , SO₂ , R. Humidity , PM₁ , PM₁₀₀ , Pressure , Temperature**

Primaria Jimbolia (Piata
Alimentara)
Strada Gheorghe Doja 4, Jimbolia
305400, Romania



Media indicelui de calitate al aerului (ICA): **31**

Prezentare generală zilnică: Parametrii indicelui de calitate al aerului (ICA)

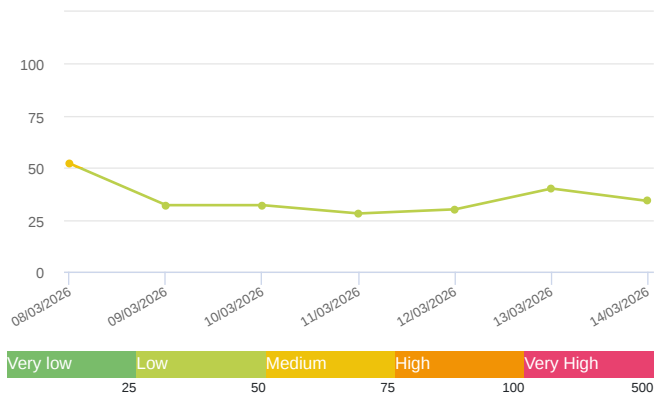
	CAQI AQI	NO ₂ μg/m ³	O ₃ μg/m ³	PM _{2.5} μg/m ³	PM ₁₀ μg/m ³
Average	31	44.36	71.66	13.6	29.77
Maximum	52	47.59	79.39	26.07	50.92
Date	08/03/2026	11/03/2026	14/03/2026	08/03/2026	08/03/2026
Minimum	28	43.14	66	7.03	16.38
Date	11/03/2026	12/03/2026	11/03/2026	10/03/2026	10/03/2026

Prezentare generală zilnică: Alți parametri

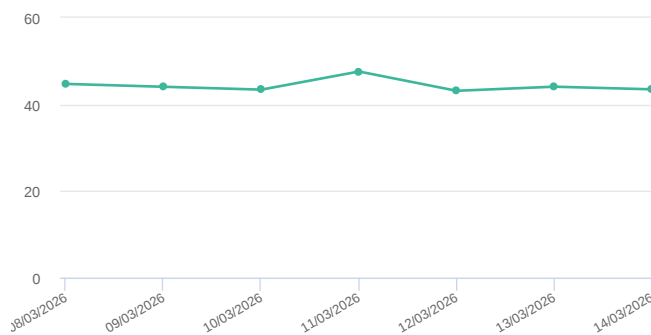
	Wind Speed m/s	Wind Direction degree	Battery %	CO ppb	SO ₂ ppb	R. Humidity %	PM ₁ μg/m ³	PM ₁₀₀ μg/m ³	Pressure hPa	Temperature °C
Average	4.25	155.49	100	292.9	0	51.18	11.84	37.91	1013.64	12.56
Maximum	7.58	157.18	100	345.6	0	56.17	23.9	58.86	1020.08	14.24
Date	14/03/2026	14/03/2026	08/03/2026	08/03/2026	08/03/2026	08/03/2026	08/03/2026	08/03/2026	09/03/2026	12/03/2026
Minimum	1.49	72.82	100	262.8	0	46.69	5.9	22.66	1001.74	11.54
Date	08/03/2026	08/03/2026	08/03/2026	10/03/2026	08/03/2026	11/03/2026	10/03/2026	10/03/2026	14/03/2026	10/03/2026

Media zilnică

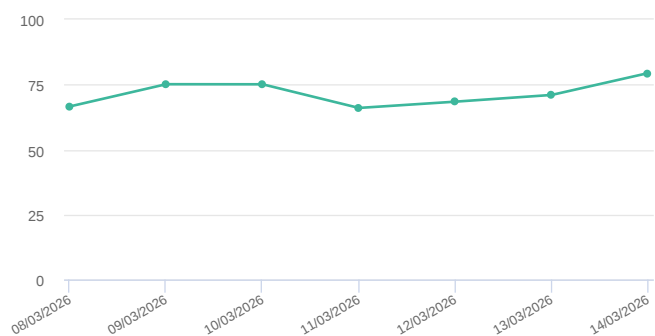
CAQI (AQI)



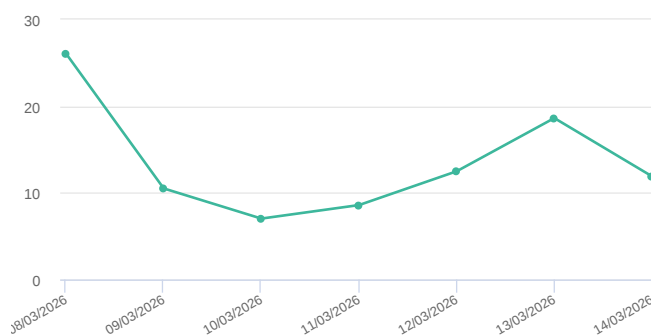
NO₂ (μg/m³)



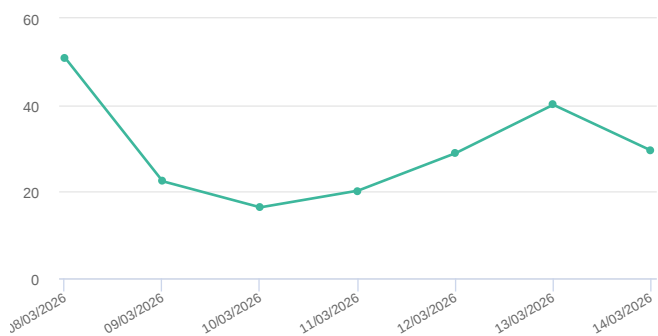
O₃ (μg/m³)



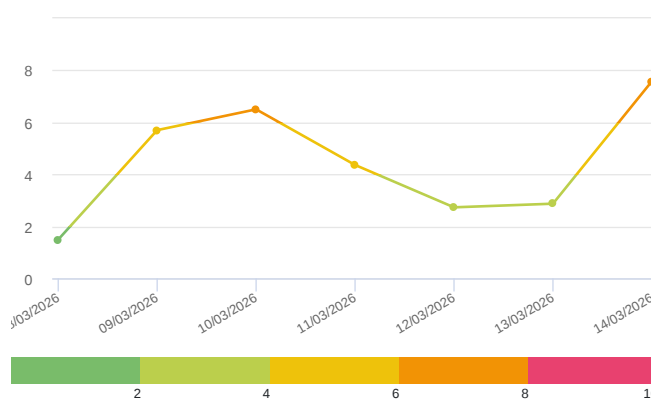
PM_{2.5} (μg/m³)



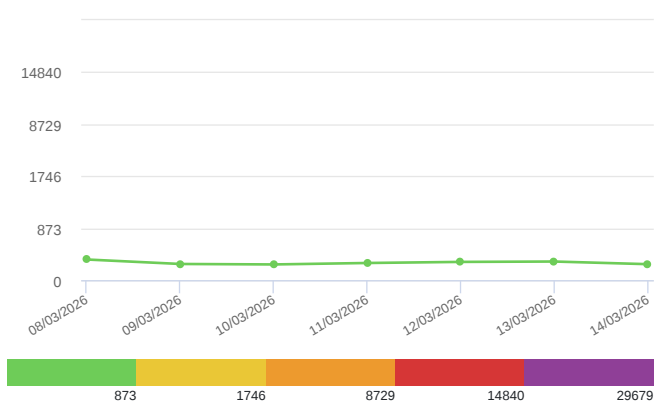
PM₁₀ (μg/m³)



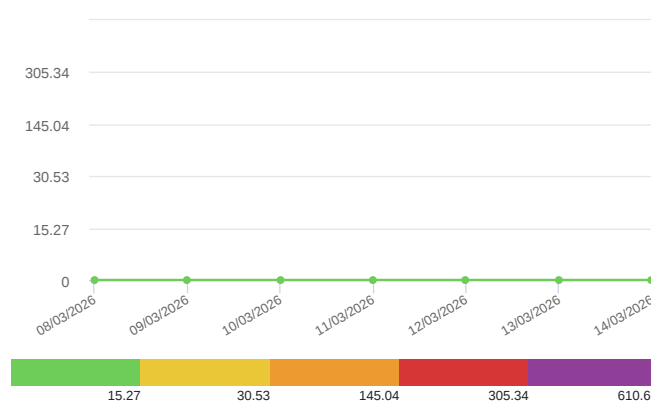
Wind Speed (m/s)

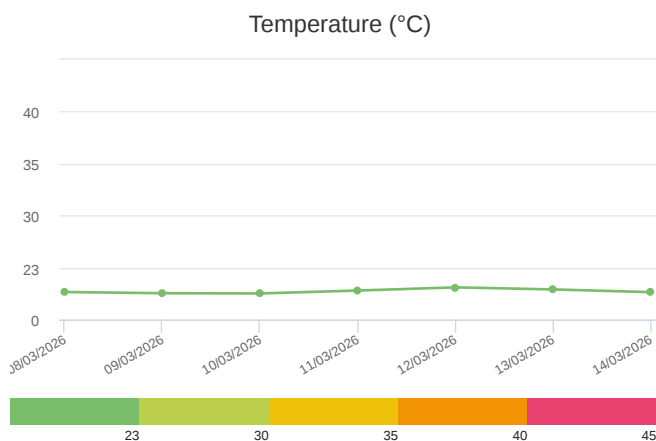
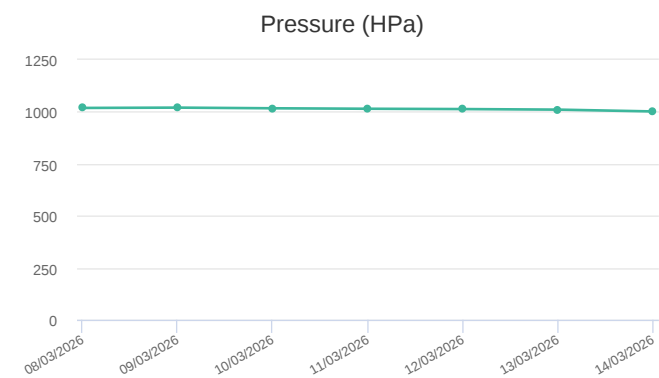
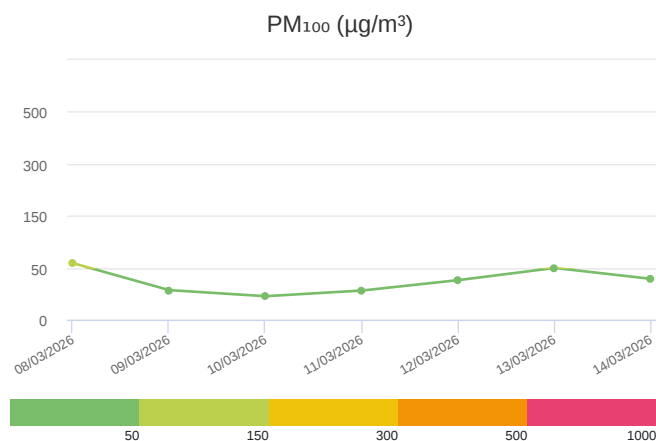
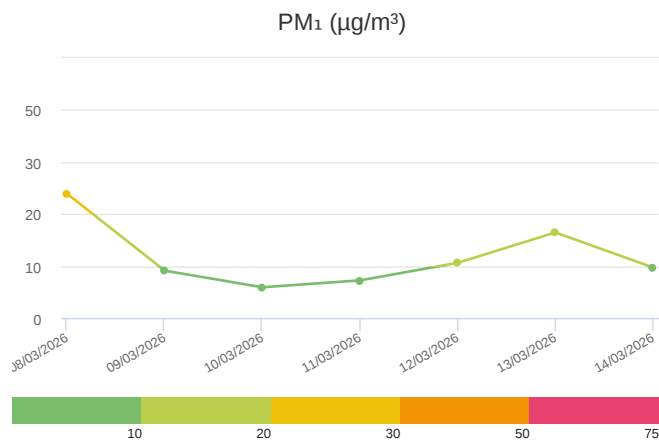
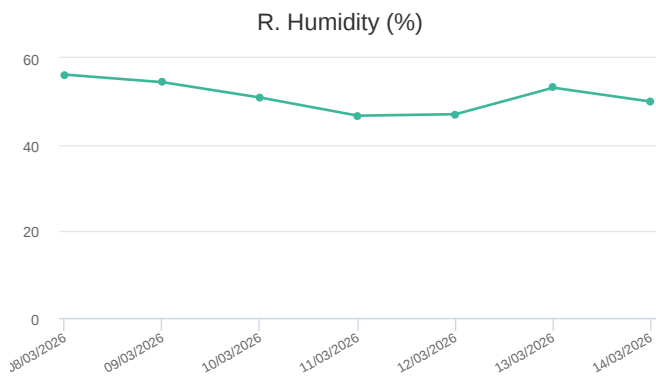


CO (ppb)



SO₂ (ppb)

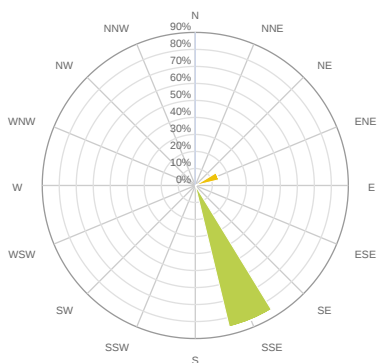




Media zilnică

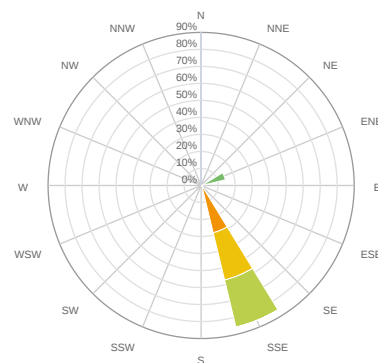
CAQI (AQI)

- > 100
- 75 - 100
- 50 - 75
- 25 - 50
- < 25



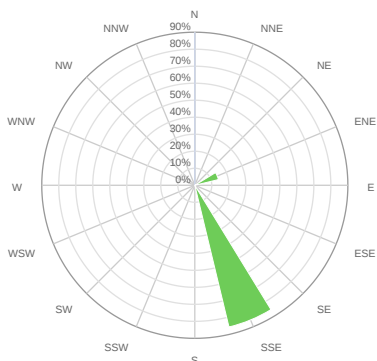
Wind Speed (m/s)

- > 8
- 6 - 8
- 4 - 6
- 2 - 4
- < 2



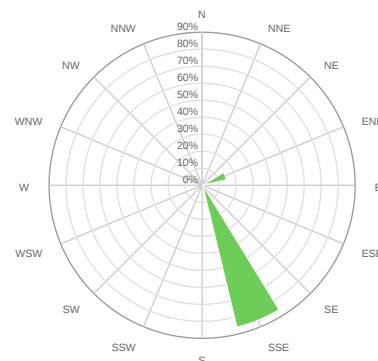
CO (ppb)

- > 14840
- 8729 - 14840
- 1746 - 8729
- 873 - 1746
- < 873



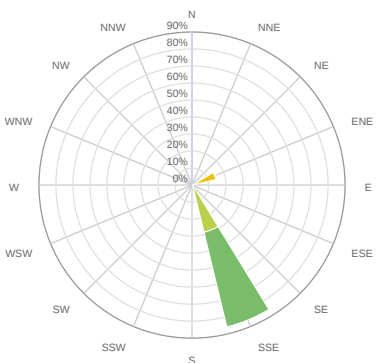
SO₂ (ppb)

- > 305.34
- 145.04 - 305.34
- 30.53 - 145.04
- 15.27 - 30.53
- < 15.27



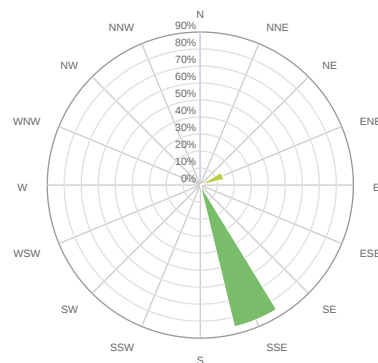
PM₁ (μg/m³)

- > 50
- 30 - 50
- 20 - 30
- 10 - 20
- < 10



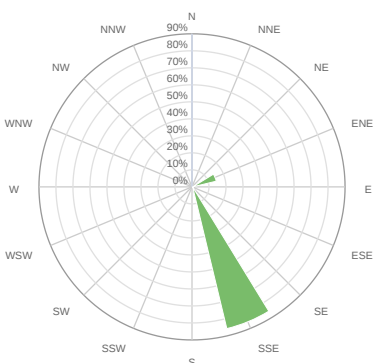
PM₁₀₀ (μg/m³)

- > 500
- 300 - 500
- 150 - 300
- 50 - 150
- < 50



Temperature (°C)

- > 40
- 35 - 40
- 30 - 35
- 23 - 30
- < 23



Alerte

No alerts for the selected date and time range

Parametrii indicelui de calitate al aerului (ICA)

Media zilnică

To Date	CAQI AQI	NO ₂ μg/m ³	O ₃ μg/m ³	PM _{2.5} μg/m ³	PM ₁₀ μg/m ³
08/03/2026, 23:59	52	44.73	66.58	26.07	50.92
09/03/2026, 23:59	32	44.07	75.13	10.51	22.4
10/03/2026, 23:59	32	43.41	75.1	7.03	16.38
11/03/2026, 23:59	28	47.59	66	8.59	20.23
12/03/2026, 23:59	30	43.14	68.41	12.49	28.89
13/03/2026, 23:59	40	44.09	71	18.63	40.06
14/03/2026, 23:59	34	43.48	79.39	11.91	29.51

Alți parametri

Media zilnică

To Date	Wind Speed m/s	Wind Direction degree	Battery %	CO ppb	SO ₂ ppb	R. Humidity %	PM ₁ μg/m ³	PM ₁₀₀ μg/m ³	Pressure HPa	Temperature °C
08/03/2026, 23:59	1.49	72.82	100	345.6	0	56.17	23.9	58.86	1018.57	12.2
09/03/2026, 23:59	5.7	153.83	100	270.44	0	54.42	9.1	28.49	1020.08	11.64
10/03/2026, 23:59	6.5	160.89	100	262.8	0	50.87	5.9	22.66	1016.91	11.54
11/03/2026, 23:59	4.36	163.41	100	287.41	0	46.69	7.23	28.12	1014.62	12.83
12/03/2026, 23:59	2.73	147.2	100	305.22	0	47.03	10.6	38.1	1013.12	14.24
13/03/2026, 23:59	2.87	167.54	100	311.98	0	53.15	16.44	49.82	1010.44	13.32
14/03/2026, 23:59	7.58	157.18	100	266.87	0	49.94	9.72	39.34	1001.74	12.11

Oizom will not be responsible for Environmental Data accuracy once Validated