

Primaria Jimbolia (Piata Alimentara)

WEEKLY AIR-QUALITY REPORT

Timp de la: **19/04/2026, 00:00**
Timp până la: **26/04/2026, 00:00**

Numele dispozitivului: **Primaria Jimbolia (Piata Alimentara)**
Locația dispozitivului: **Strada Gheorghe Doja 4, Jimbolia 305400, Romania**

Parametrii: **CAQI , PM₁₀ , PM_{2.5} , NO₂ , O₃ , CO , Temperature , Wind Speed , Wind Direction , SO₂ , R. Humidity , PM₁ , PM₁₀₀ , Pressure**

Primaria Jimbolia (Piata Alimentara)
Strada Gheorghe Doja 4, Jimbolia
305400, Romania



Media indicelui de calitate al aerului (ICA): **32**

Prezentare generală zilnică: Parametrii indicelui de calitate al aerului (ICA)

	CAQI AQI	PM ₁₀ μg/m ³	PM _{2.5} μg/m ³	NO ₂ μg/m ³	O ₃ μg/m ³
Average	32	17.93	7.61	46.4	75.12
Maximum	34	22.38	9.69	50.3	80.28
Date	22/04/2026	23/04/2026	22/04/2026	20/04/2026	23/04/2026
Minimum	29	13.48	6.34	41.21	67.66
Date	25/04/2026	21/04/2026	20/04/2026	19/04/2026	25/04/2026

The data shown above is based on Media zilnică .

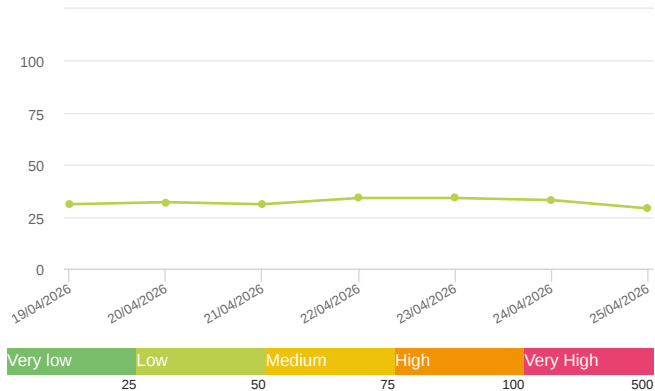
Prezentare generală zilnică: Alți parametri

	CO ppb	Temperature °C	Wind Speed m/s	Wind Direction degree	Battery %	SO ₂ ppb	R. Humidity %	PM ₁ μg/m ³	PM ₁₀₀ μg/m ³	Pressure HPa
Average	269.13	15.76	3	317.59	100	0	50.07	6.34	24.78	1006.39
Maximum	281.86	18.87	4.7	304.56	100	0	59.32	8.5	32.39	1009.16
Date	22/04/2026	25/04/2026	20/04/2026	20/04/2026	19/04/2026	19/04/2026	20/04/2026	22/04/2026	23/04/2026	22/04/2026
Minimum	256.74	13.1	1.04	286.99	99.99	0	44.8	5.36	17.19	1004.27
Date	21/04/2026	22/04/2026	19/04/2026	19/04/2026	21/04/2026	19/04/2026	25/04/2026	20/04/2026	21/04/2026	20/04/2026

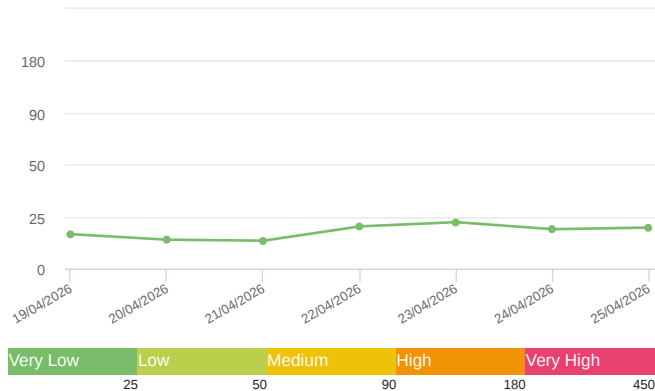
The data shown above is based on Media zilnică .

Media zilnică

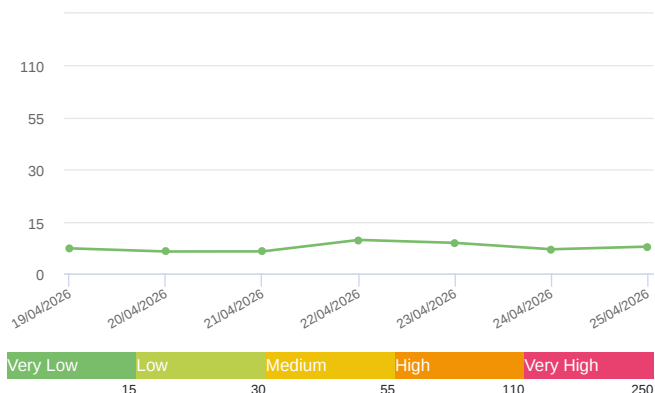
CAQI (AQI)



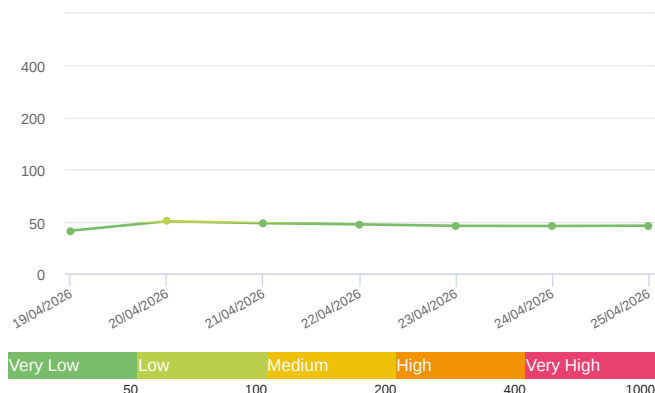
PM₁₀ (μg/m³)



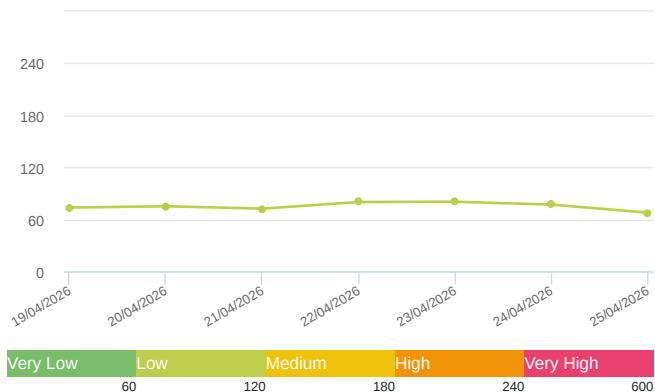
PM_{2.5} (μg/m³)



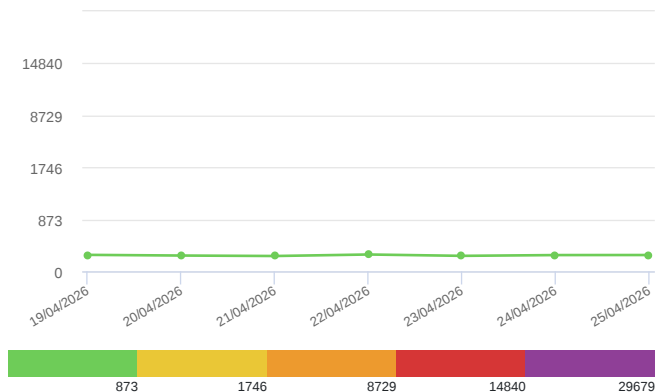
NO₂ (μg/m³)



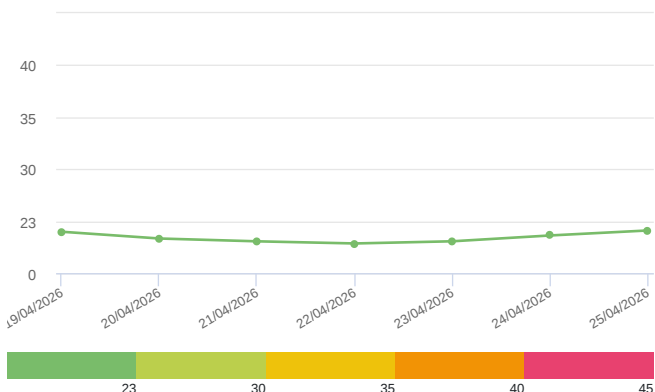
O₃ (μg/m³)



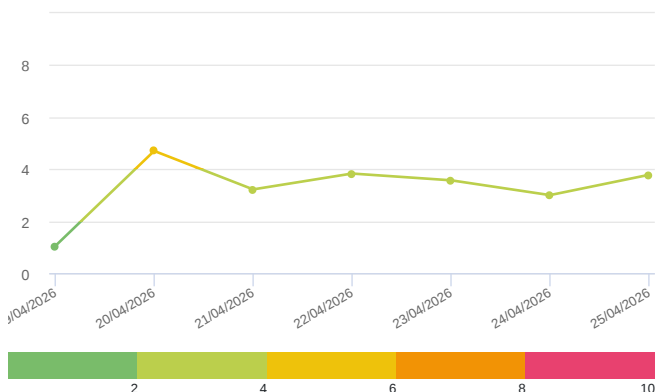
CO (ppb)



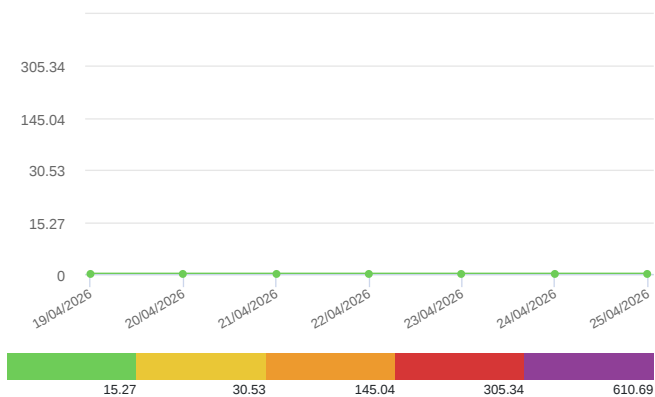
Temperature (°C)



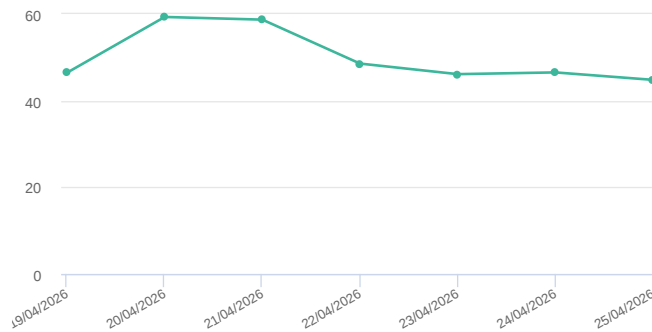
Wind Speed (m/s)



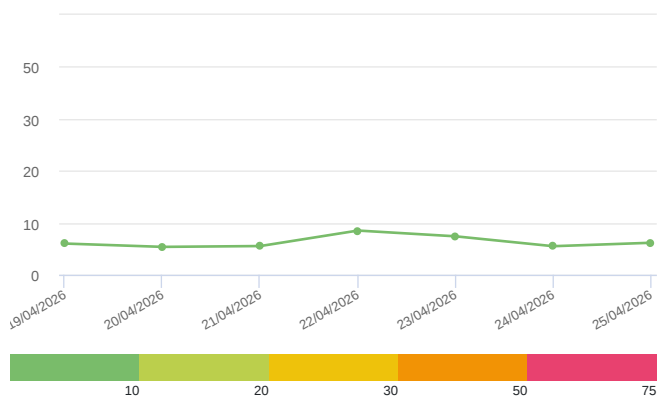
SO₂ (ppb)



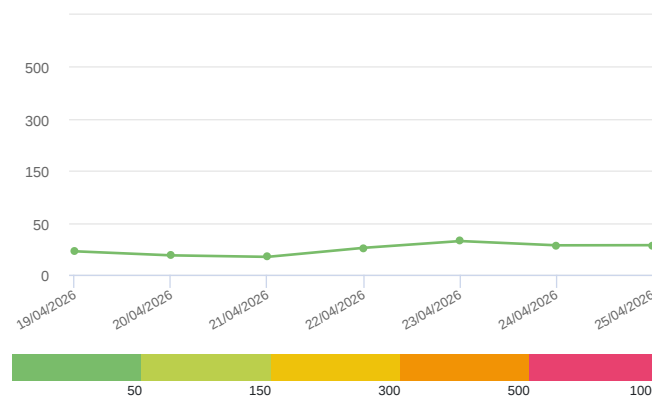
R. Humidity (%)



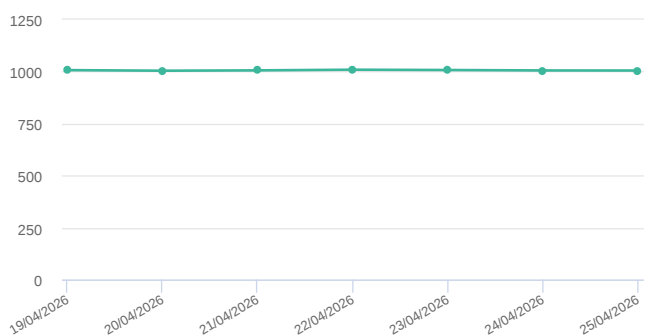
PM₁ (μg/m³)



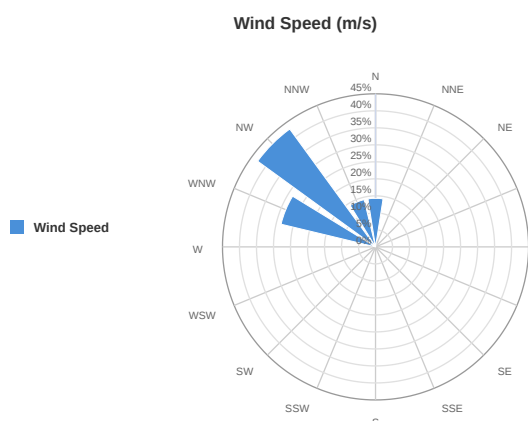
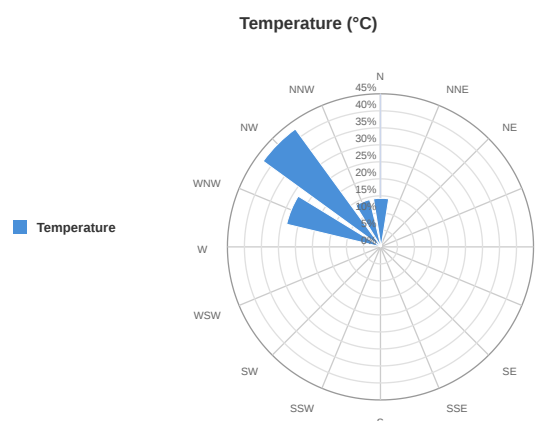
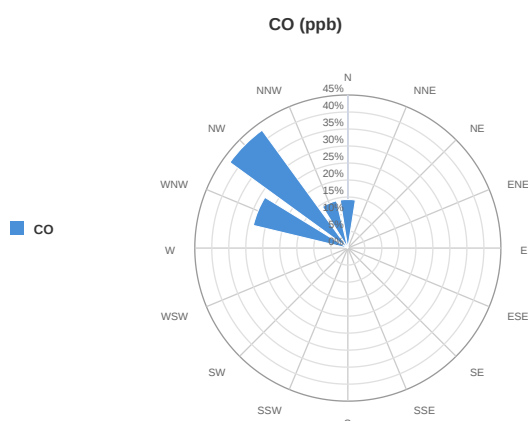
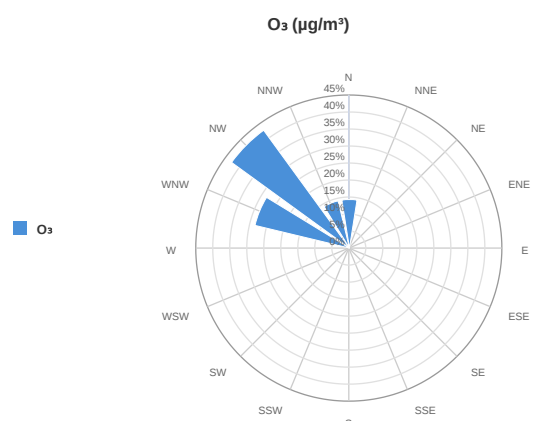
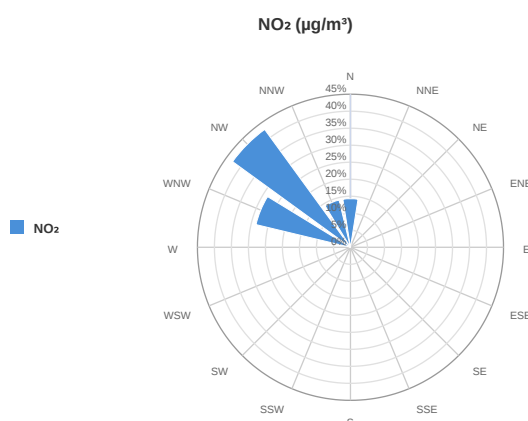
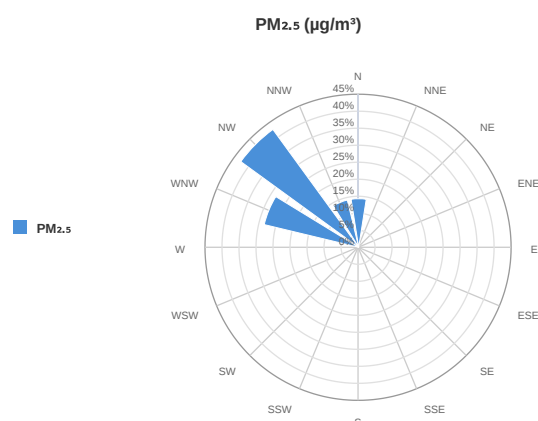
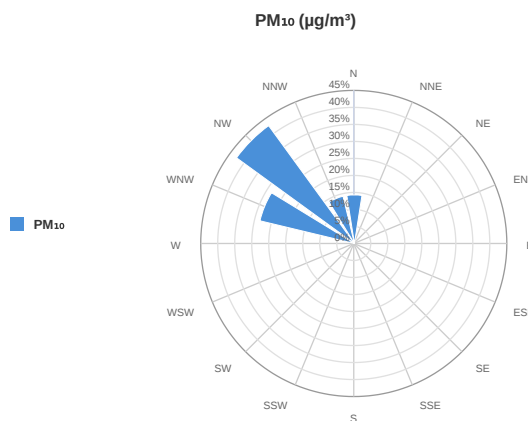
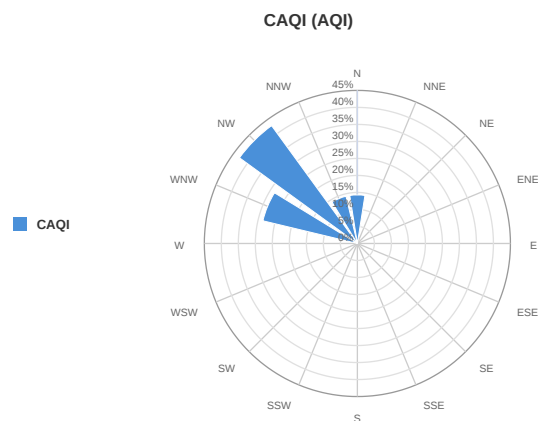
PM₁₀₀ (μg/m³)



Pressure (hPa)

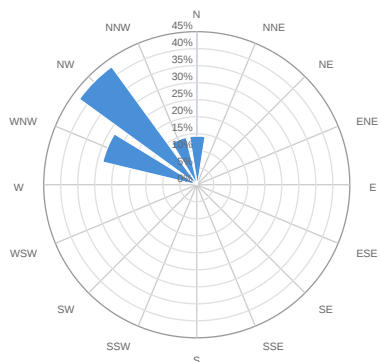


Media zilnică



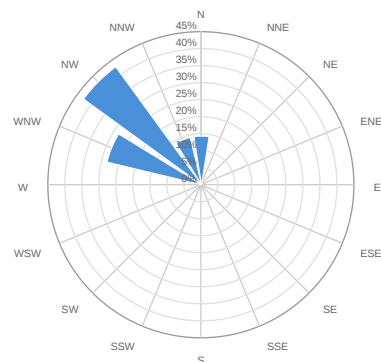
SO₂ (ppb)

■ SO₂



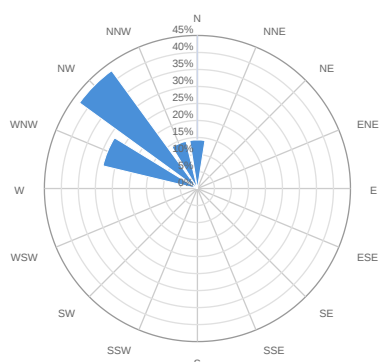
R. Humidity (%)

■ R. Humidity



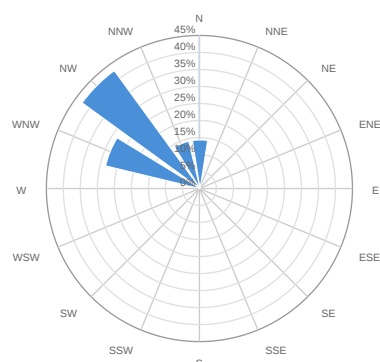
PM₁ (μg/m³)

■ PM₁



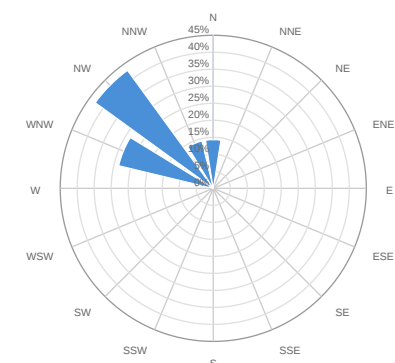
PM₁₀₀ (μg/m³)

■ PM₁₀₀



Pressure (HPa)

■ Pressure



Alerte

No alerts for the selected date and time range

Parametrii indicelui de calitate al aerului (ICA)

Media zilnică

To Date	CAQI AQI	PM ₁₀ μg/m ³	PM _{2.5} μg/m ³	NO ₂ μg/m ³	O ₃ μg/m ³
19/04/2026, 23:59	31	16.59	7.26	41.21	73.57
20/04/2026, 23:59	32	13.96	6.34	50.3	75.04
21/04/2026, 23:59	31	13.48	6.38	48.42	72.28
22/04/2026, 23:59	34	20.35	9.69	47.24	80
23/04/2026, 23:59	34	22.38	8.84	45.87	80.28
24/04/2026, 23:59	33	19	6.99	45.72	77
25/04/2026, 23:59	29	19.77	7.76	46.01	67.66

Alți parametri

Media zilnică

To Date	CO ppb	Temperature °C	Wind Speed m/s	Wind Direction degree	Battery %	SO ₂ ppb	R. Humidity %	PM ₁ μg/m ³	PM ₁₀₀ μg/m ³	Pressure HPa
19/04/2026, 23:59	276.16	18.29	1.04	286.99	100	0	46.46	6	22.56	1007.11
20/04/2026, 23:59	264.2	15.29	4.7	304.56	100	0	59.32	5.36	18.64	1004.27
21/04/2026, 23:59	256.74	14.05	3.22	346.81	99.99	0	58.7	5.52	17.19	1005.92
22/04/2026, 23:59	281.86	13.1	3.83	359.38	100	0	48.56	8.5	25.89	1009.16
23/04/2026, 23:59	258.96	14.07	3.57	311.05	100	0	46.12	7.39	32.39	1007.62
24/04/2026, 23:59	272.57	16.66	3	310.78	100	0	46.52	5.49	28.32	1005.54
25/04/2026, 23:59	273.4	18.87	3.78	289.59	100	0	44.8	6.15	28.47	1005.11

Oizom will not be responsible for Environmental Data accuracy once Validated