

Primaria Jimbolia (Piata Alimentara)

WEEKLY AIR-QUALITY REPORT

Timp de la: **05/04/2026, 00:00**
Timp până la: **12/04/2026, 00:00**

Numele dispozitivului: **Primaria Jimbolia (Piata Alimentara)**
Locația dispozitivului: **Strada Gheorghe Doja 4, Jimbolia 305400, Romania**

Parametrii: **NO₂ , O₃ , PM_{2.5} , PM₁₀ , Wind Speed , Wind Direction , CO , SO₂ , R. Humidity , PM₁ , PM₁₀₀ , Pressure , Temperature**

Primaria Jimbolia (Piata
Alimentara)
Strada Gheorghe Doja 4, Jimbolia
305400, Romania



Media indicelui de calitate al aerului (ICA): **31**

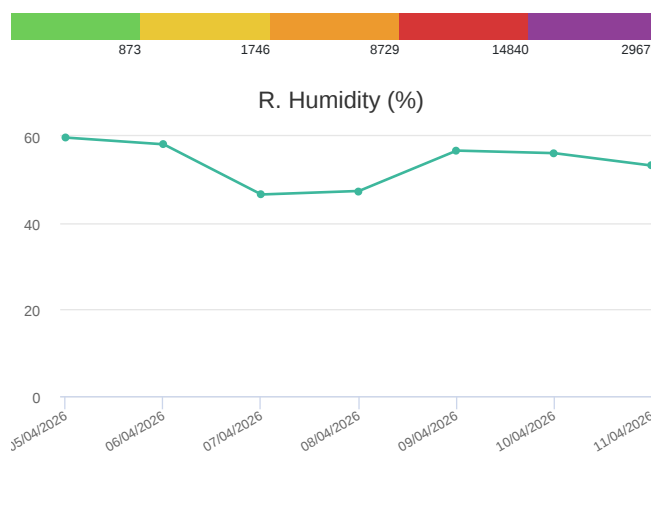
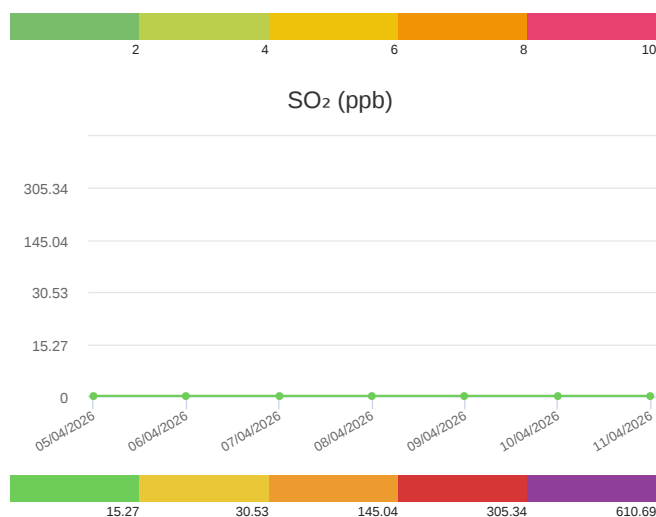
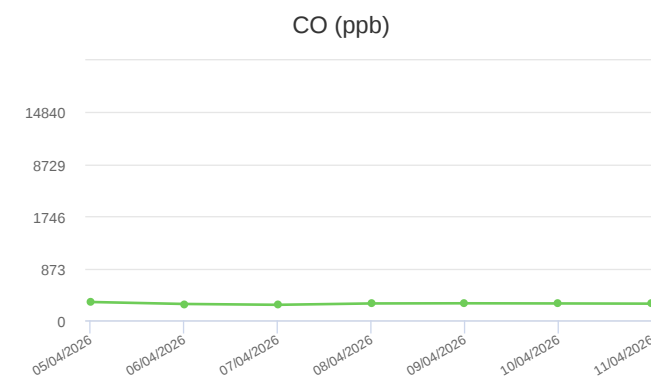
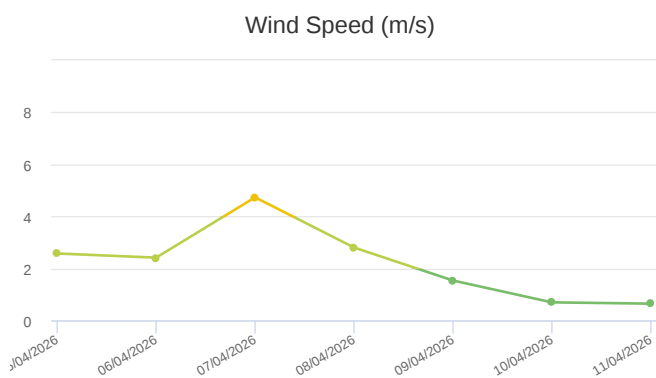
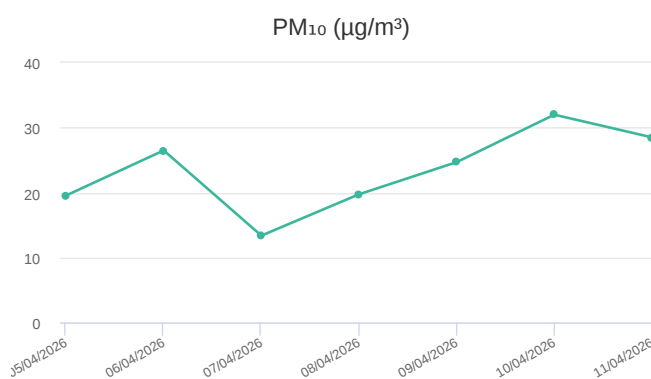
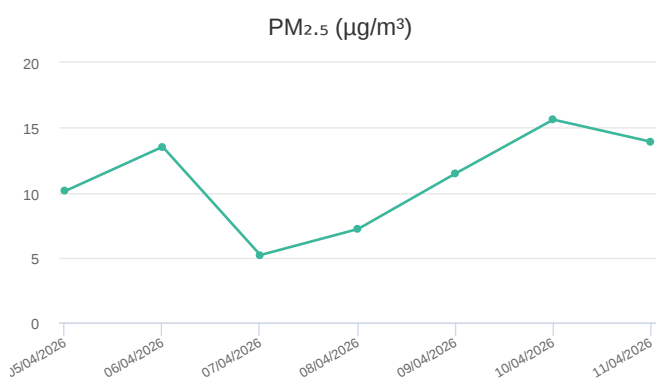
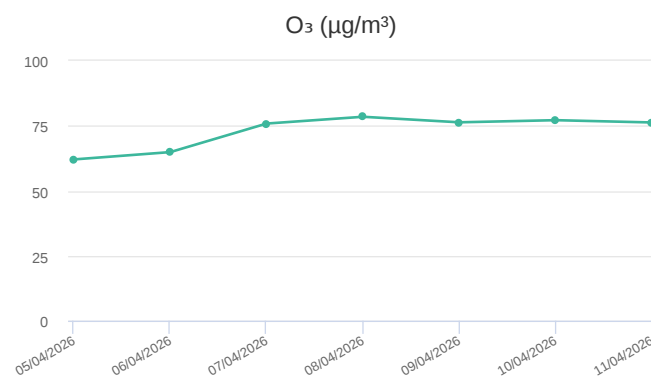
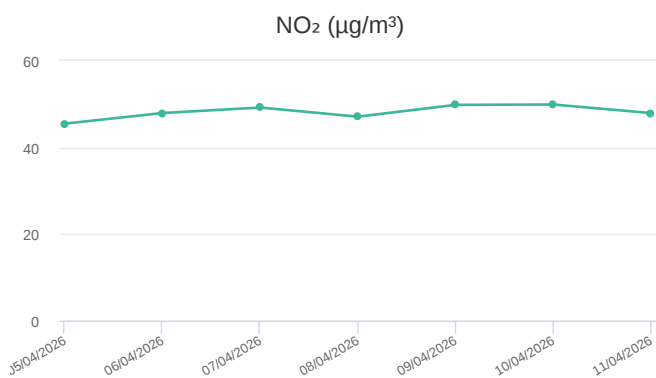
Prezentare generală zilnică: Parametrii indicelui de calitate al aerului (ICA)

	NO ₂ μg/m ³	O ₃ μg/m ³	PM _{2.5} μg/m ³	PM ₁₀ μg/m ³
Average	48.2	72.99	11	23.47
Maximum	49.9	78.45	15.61	31.98
Date	10/04/2026	08/04/2026	10/04/2026	10/04/2026
Minimum	45.49	62.04	5.19	13.37
Date	05/04/2026	05/04/2026	07/04/2026	07/04/2026

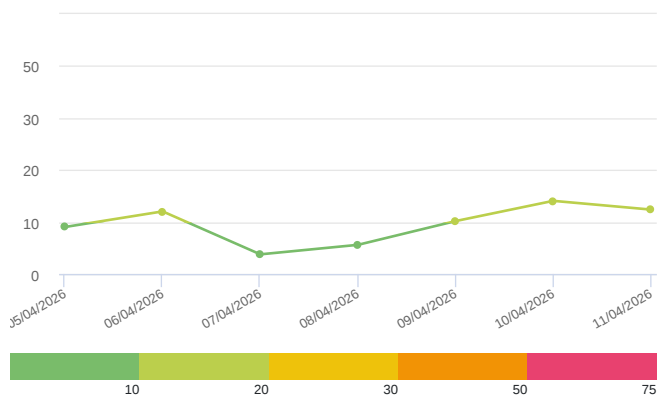
Prezentare generală zilnică: Alți parametri

	Wind Speed m/s	Wind Direction degree	Battery %	CO ppb	SO ₂ ppb	R. Humidity %	PM ₁ μg/m ³	PM ₁₀₀ μg/m ³	Pressure hPa	Temperature °C
Average	1.99	322.05	100	281.57	0	53.95	9.58	29.85	1011.58	12.92
Maximum	4.73	314.91	100	307.46	0	59.67	14.06	39.73	1013.92	16.95
Date	07/04/2026	07/04/2026	05/04/2026	05/04/2026	05/04/2026	05/04/2026	10/04/2026	10/04/2026	05/04/2026	06/04/2026
Minimum	0.64	305.69	100	260.28	0	46.54	3.77	19.25	1008.88	8.85
Date	11/04/2026	11/04/2026	05/04/2026	07/04/2026	05/04/2026	07/04/2026	07/04/2026	07/04/2026	10/04/2026	09/04/2026

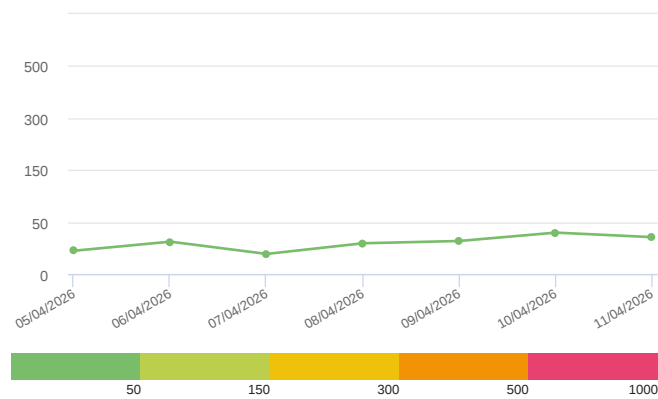
Media zilnică



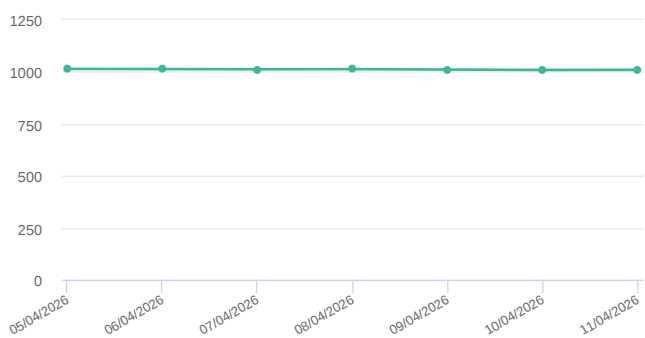
PM₁ (μg/m³)



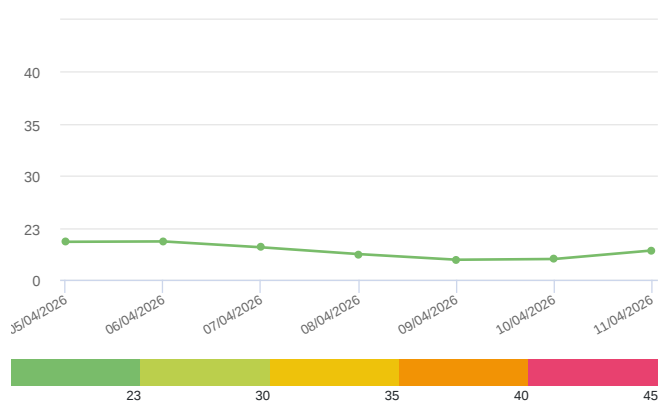
PM₁₀₀ (μg/m³)



Pressure (hPa)

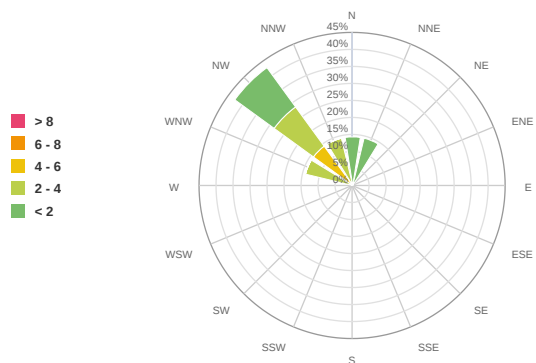


Temperature (°C)

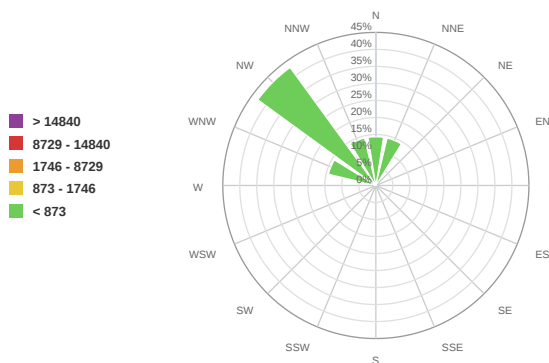


Media zilnică

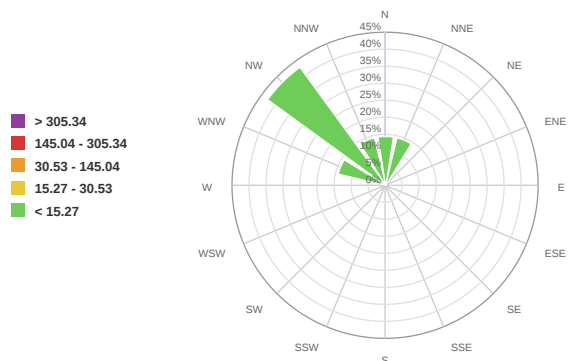
Wind Speed (m/s)



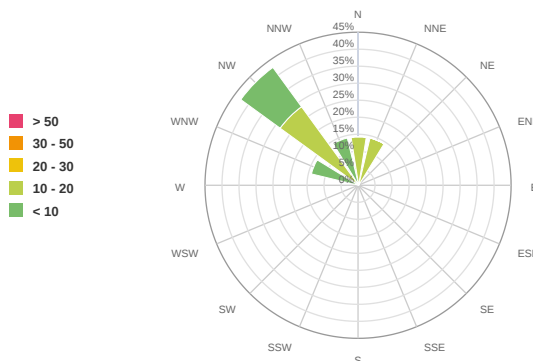
CO (ppb)



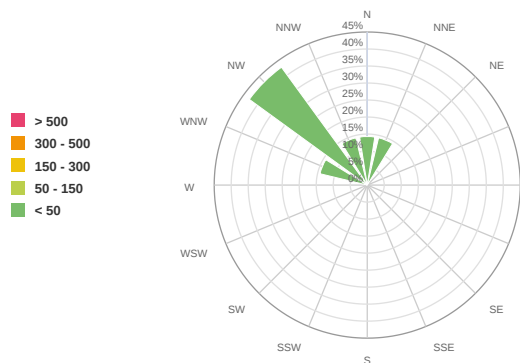
SO₂ (ppb)



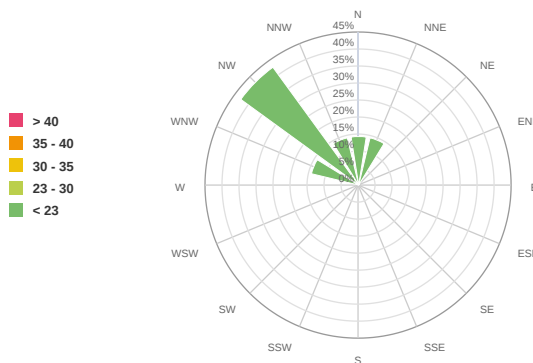
PM₁ (μg/m³)



PM₁₀₀ (μg/m³)



Temperature (°C)



Alerte

No alerts for the selected date and time range

Parametrii indicelui de calitate al aerului (ICA)

Media zilnică

To Date	NO ₂ μg/m ³	O ₃ μg/m ³	PM _{2.5} μg/m ³	PM ₁₀ μg/m ³
05/04/2026, 23:59	45.49	62.04	10.11	19.54
06/04/2026, 23:59	47.94	64.86	13.52	26.48
07/04/2026, 23:59	49.2	75.84	5.19	13.37
08/04/2026, 23:59	47.1	78.45	7.19	19.73
09/04/2026, 23:59	49.82	76.32	11.47	24.68
10/04/2026, 23:59	49.9	77.14	15.61	31.98
11/04/2026, 23:59	47.93	76.26	13.91	28.49

Alți parametri

Media zilnică

To Date	Wind Speed m/s	Wind Direction degree	Battery %	CO ppb	SO ₂ ppb	R. Humidity %	PM ₁ μg/m ³	PM ₁₀₀ μg/m ³	Pressure HPa	Temperature °C
05/04/2026, 23:59	2.57	288.59	100	307.46	0	59.67	9.03	22.31	1013.92	16.79
06/04/2026, 23:59	2.41	318.81	100	273.97	0	58.12	12.03	31.07	1013.07	16.95
07/04/2026, 23:59	4.73	314.91	100	260.28	0	46.54	3.77	19.25	1012.05	14.35
08/04/2026, 23:59	2.8	333.97	100	282.42	0	47.35	5.6	29.49	1012.69	11.35
09/04/2026, 23:59	1.53	10.66	100	285.32	0	56.67	10.17	31.68	1010.81	8.85
10/04/2026, 23:59	0.69	21.49	100	282.52	0	56.08	14.06	39.73	1008.88	9.18
11/04/2026, 23:59	0.64	305.69	100	279.05	0	53.21	12.38	35.42	1009.65	12.95

Oizom will not be responsible for Environmental Data accuracy once Validated