

Primaria Giroc (Chisoda)

WEEKLY AIR-QUALITY REPORT

Timp de la: **15/03/2026, 00:00**
Timp până la: **22/03/2026, 00:00**

Numele dispozitivului: **Primaria Giroc (Chisoda)**
Locația dispozitivului: **Strada Oltului 2, Chișoda 307221, Romania**

Parametrii: **CAQI , NO₂ , O₃ , PM_{2.5} , PM₁₀ , Wind Speed , Wind Direction , CO , SO₂ , R. Humidity , PM₁ , PM₁₀₀ , Pressure , Temperature**

Primaria Giroc (Chisoda)
Strada Oltului 2, Chișoda 307221,
Romania



Media indicelui de calitate al aerului (ICA): **44**

Prezentare generală zilnică: Parametrii indicelui de calitate al aerului (ICA)

	CAQI AQI	NO ₂ μg/m ³	O ₃ μg/m ³	PM _{2.5} μg/m ³	PM ₁₀ μg/m ³
Average	44	41.22	42.86	13.64	43.33
Maximum	56	52.39	58.76	19.44	58.74
Date	18/03/2026	16/03/2026	15/03/2026	18/03/2026	18/03/2026
Minimum	27	31.36	35.65	8.77	26.56
Date	21/03/2026	15/03/2026	20/03/2026	21/03/2026	21/03/2026

Prezentare generală zilnică: Alți parametri

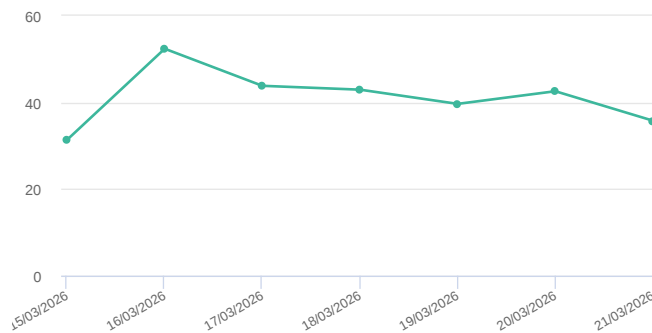
	Wind Speed m/s	Wind Direction degree	Battery %	CO ppb	SO ₂ ppb	R. Humidity %	PM ₁ μg/m ³	PM ₁₀₀ μg/m ³	Pressure hPa	Temperature °C
Average	1.75	97	100	266.04	0	51.18	11.04	64	1006.86	10.47
Maximum	4.2	112.8	100	315.23	0	54.26	15.53	80.62	1010.16	11.36
Date	18/03/2026	18/03/2026	15/03/2026	16/03/2026	15/03/2026	16/03/2026	18/03/2026	18/03/2026	19/03/2026	21/03/2026
Minimum	0.92	14.23	100	221.63	0	44.59	7.26	43.7	1001.93	8.84
Date	17/03/2026	17/03/2026	15/03/2026	21/03/2026	15/03/2026	21/03/2026	21/03/2026	21/03/2026	15/03/2026	19/03/2026

Media zilnică

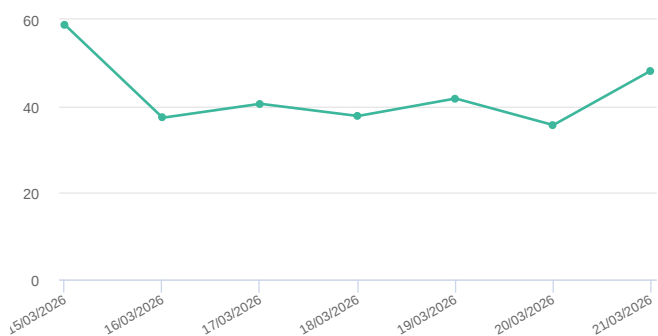
CAQI (AQI)



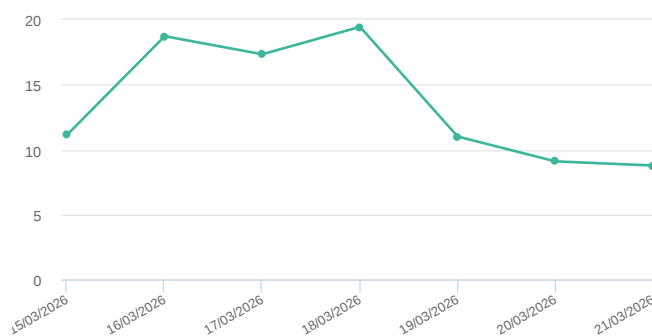
NO₂ (μg/m³)



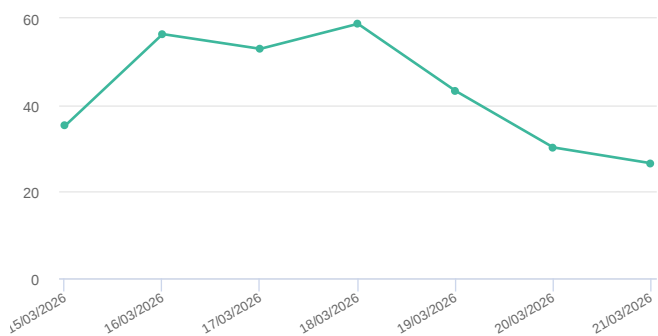
O₃ (μg/m³)



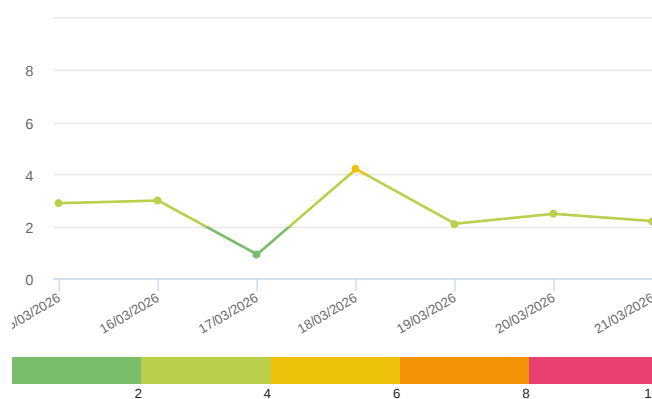
PM_{2.5} (μg/m³)



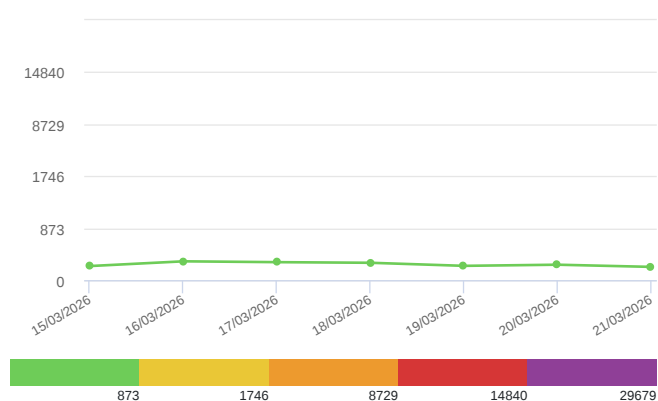
PM₁₀ (μg/m³)



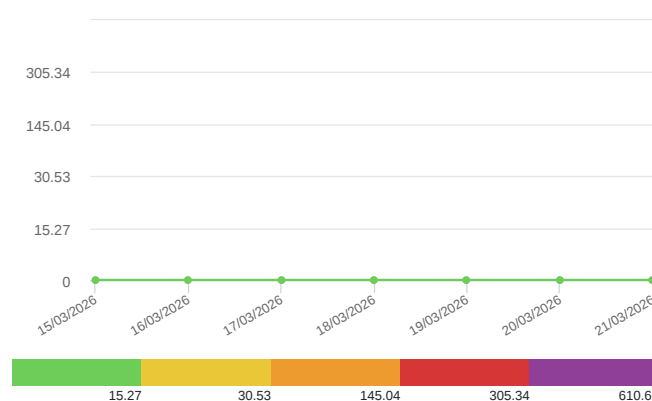
Wind Speed (m/s)

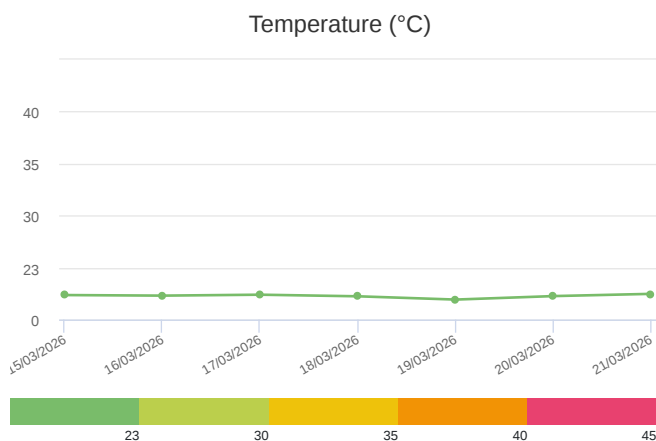
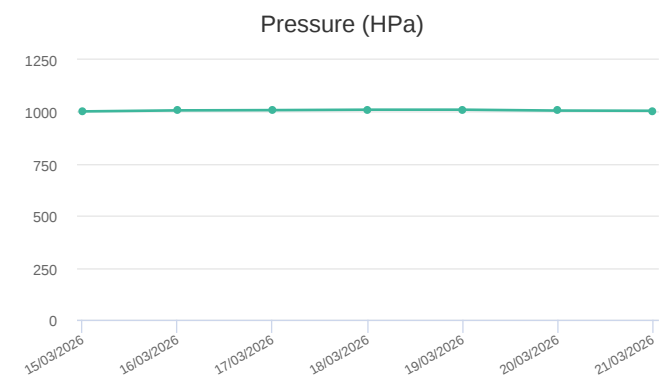
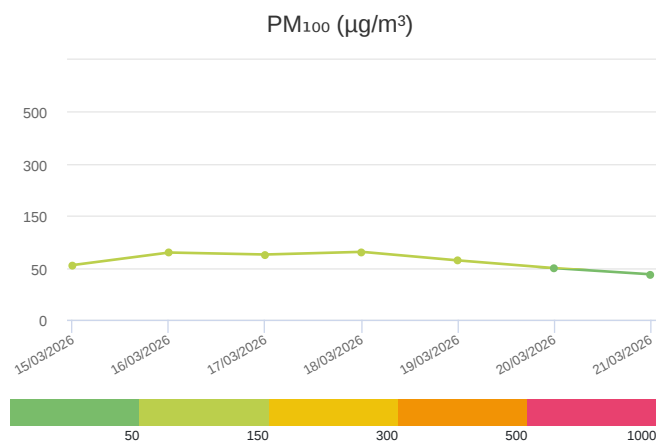
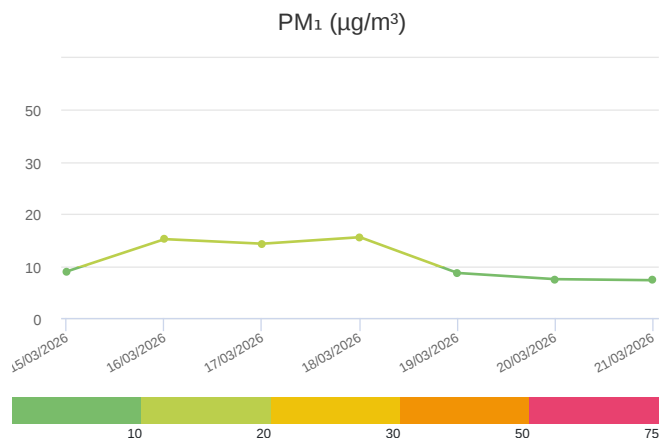
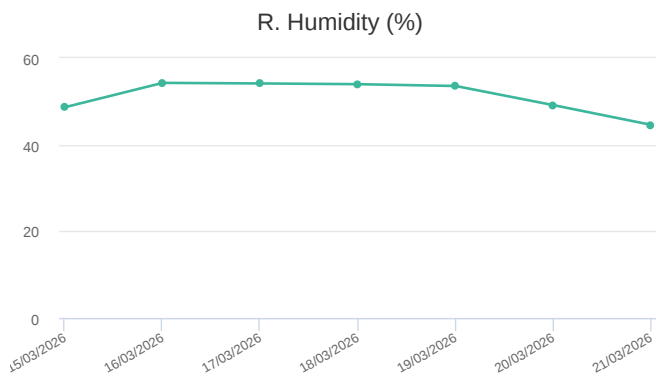


CO (ppb)



SO₂ (ppb)

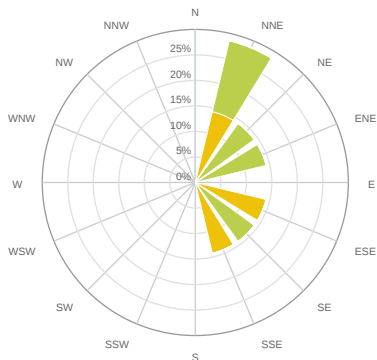




Media zilnică

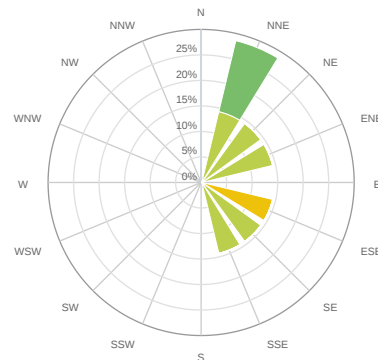
CAQI (AQI)

- > 100
- 75 - 100
- 50 - 75
- 25 - 50
- < 25



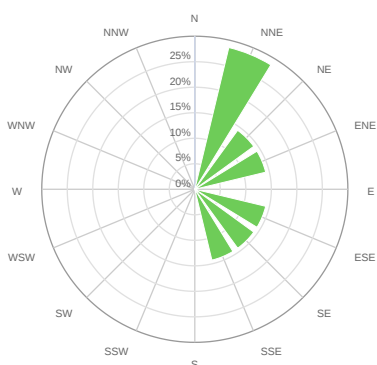
Wind Speed (m/s)

- > 8
- 6 - 8
- 4 - 6
- 2 - 4
- < 2



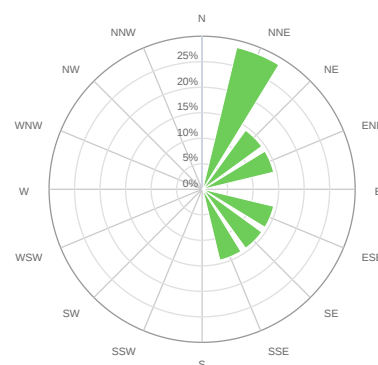
CO (ppb)

- > 14840
- 8729 - 14840
- 1746 - 8729
- 873 - 1746
- < 873



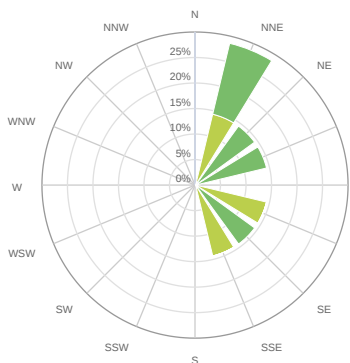
SO₂ (ppb)

- > 305.34
- 145.04 - 305.34
- 30.53 - 145.04
- 15.27 - 30.53
- < 15.27



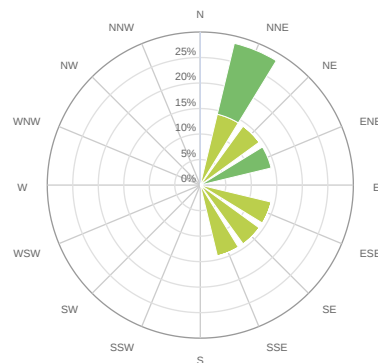
PM₁ (μg/m³)

- > 50
- 30 - 50
- 20 - 30
- 10 - 20
- < 10



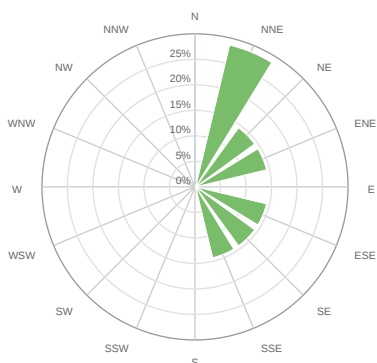
PM₁₀₀ (μg/m³)

- > 500
- 300 - 500
- 150 - 300
- 50 - 150
- < 50



Temperature (°C)

- > 40
- 35 - 40
- 30 - 35
- 23 - 30
- < 23



Alerte

No alerts for the selected date and time range

Parametrii indicelui de calitate al aerului (ICA)

Media zilnică

To Date	CAQI AQI	NO ₂ μg/m ³	O ₃ μg/m ³	PM _{2.5} μg/m ³	PM ₁₀ μg/m ³
15/03/2026, 23:59	36	31.36	58.76	11.13	35.2
16/03/2026, 23:59	55	52.39	37.34	18.72	56.37
17/03/2026, 23:59	53	43.83	40.56	17.33	52.97
18/03/2026, 23:59	56	42.94	37.74	19.44	58.74
19/03/2026, 23:59	44	39.66	41.78	11	43.25
20/03/2026, 23:59	31	42.58	35.65	9.09	30.21
21/03/2026, 23:59	27	35.78	48.2	8.77	26.56

Alți parametri

Media zilnică

To Date	Wind Speed m/s	Wind Direction degree	Battery %	CO ppb	SO ₂ ppb	R. Humidity %	PM ₁ μg/m ³	PM ₁₀₀ μg/m ³	Pressure HPa	Temperature °C
15/03/2026, 23:59	2.89	135.43	100	235.44	0	48.65	8.96	55.19	1001.93	10.84
16/03/2026, 23:59	2.99	156.55	100	315.23	0	54.26	15.16	79.26	1006.85	10.59
17/03/2026, 23:59	0.92	14.23	100	301.39	0	54.13	14.28	75.52	1008.09	11
18/03/2026, 23:59	4.2	112.8	100	290.8	0	53.96	15.53	80.62	1010.11	10.28
19/03/2026, 23:59	2.1	49.26	100	239.43	0	53.54	8.65	64.06	1010.16	8.84
20/03/2026, 23:59	2.48	25.96	100	258.36	0	49.13	7.46	49.66	1005.89	10.37
21/03/2026, 23:59	2.2	78.39	100	221.63	0	44.59	7.26	43.7	1004.98	11.36

Oizom will not be responsible for Environmental Data accuracy once Validated