

Primaria Giroc (Chisoda)

WEEKLY AIR-QUALITY REPORT

Timp de la: **22/02/2026, 00:00**
Timp până la: **01/03/2026, 00:00**

Numele dispozitivului: **Primaria Giroc (Chisoda)**
Locația dispozitivului: **Strada Oltului 2, Chișoda 307221, Romania**

Parametrii: **CAQI , NO₂ , O₃ , PM_{2.5} , PM₁₀ , Wind Speed , Wind Direction , CO , SO₂ , R. Humidity , PM₁ , PM₁₀₀ , Pressure , Temperature**

Primaria Giroc (Chisoda)
Strada Oltului 2, Chișoda 307221,
Romania



Media indicelui de calitate al aerului (ICA): **46**

Prezentare generală zilnică: Parametrii indicelui de calitate al aerului (ICA)

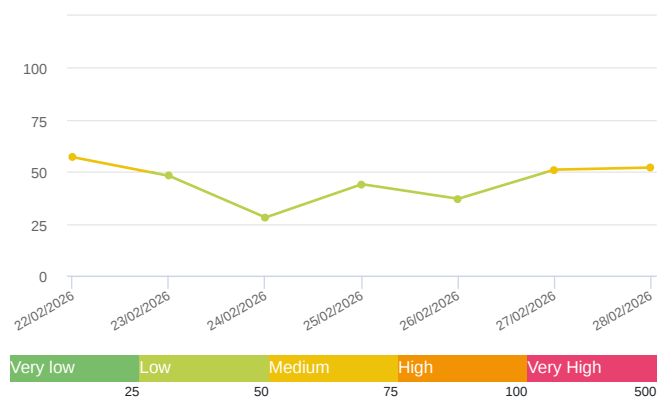
	CAQI AQI	NO ₂ μg/m ³	O ₃ μg/m ³	PM _{2.5} μg/m ³	PM ₁₀ μg/m ³
Average	46	42.58	41.25	19.17	45.41
Maximum	57	52.82	53.58	30.19	60.16
Date	22/02/2026	27/02/2026	22/02/2026	22/02/2026	22/02/2026
Minimum	28	29.3	35.87	12.29	27.34
Date	24/02/2026	22/02/2026	24/02/2026	26/02/2026	24/02/2026

Prezentare generală zilnică: Alți parametri

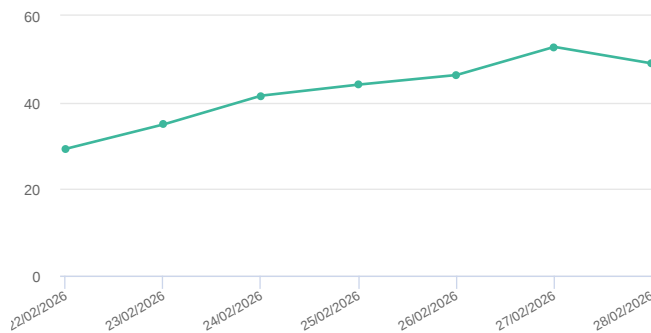
	Wind Speed m/s	Wind Direction degree	Battery %	CO ppb	SO ₂ ppb	R. Humidity %	PM ₁ μg/m ³	PM ₁₀₀ μg/m ³	Pressure hPa	Temperature °C
Average	0.53	257.75	100	338.72	0	74.83	17.15	61.38	1014.27	7.03
Maximum	3.71	290.75	100	419.78	0	84.44	27.71	74.28	1019.31	8.76
Date	24/02/2026	24/02/2026	22/02/2026	28/02/2026	22/02/2026	22/02/2026	22/02/2026	27/02/2026	26/02/2026	24/02/2026
Minimum	0.99	220.34	100	280.88	0	64.63	10.59	36.63	1006.4	5.28
Date	22/02/2026	22/02/2026	22/02/2026	24/02/2026	22/02/2026	28/02/2026	26/02/2026	24/02/2026	24/02/2026	22/02/2026

Media zilnică

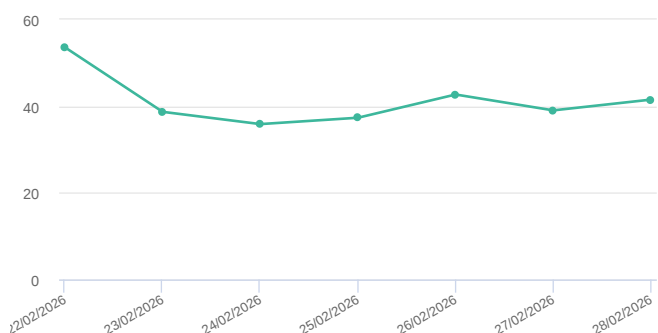
CAQI (AQI)



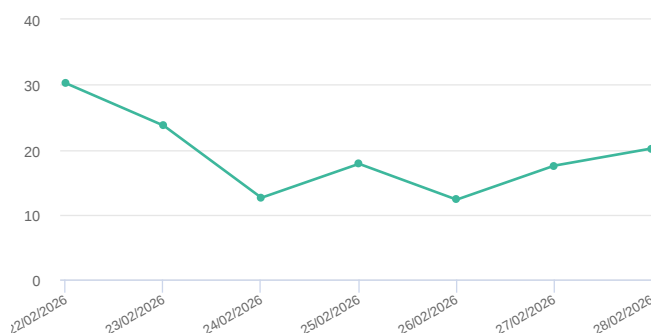
NO₂ (μg/m³)



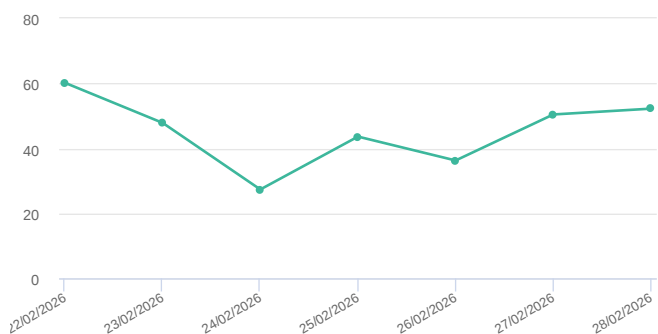
O₃ (μg/m³)



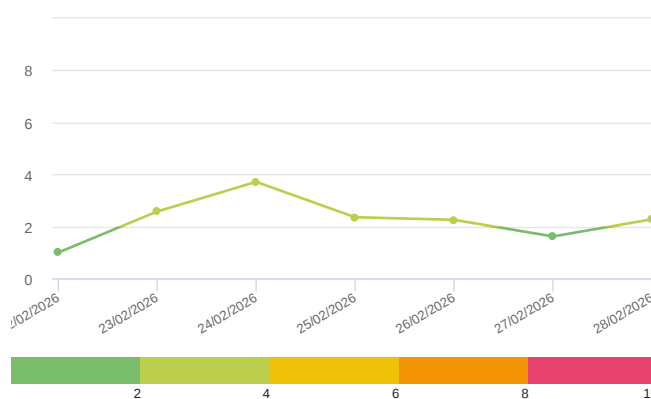
PM_{2.5} (μg/m³)



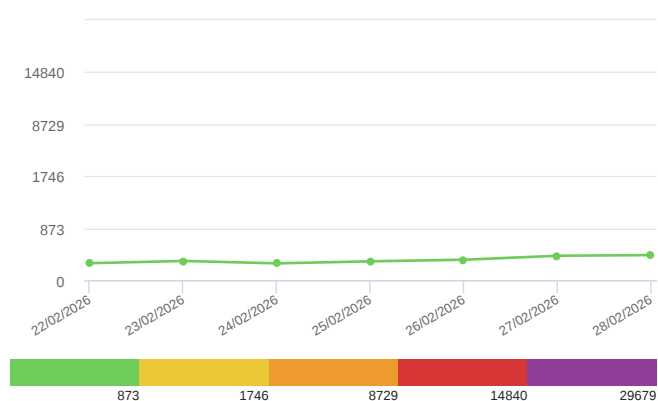
PM₁₀ (μg/m³)



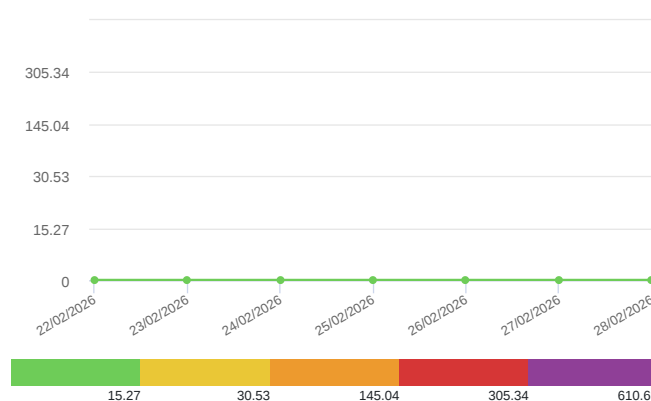
Wind Speed (m/s)



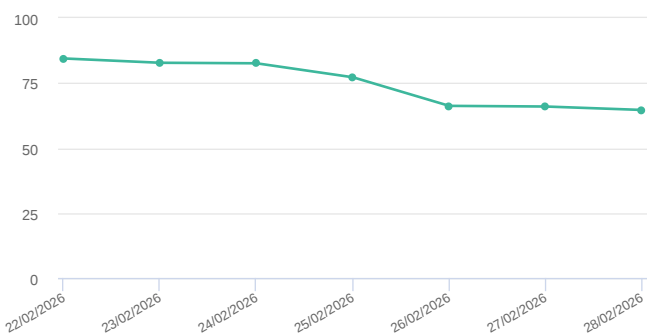
CO (ppb)



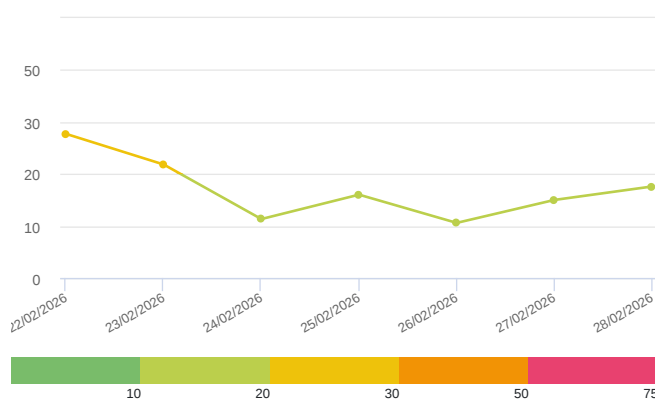
SO₂ (ppb)



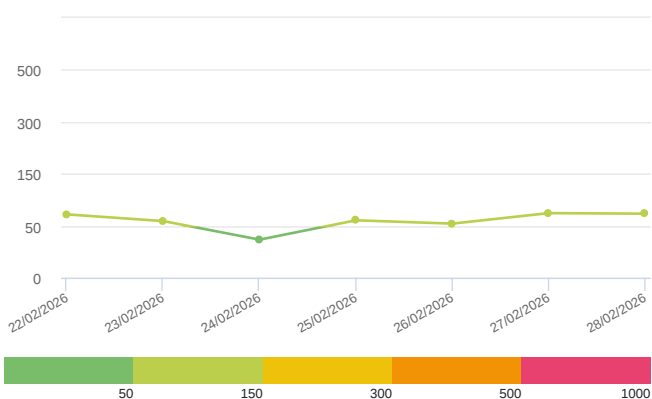
R. Humidity (%)



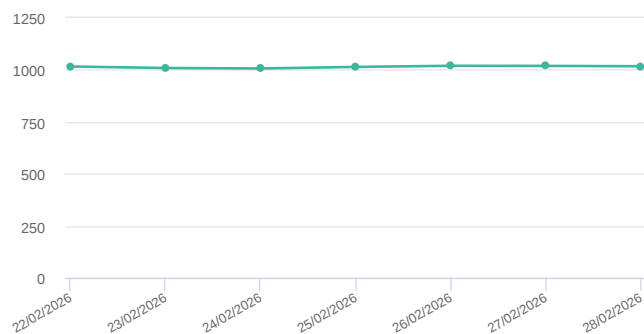
PM₁ (μg/m³)



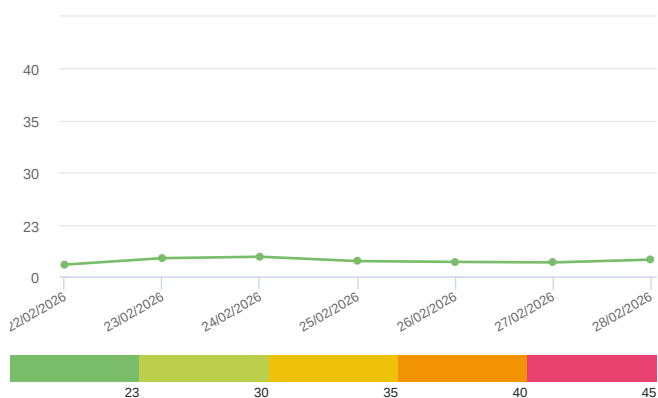
PM₁₀₀ (μg/m³)



Pressure (hPa)



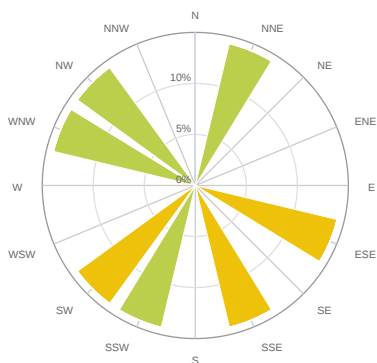
Temperature (°C)



Media zilnică

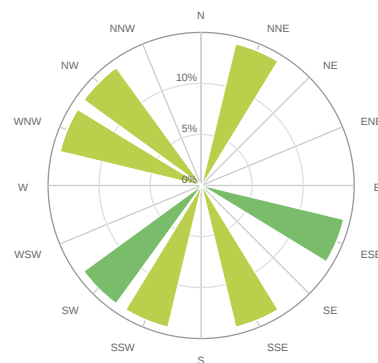
CAQI (AQI)

- > 100
- 75 - 100
- 50 - 75
- 25 - 50
- < 25



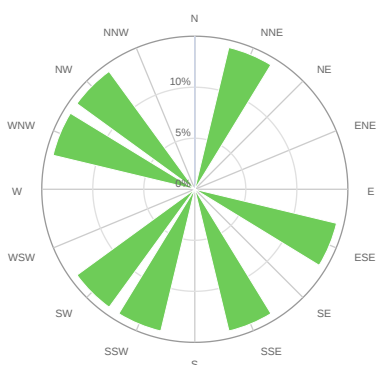
Wind Speed (m/s)

- > 8
- 6 - 8
- 4 - 6
- 2 - 4
- < 2



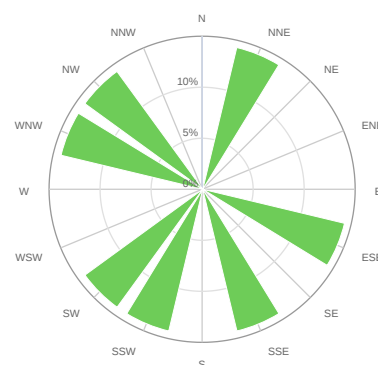
CO (ppb)

- > 14840
- 8729 - 14840
- 1746 - 8729
- 873 - 1746
- < 873



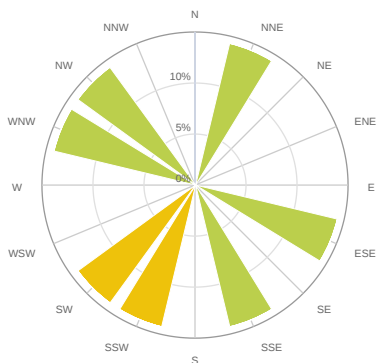
SO₂ (ppb)

- > 305.34
- 145.04 - 305.34
- 30.53 - 145.04
- 15.27 - 30.53
- < 15.27



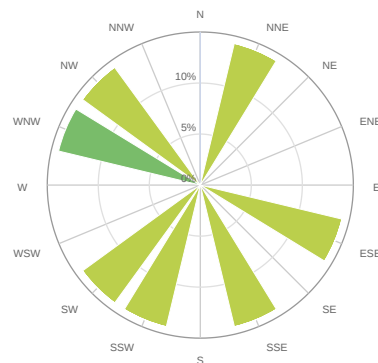
PM₁ (μg/m³)

- > 50
- 30 - 50
- 20 - 30
- 10 - 20
- < 10



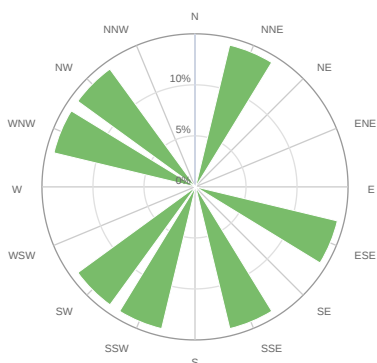
PM₁₀₀ (μg/m³)

- > 500
- 300 - 500
- 150 - 300
- 50 - 150
- < 50



Temperature (°C)

- > 40
- 35 - 40
- 30 - 35
- 23 - 30
- < 23



Alerte

No alerts for the selected date and time range

Parametrii indicelui de calitate al aerului (ICA)

Media zilnică

To Date	CAQI AQI	NO ₂ μg/m ³	O ₃ μg/m ³	PM _{2.5} μg/m ³	PM ₁₀ μg/m ³
22/02/2026, 23:59	57	29.3	53.58	30.19	60.16
23/02/2026, 23:59	48	34.93	38.7	23.68	47.83
24/02/2026, 23:59	28	41.56	35.87	12.58	27.34
25/02/2026, 23:59	44	44.12	37.34	17.8	43.61
26/02/2026, 23:59	37	46.33	42.7	12.29	36.26
27/02/2026, 23:59	51	52.82	39.04	17.52	50.42
28/02/2026, 23:59	52	49	41.52	20.17	52.21

Alți parametri

Media zilnică

To Date	Wind Speed m/s	Wind Direction degree	Battery %	CO ppb	SO ₂ ppb	R. Humidity %	PM ₁ μg/m ³	PM ₁₀₀ μg/m ³	Pressure HPa	Temperature °C
22/02/2026, 23:59	0.99	220.34	100	283.48	0	84.44	27.71	71.94	1015.8	5.28
23/02/2026, 23:59	2.57	202.3	100	321.33	0	82.78	21.82	58.98	1008.66	8.14
24/02/2026, 23:59	3.71	290.75	100	280.88	0	82.58	11.33	36.63	1006.4	8.76
25/02/2026, 23:59	2.35	311.38	100	314.94	0	77.2	16.02	60.46	1013.87	6.84
26/02/2026, 23:59	2.25	16.27	100	342.53	0	66.2	10.59	54.13	1019.31	6.49
27/02/2026, 23:59	1.61	116.49	100	408.13	0	65.95	15	74.28	1018.71	6.25
28/02/2026, 23:59	2.27	150.01	100	419.78	0	64.63	17.59	73.25	1017.12	7.47

Oizom will not be responsible for Environmental Data accuracy once Validated