

# Primaria Giroc (Chisoda)

## WEEKLY AIR-QUALITY REPORT

Timp de la: **08/03/2026, 00:00**  
Timp până la: **15/03/2026, 00:00**

Numele dispozitivului: **Primaria Giroc (Chisoda)**  
Locația dispozitivului: **Strada Oltului 2, Chișoda 307221, Romania**

Parametrii: **CAQI , NO<sub>2</sub> , O<sub>3</sub> , PM<sub>2.5</sub> , PM<sub>10</sub> , Wind Speed , Wind Direction , CO , SO<sub>2</sub> , R. Humidity , PM<sub>1</sub> , PM<sub>100</sub> , Pressure , Temperature**

Primaria Giroc (Chisoda)  
Strada Oltului 2, Chișoda 307221,  
Romania



Media indicelui de calitate al aerului (ICA): **42**

Prezentare generală zilnică: Parametrii indicelui de calitate al aerului (ICA)

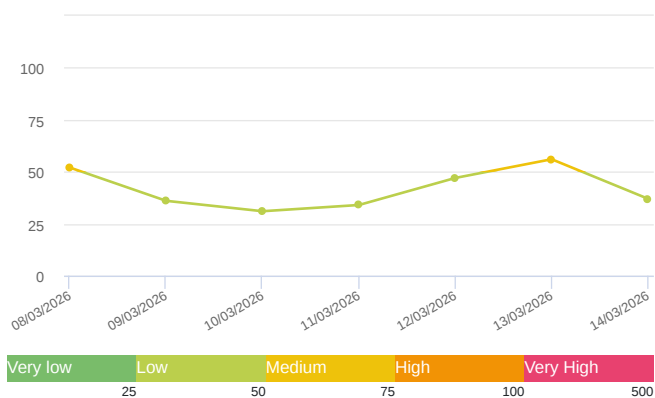
	CAQI AQI	NO <sub>2</sub> μg/m <sup>3</sup>	O <sub>3</sub> μg/m <sup>3</sup>	PM <sub>2.5</sub> μg/m <sup>3</sup>	PM <sub>10</sub> μg/m <sup>3</sup>
<b>Average</b>	42	40.59	45.81	14.25	41.81
<b>Maximum</b>	56	51.89	55.11	22.15	57.94
<b>Date</b>	13/03/2026	13/03/2026	14/03/2026	08/03/2026	13/03/2026
<b>Minimum</b>	31	31.15	34.89	8.95	29.72
<b>Date</b>	10/03/2026	14/03/2026	13/03/2026	10/03/2026	10/03/2026

## Prezentare generală zilnică: Alți parametri

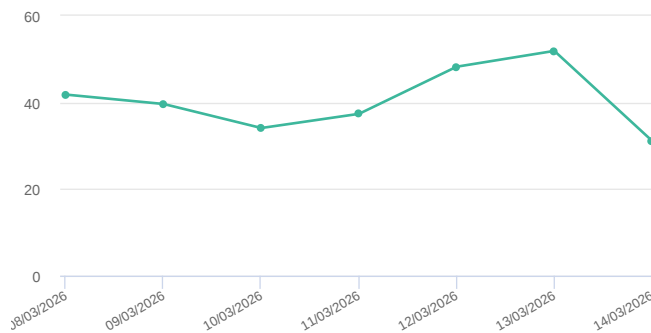
	Wind Speed m/s	Wind Direction degree	Battery %	CO ppb	SO <sub>2</sub> ppb	R. Humidity %	PM <sub>1</sub> μg/m <sup>3</sup>	PM <sub>100</sub> μg/m <sup>3</sup>	Pressure hPa	Temperature °C
<b>Average</b>	4.69	150.11	100	303.29	0	53.1	12.16	60.79	1013.21	11.52
<b>Maximum</b>	7.8	150.49	100	358.85	0	58.72	20	77.66	1019.58	12.62
<b>Date</b>	14/03/2026	14/03/2026	08/03/2026	12/03/2026	08/03/2026	08/03/2026	08/03/2026	13/03/2026	09/03/2026	12/03/2026
<b>Minimum</b>	1.47	109.17	100	233.18	0	48.43	7.42	48.29	1001.55	11.05
<b>Date</b>	08/03/2026	08/03/2026	08/03/2026	14/03/2026	08/03/2026	11/03/2026	10/03/2026	10/03/2026	14/03/2026	10/03/2026

Media zilnică

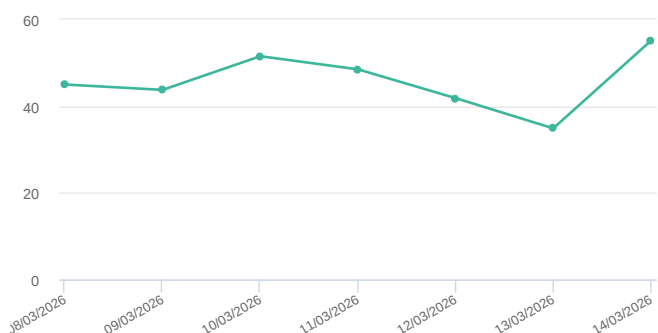
CAQI (AQI)



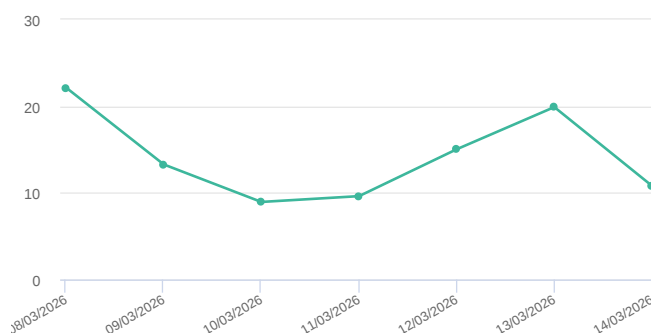
NO<sub>2</sub> (μg/m<sup>3</sup>)



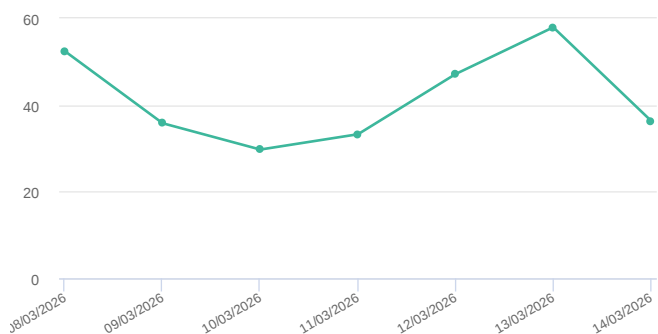
O<sub>3</sub> (μg/m<sup>3</sup>)



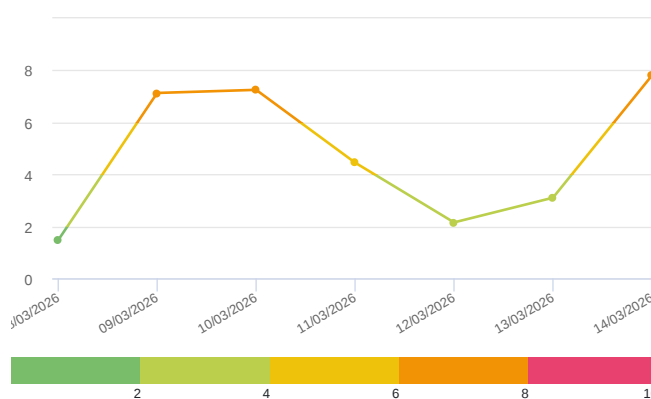
PM<sub>2.5</sub> (μg/m<sup>3</sup>)



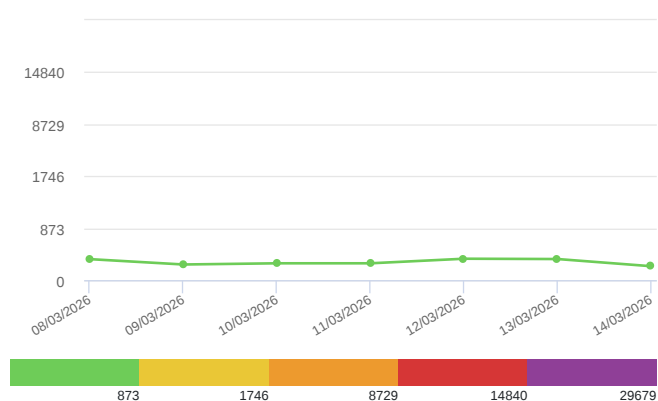
PM<sub>10</sub> (μg/m<sup>3</sup>)



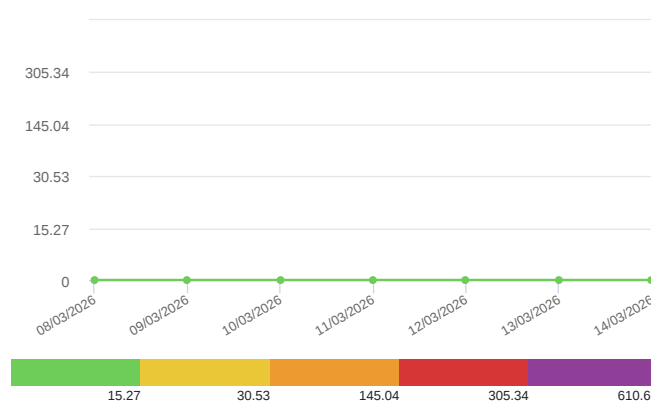
Wind Speed (m/s)

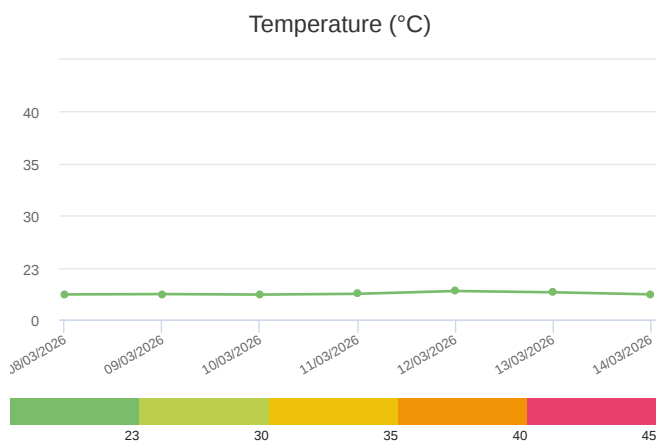
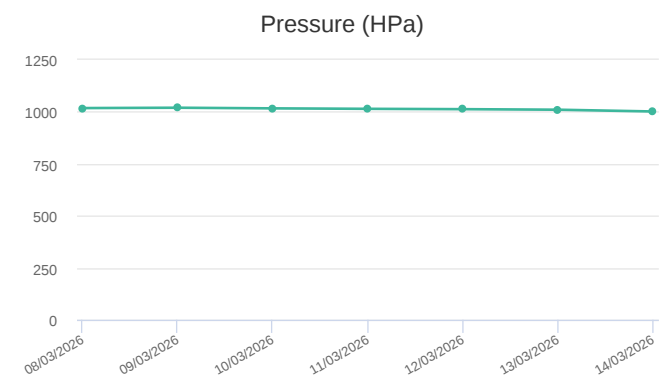
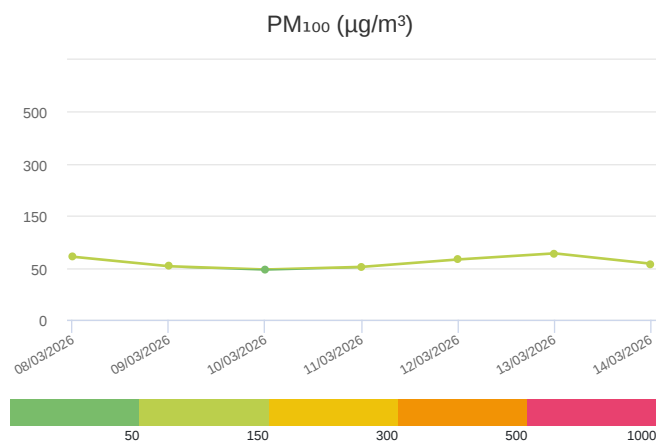
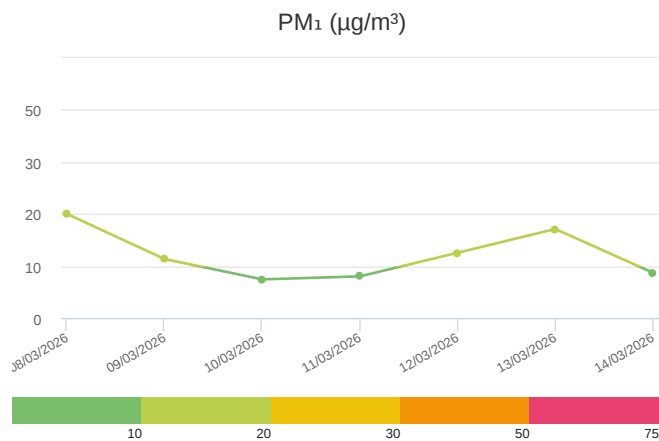
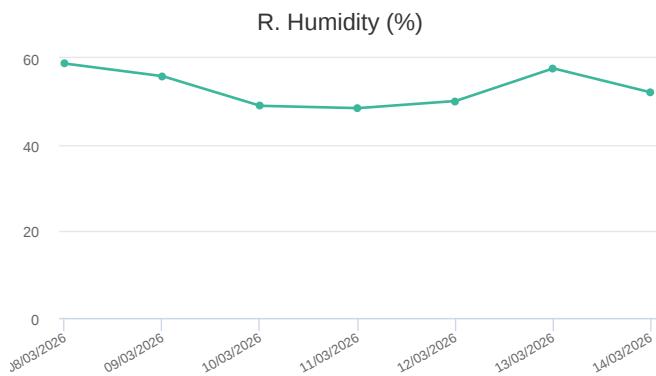


CO (ppb)



SO<sub>2</sub> (ppb)

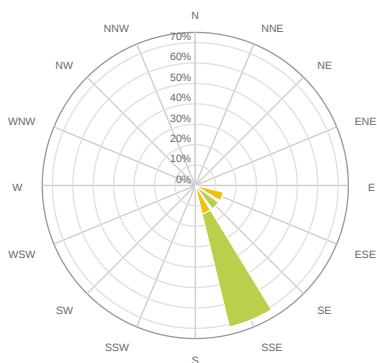




Media zilnică

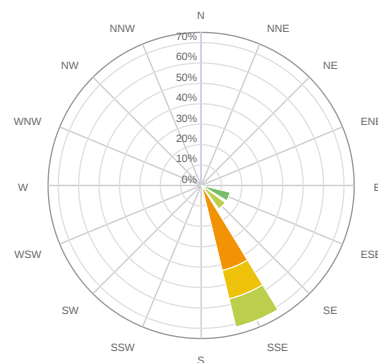
CAQI (AQI)

- > 100
- 75 - 100
- 50 - 75
- 25 - 50
- < 25



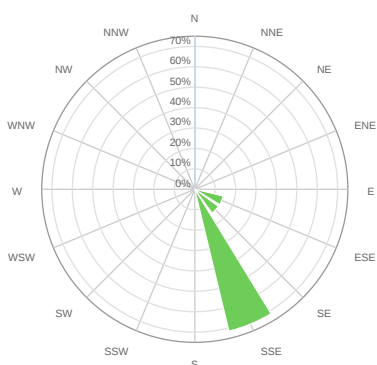
Wind Speed (m/s)

- > 8
- 6 - 8
- 4 - 6
- 2 - 4
- < 2



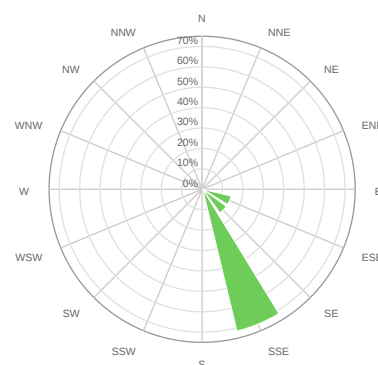
CO (ppb)

- > 14840
- 8729 - 14840
- 1746 - 8729
- 873 - 1746
- < 873



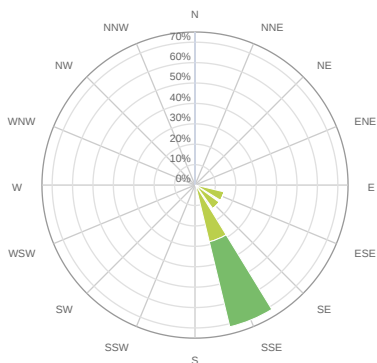
SO<sub>2</sub> (ppb)

- > 305.34
- 145.04 - 305.34
- 30.53 - 145.04
- 15.27 - 30.53
- < 15.27



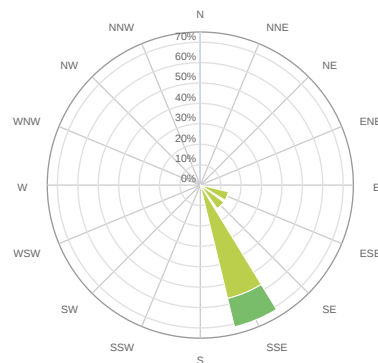
PM<sub>1</sub> (μg/m<sup>3</sup>)

- > 50
- 30 - 50
- 20 - 30
- 10 - 20
- < 10



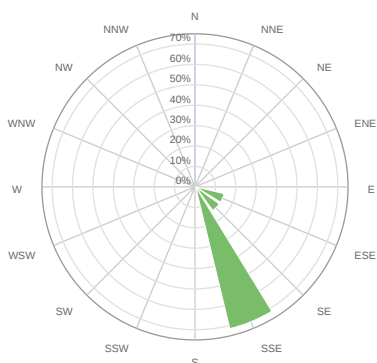
PM<sub>100</sub> (μg/m<sup>3</sup>)

- > 500
- 300 - 500
- 150 - 300
- 50 - 150
- < 50



Temperature (°C)

- > 40
- 35 - 40
- 30 - 35
- 23 - 30
- < 23



---

## Alerte

---

No alerts for the selected date and time range

## Parametrii indicelui de calitate al aerului (ICA)

Media zilnică

To Date	CAQI AQI	NO <sub>2</sub> μg/m <sup>3</sup>	O <sub>3</sub> μg/m <sup>3</sup>	PM <sub>2.5</sub> μg/m <sup>3</sup>	PM <sub>10</sub> μg/m <sup>3</sup>
08/03/2026, 23:59	52	41.8	45.01	22.15	52.4
09/03/2026, 23:59	36	39.63	43.77	13.28	35.79
10/03/2026, 23:59	31	34.09	51.54	8.95	29.72
11/03/2026, 23:59	34	37.36	48.51	9.62	33.25
12/03/2026, 23:59	47	48.24	41.86	15.03	47.15
13/03/2026, 23:59	56	51.89	34.89	19.9	57.94
14/03/2026, 23:59	37	31.15	55.11	10.81	36.39

## Alți parametri

Media zilnică

To Date	Wind Speed m/s	Wind Direction degree	Battery %	CO ppb	SO <sub>2</sub> ppb	R. Humidity %	PM <sub>1</sub> μg/m <sup>3</sup>	PM <sub>100</sub> μg/m <sup>3</sup>	Pressure HPa	Temperature °C
08/03/2026, 23:59	1.47	109.17	100	351.41	0	58.72	20	71.2	1017.89	11.12
09/03/2026, 23:59	7.13	148.34	100	261.56	0	55.81	11.32	52.92	1019.58	11.27
10/03/2026, 23:59	7.25	152.61	100	282.19	0	48.97	7.42	48.29	1016.51	11.05
11/03/2026, 23:59	4.45	162.45	100	281.85	0	48.43	8	51.72	1014.28	11.38
12/03/2026, 23:59	2.15	137.96	100	358.85	0	50.08	12.55	65.96	1012.63	12.62
13/03/2026, 23:59	3.1	155.95	100	353.96	0	57.61	17.11	77.66	1010.05	12.06
14/03/2026, 23:59	7.8	150.49	100	233.18	0	52.07	8.7	57.76	1001.55	11.16

Oizom will not be responsible for Environmental Data accuracy once Validated