

Primaria Giroc (Chisoda)

WEEKLY AIR-QUALITY REPORT

Timp de la: **03/05/2026, 00:00**
Timp până la: **10/05/2026, 00:00**

Numele dispozitivului: **Primaria Giroc (Chisoda)**
Locația dispozitivului: **Strada Oltului 2, Chișoda 307221, Romania**

Parametrii: **CAQI , PM₁₀ , PM_{2.5} , NO₂ , O₃ , CO , Temperature , Wind Speed , Wind Direction , SO₂ , R. Humidity , PM₁ , PM₁₀₀ , Pressure**

Primaria Giroc (Chisoda)
Strada Oltului 2, Chișoda 307221,
Romania



Media indicelui de calitate al aerului (ICA): **28**

Prezentare generală zilnică: Parametrii indicelui de calitate al aerului (ICA)

	CAQI AQI	PM ₁₀ μg/m ³	PM _{2.5} μg/m ³	NO ₂ μg/m ³	O ₃ μg/m ³
Average	28	27.1	8.82	40.93	53.78
Maximum	31	30.72	13.07	55.14	61.77
Date	04/05/2026	08/05/2026	08/05/2026	07/05/2026	06/05/2026
Minimum	23	18.66	5.77	34.91	29.64
Date	03/05/2026	03/05/2026	03/05/2026	04/05/2026	07/05/2026

The data shown above is based on Media zilnică .

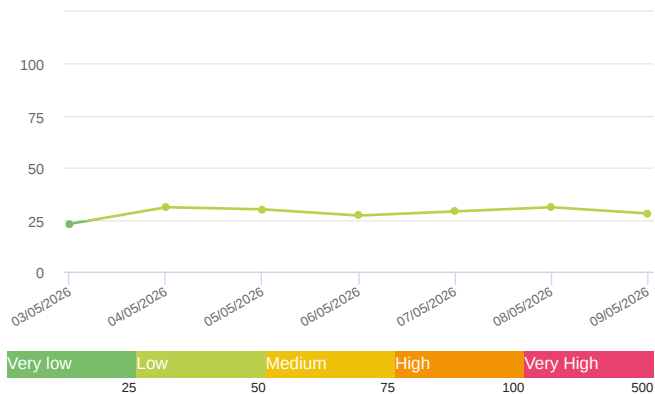
Prezentare generală zilnică: Alți parametri

	CO ppb	Temperature °C	Wind Speed m/s	Wind Direction degree	Battery %	SO ₂ ppb	R. Humidity %	PM ₁ μg/m ³	PM ₁₀₀ μg/m ³	Pressure HPa
Average	252.56	19.47	0.75	156.09	100	0	55.94	7.19	40.3	1006.37
Maximum	273.93	21.88	2.96	169.71	100	0	73.11	11.37	45.35	1011.45
Date	04/05/2026	08/05/2026	05/05/2026	05/05/2026	03/05/2026	03/05/2026	07/05/2026	08/05/2026	04/05/2026	03/05/2026
Minimum	226.45	15.54	0.44	154.08	100	0	47.45	4.67	32.6	1003.28
Date	03/05/2026	03/05/2026	04/05/2026	04/05/2026	03/05/2026	03/05/2026	04/05/2026	03/05/2026	03/05/2026	06/05/2026

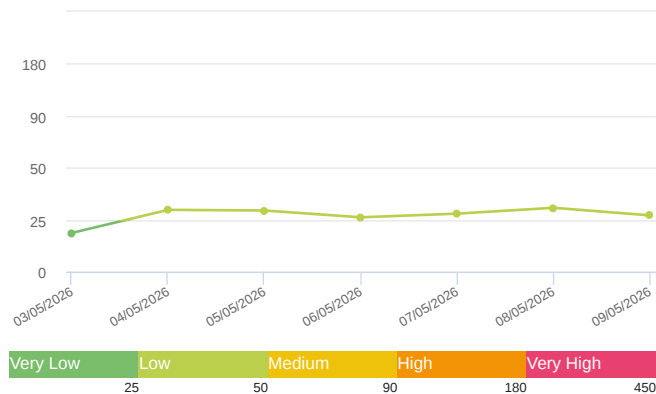
The data shown above is based on Media zilnică .

Media zilnică

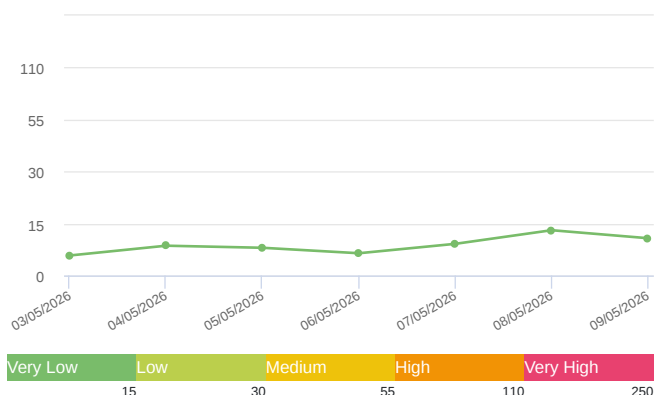
CAQI (AQI)



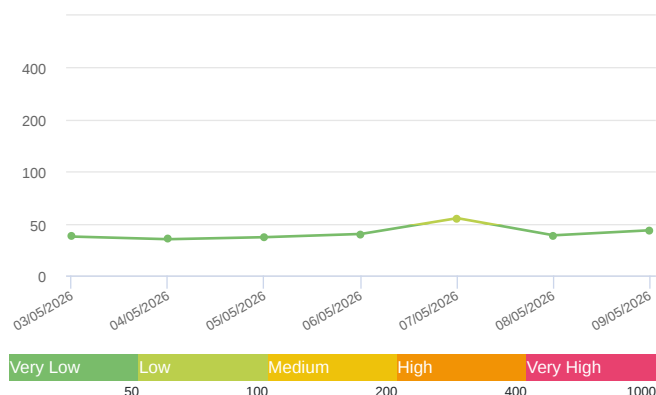
PM₁₀ (μg/m³)



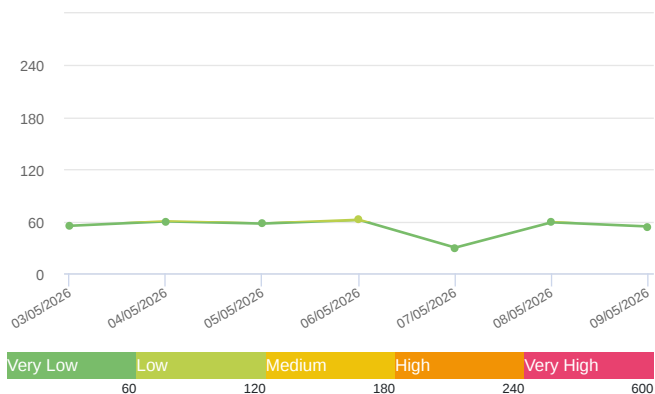
PM_{2.5} (μg/m³)



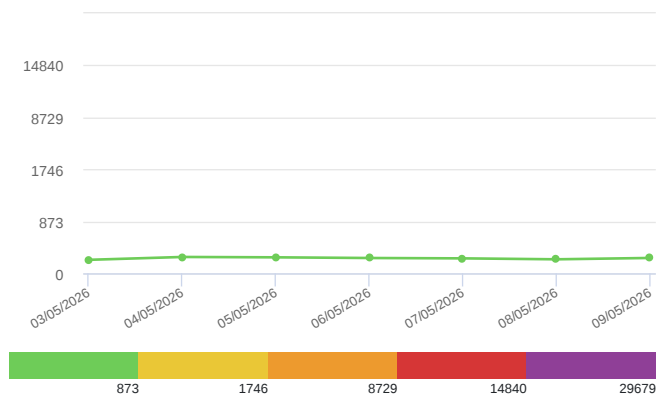
NO₂ (μg/m³)



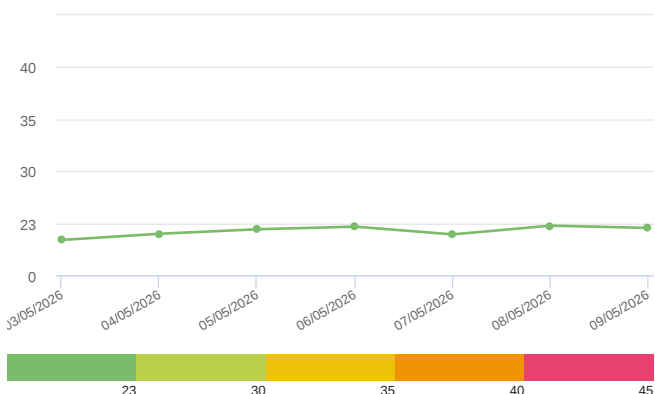
O₃ (μg/m³)



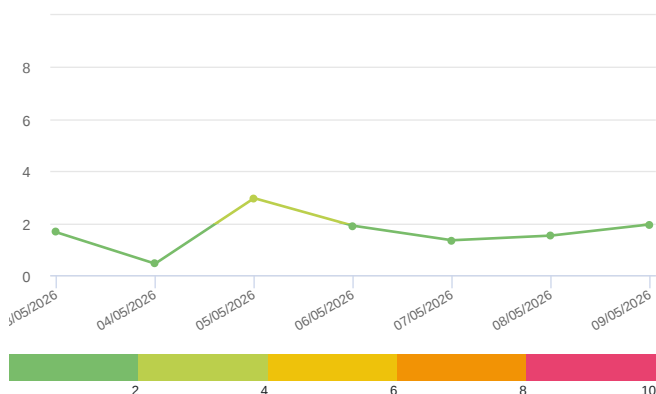
CO (ppb)



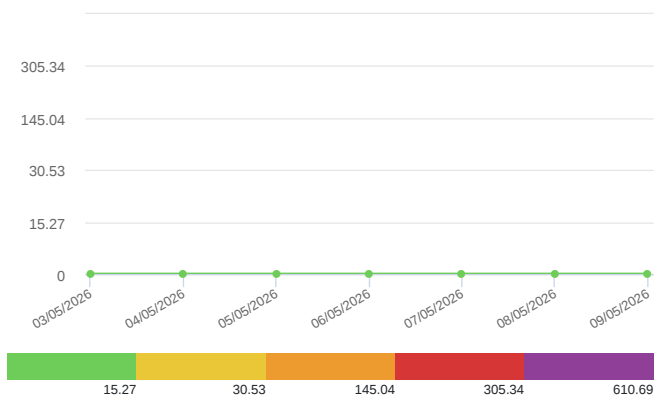
Temperature (°C)



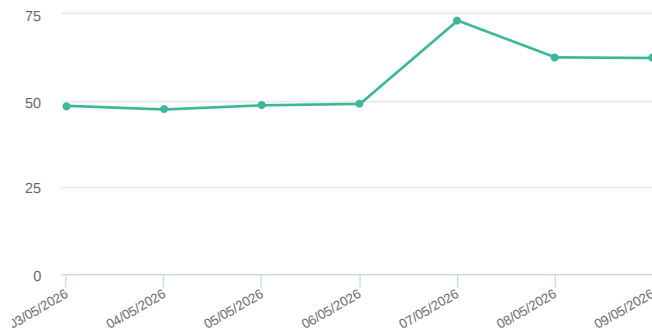
Wind Speed (m/s)



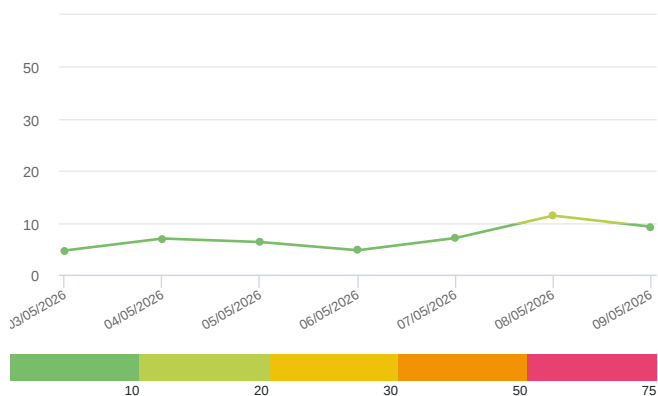
SO₂ (ppb)



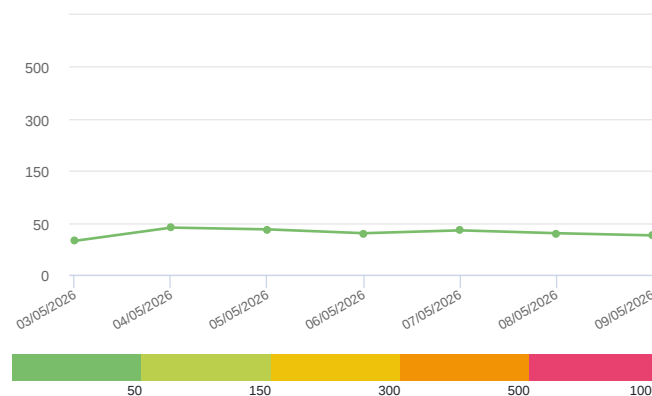
R. Humidity (%)



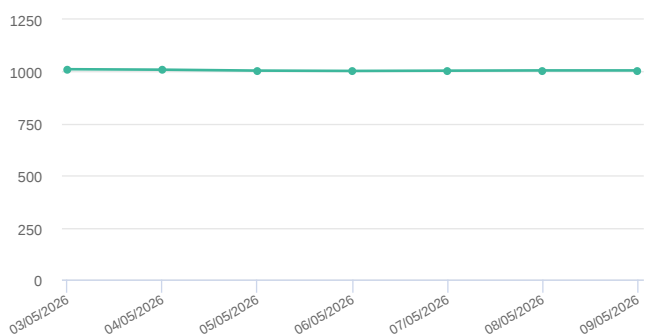
PM₁ (μg/m³)



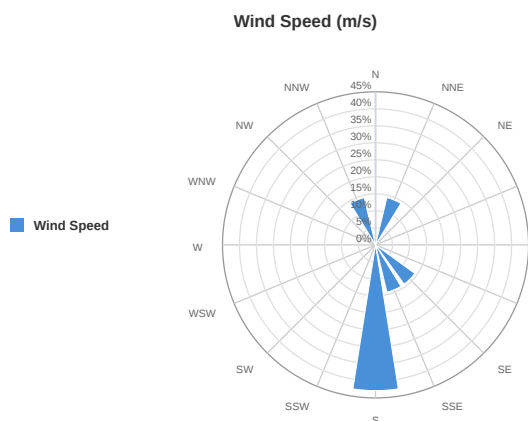
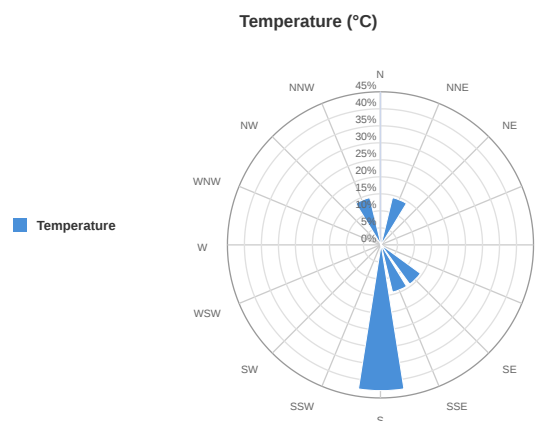
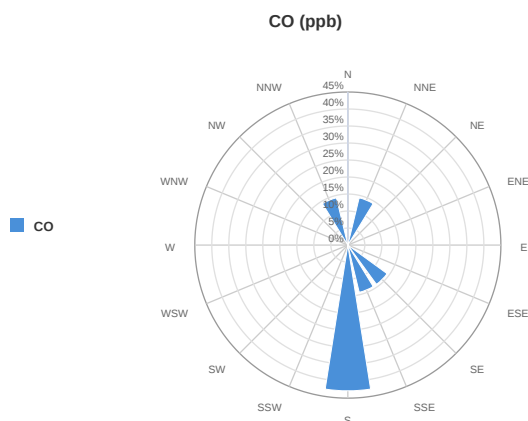
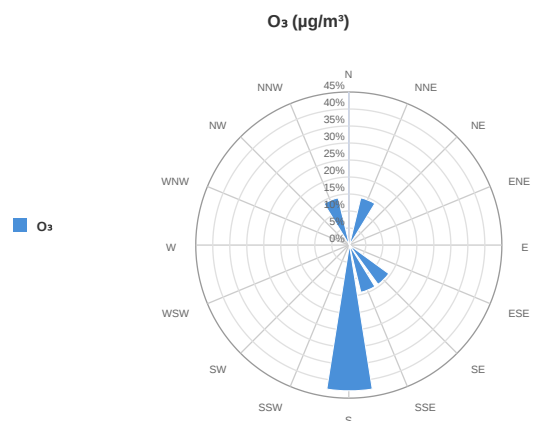
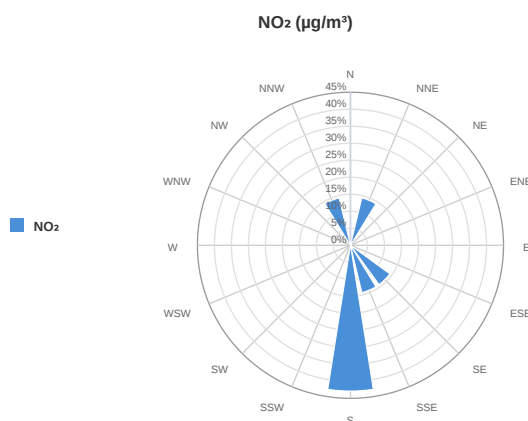
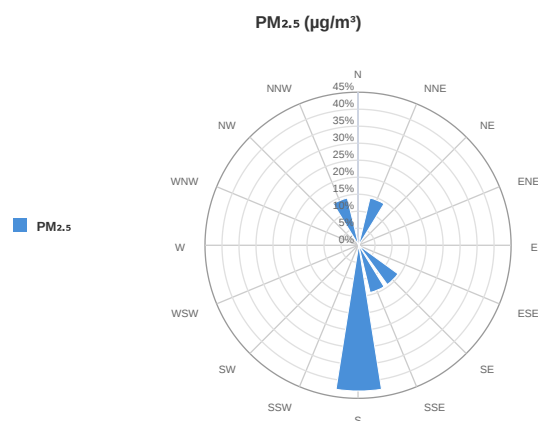
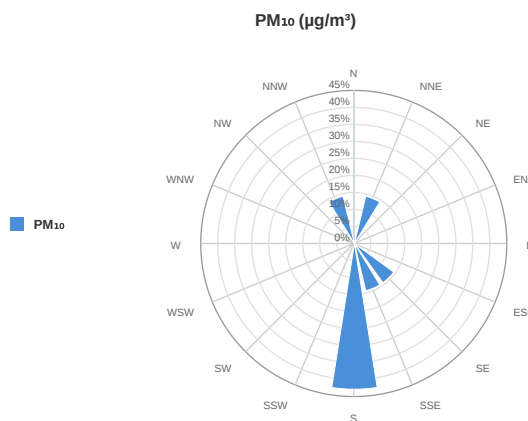
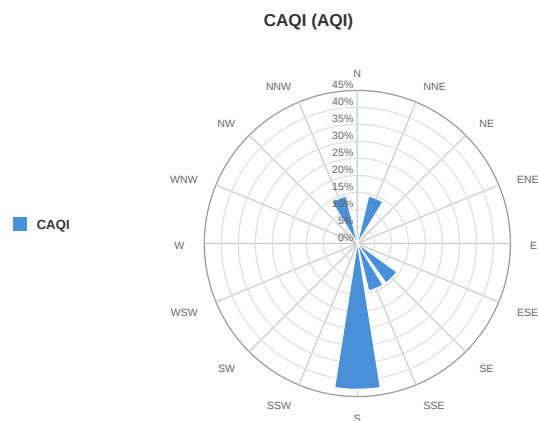
PM₁₀₀ (μg/m³)



Pressure (hPa)

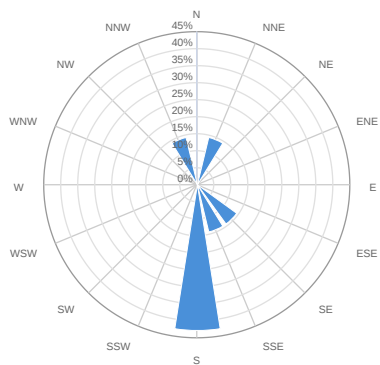


Media zilnică



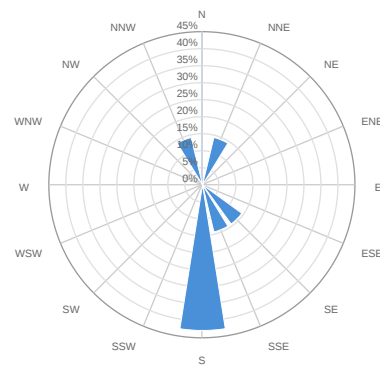
SO₂ (ppb)

■ SO₂



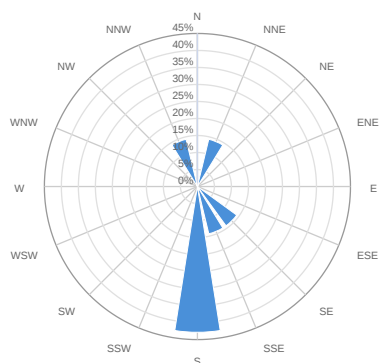
R. Humidity (%)

■ R. Humidity



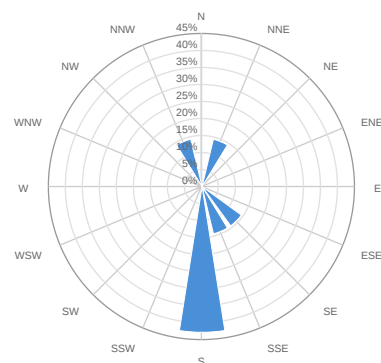
PM₁ (μg/m³)

■ PM₁



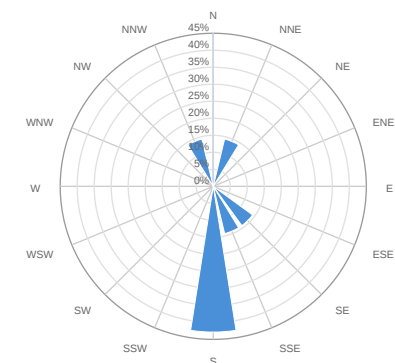
PM₁₀₀ (μg/m³)

■ PM₁₀₀



Pressure (HPa)

■ Pressure



Alerte

No alerts for the selected date and time range

Parametrii indicelui de calitate al aerului (ICA)

Media zilnică

To Date	CAQI AQI	PM ₁₀ μg/m ³	PM _{2.5} μg/m ³	NO ₂ μg/m ³	O ₃ μg/m ³
03/05/2026, 23:59	23	18.66	5.77	37.43	54.81
04/05/2026, 23:59	31	29.75	8.59	34.91	59.92
05/05/2026, 23:59	30	29.43	8	36.86	57.37
06/05/2026, 23:59	27	26.16	6.42	39.97	61.77
07/05/2026, 23:59	29	27.93	9.13	55.14	29.64
08/05/2026, 23:59	31	30.72	13.07	38.67	58.87
09/05/2026, 23:59	28	27.07	10.75	43.52	54.06

Alți parametri

Media zilnică

To Date	CO ppb	Temperature °C	Wind Speed m/s	Wind Direction degree	Battery %	SO ₂ ppb	R. Humidity %	PM ₁ μg/m ³	PM ₁₀₀ μg/m ³	Pressure HPa
03/05/2026, 23:59	226.45	15.54	1.65	145.63	100	0	48.51	4.67	32.6	1011.45
04/05/2026, 23:59	273.93	18.29	0.44	154.08	100	0	47.45	6.97	45.35	1009.22
05/05/2026, 23:59	267.84	20.28	2.96	169.71	100	0	48.66	6.29	43.66	1004.79
06/05/2026, 23:59	256.4	21.44	1.9	174.03	100	0	49.06	4.71	39.96	1003.28
07/05/2026, 23:59	250.94	18	1.34	181.04	100	0	73.11	7.07	42.7	1004.52
08/05/2026, 23:59	234.64	21.88	1.52	335.02	100	0	62.49	11.37	39.96	1005.66
09/05/2026, 23:59	257.72	20.88	1.95	29.34	100	0	62.3	9.24	37.86	1005.67

Oizom will not be responsible for Environmental Data accuracy once Validated