

Primaria Giroc (Chisoda)

WEEKLY AIR-QUALITY REPORT

Timp de la: **26/04/2026, 00:00**
Timp până la: **03/05/2026, 00:00**

Numele dispozitivului: **Primaria Giroc (Chisoda)**
Locația dispozitivului: **Strada Oltului 2, Chișoda 307221, Romania**

Parametrii: **CAQI , PM₁₀ , PM_{2.5} , NO₂ , O₃ , CO , Temperature , Wind Speed , Wind Direction , SO₂ , R. Humidity , PM₁ , PM₁₀₀ , Pressure**

Primaria Giroc (Chisoda)
Strada Oltului 2, Chișoda 307221,
Romania



Media indicelui de calitate al aerului (ICA): **27**

Prezentare generală zilnică: Parametrii indicelui de calitate al aerului (ICA)

	CAQI AQI	PM ₁₀ μg/m ³	PM _{2.5} μg/m ³	NO ₂ μg/m ³	O ₃ μg/m ³
Average	27	26.05	6.04	38.38	52.15
Maximum	30	28.73	7.53	44.01	59.29
Date	29/04/2026	29/04/2026	01/05/2026	27/04/2026	26/04/2026
Minimum	24	24.04	4.59	32.96	43.83
Date	28/04/2026	02/05/2026	27/04/2026	26/04/2026	29/04/2026

The data shown above is based on Media zilnică .

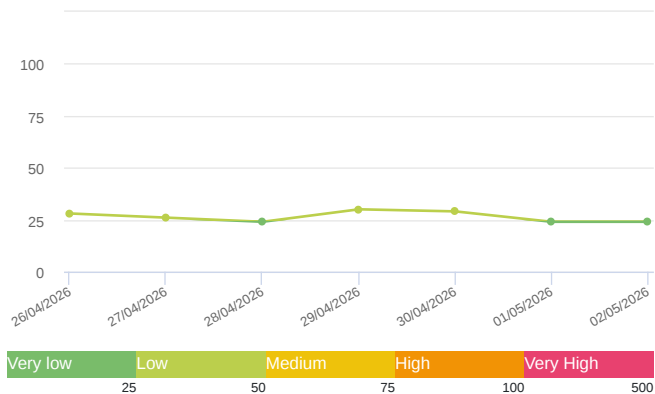
Prezentare generală zilnică: Alți parametri

	CO ppb	Temperature °C	Wind Speed m/s	Wind Direction degree	Battery %	SO ₂ ppb	R. Humidity %	PM ₁ μg/m ³	PM ₁₀₀ μg/m ³	Pressure HPa
Average	240.02	14.54	2.62	8.7	100	0	44.28	4.5	43.99	1011.32
Maximum	247.5	16.24	5.06	357.68	100	0	48.61	6.16	49.14	1015.69
Date	02/05/2026	26/04/2026	30/04/2026	30/04/2026	26/04/2026	26/04/2026	02/05/2026	01/05/2026	30/04/2026	01/05/2026
Minimum	225.85	12.2	0.68	3.42	100	0	38.32	2.95	40.95	1005.98
Date	26/04/2026	30/04/2026	01/05/2026	01/05/2026	26/04/2026	26/04/2026	30/04/2026	27/04/2026	01/05/2026	26/04/2026

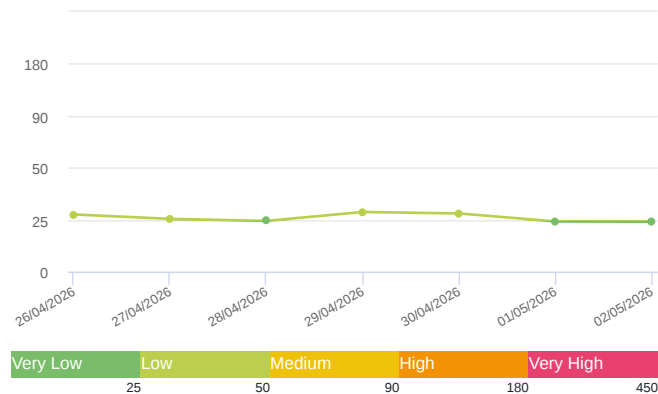
The data shown above is based on Media zilnică .

Media zilnică

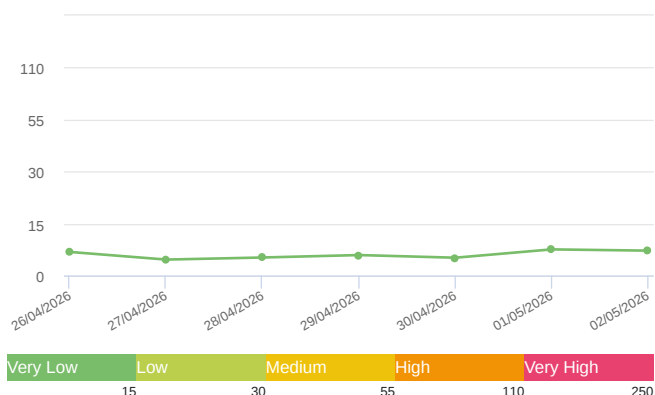
CAQI (AQI)



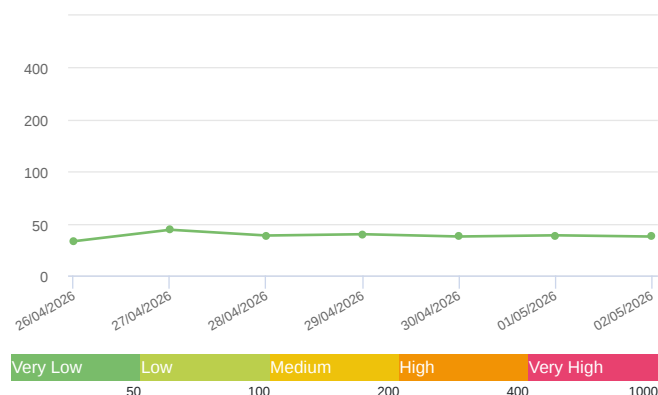
PM₁₀ (μg/m³)



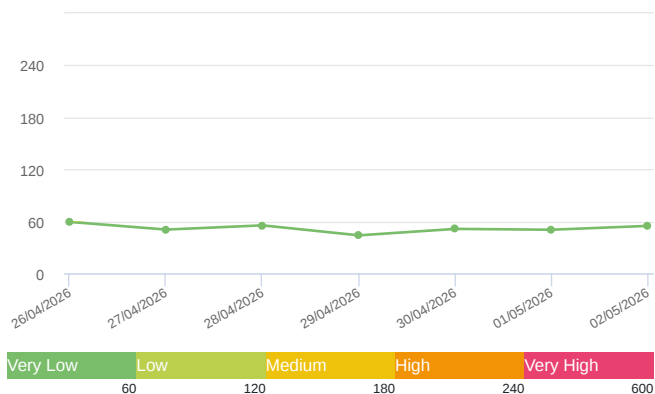
PM_{2.5} (μg/m³)



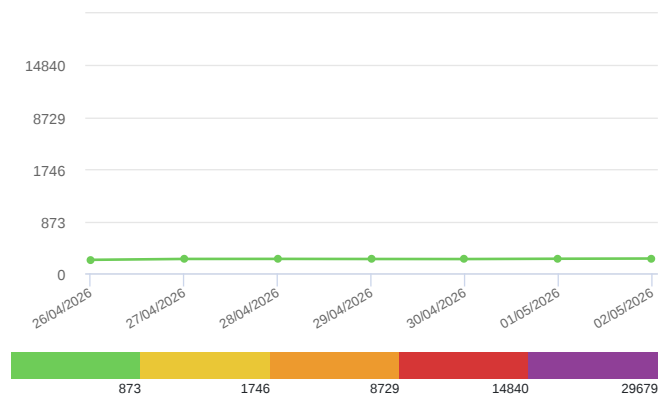
NO₂ (μg/m³)



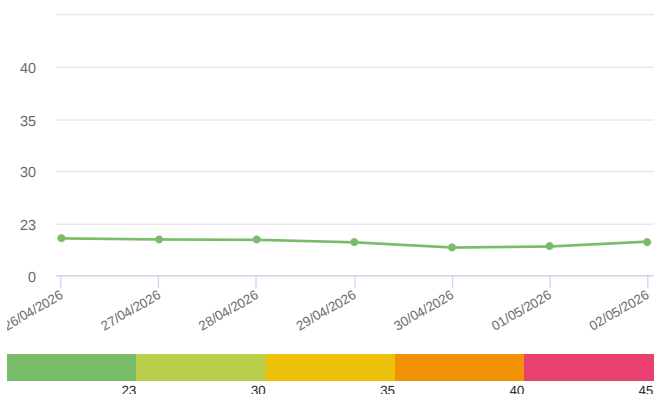
O₃ (μg/m³)



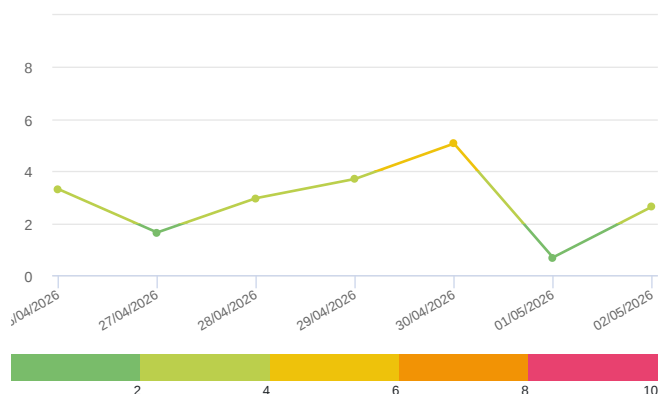
CO (ppb)



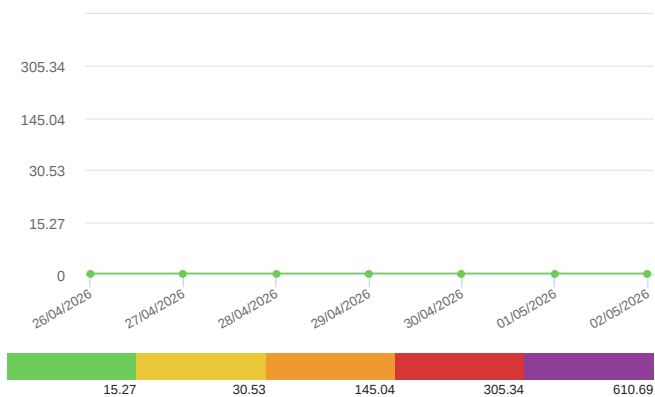
Temperature (°C)



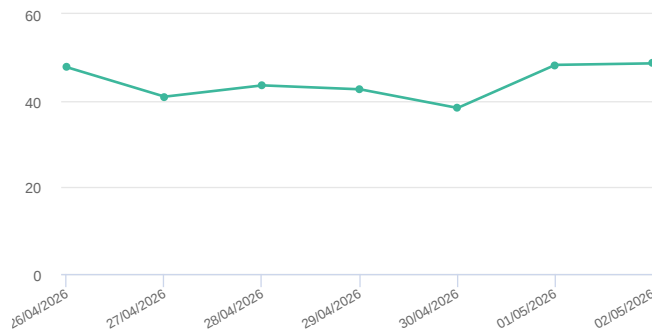
Wind Speed (m/s)



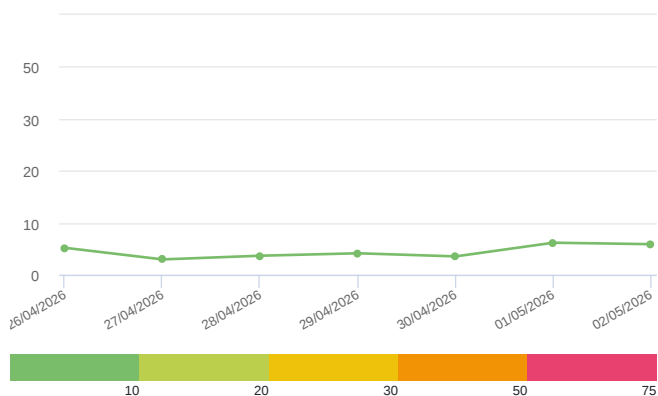
SO₂ (ppb)



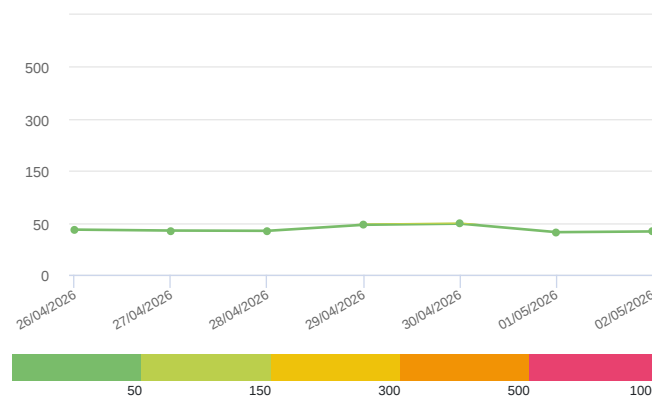
R. Humidity (%)



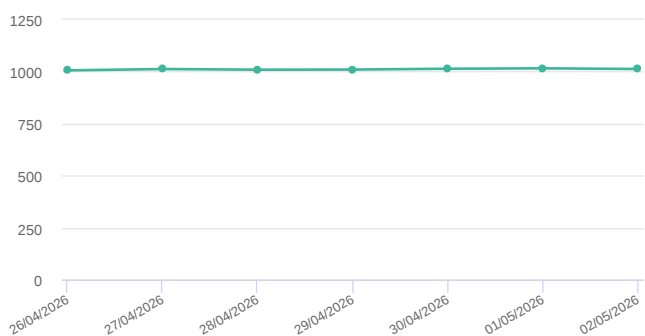
PM₁ (μg/m³)



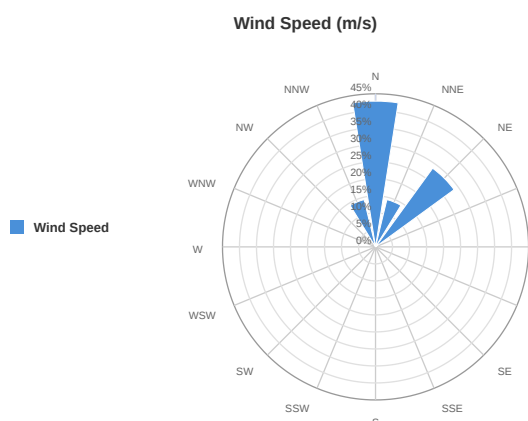
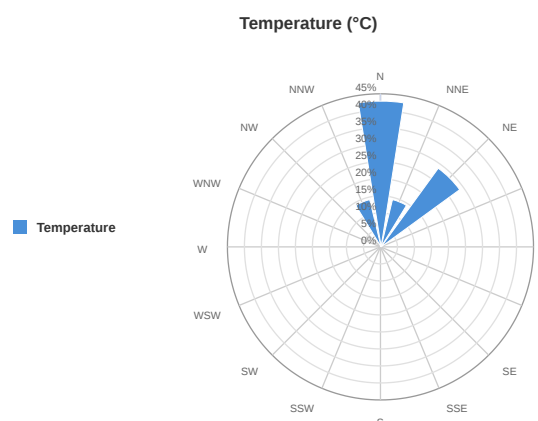
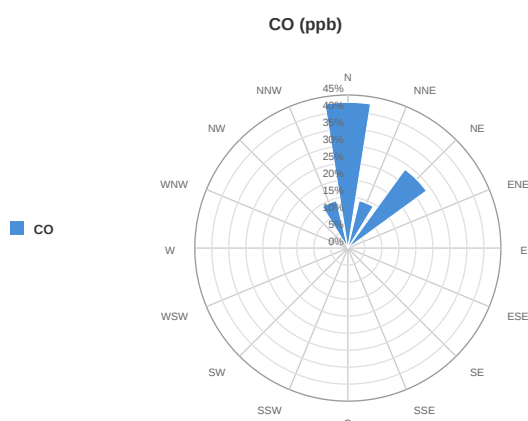
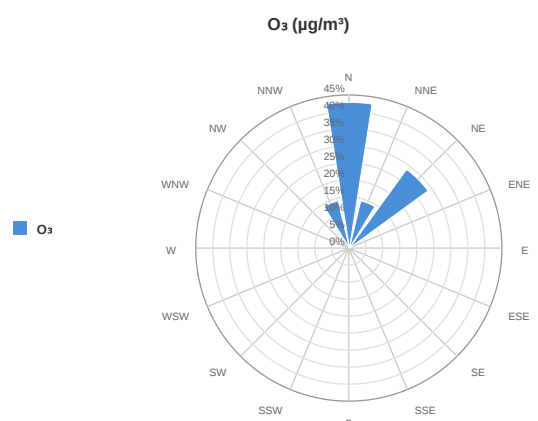
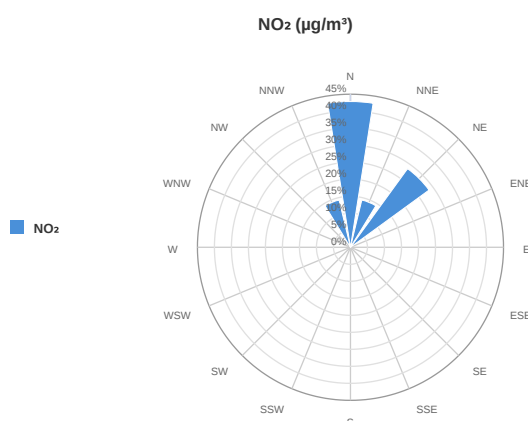
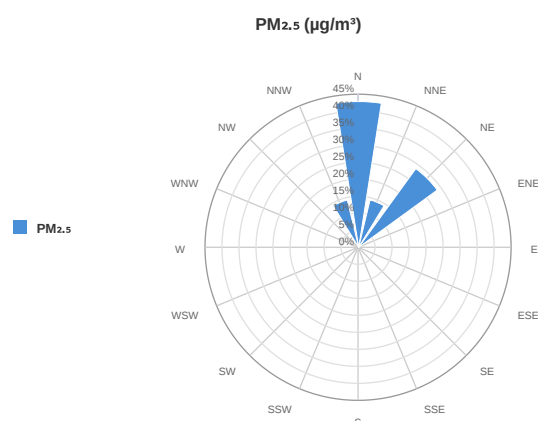
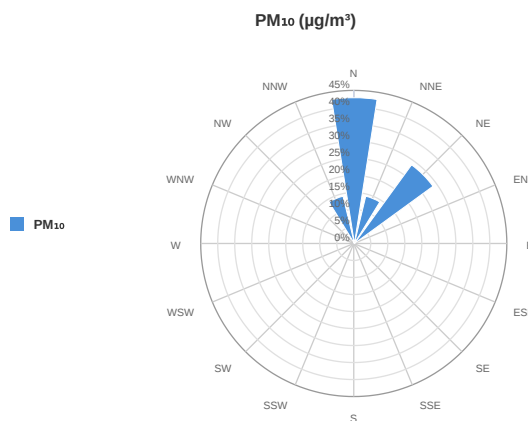
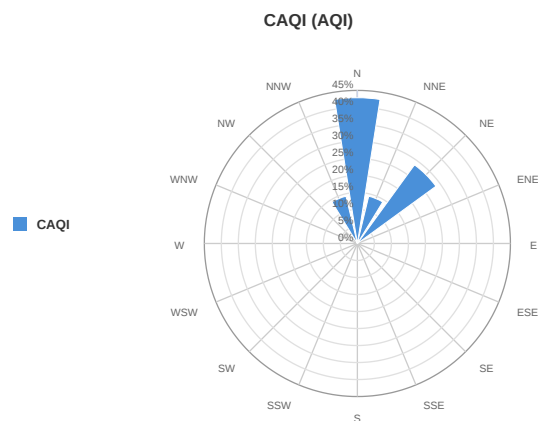
PM₁₀₀ (μg/m³)



Pressure (hPa)

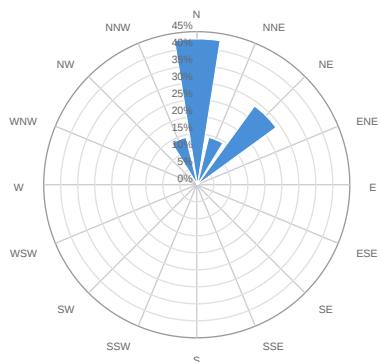


Media zilnică



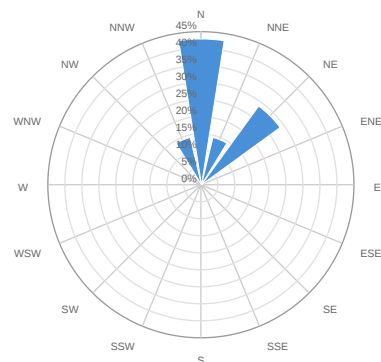
SO₂ (ppb)

■ SO₂



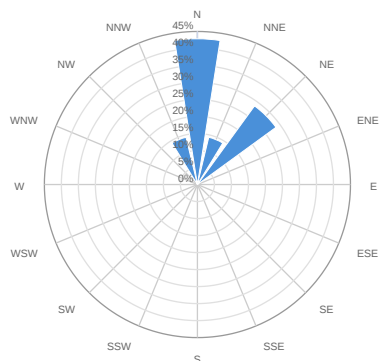
R. Humidity (%)

■ R. Humidity



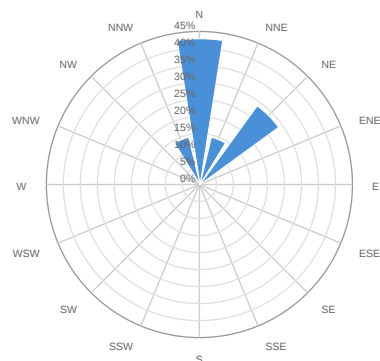
PM₁ (μg/m³)

■ PM₁



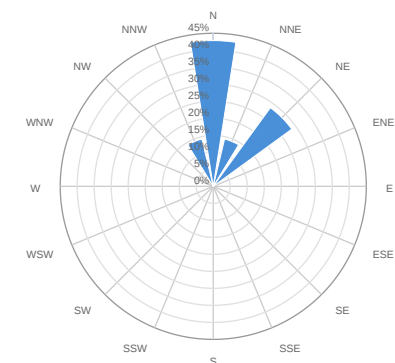
PM₁₀₀ (μg/m³)

■ PM₁₀₀



Pressure (HPa)

■ Pressure



Alerte

No alerts for the selected date and time range

Parametrii indicelui de calitate al aerului (ICA)

Media zilnică

To Date	CAQI AQI	PM ₁₀ μg/m ³	PM _{2.5} μg/m ³	NO ₂ μg/m ³	O ₃ μg/m ³
26/04/2026, 23:59	28	27.52	6.8	32.96	59.29
27/04/2026, 23:59	26	25.4	4.59	44.01	50.46
28/04/2026, 23:59	24	24.46	5.19	38.45	55.31
29/04/2026, 23:59	30	28.73	5.89	39.68	43.83
30/04/2026, 23:59	29	28	5.13	37.48	51.23
01/05/2026, 23:59	24	24.18	7.53	38.65	50.25
02/05/2026, 23:59	24	24.04	7.17	37.44	54.69

Alți parametri

Media zilnică

To Date	CO ppb	Temperature °C	Wind Speed m/s	Wind Direction degree	Battery %	SO ₂ ppb	R. Humidity %	PM ₁ μg/m ³	PM ₁₀₀ μg/m ³	Pressure HPa
26/04/2026, 23:59	225.85	16.24	3.31	329.88	100	0	47.71	5.18	43.42	1005.98
27/04/2026, 23:59	240.94	15.76	1.64	44.81	100	0	40.92	2.95	42.5	1012.29
28/04/2026, 23:59	241.9	15.6	2.96	42.17	100	0	43.53	3.66	42.26	1009.2
29/04/2026, 23:59	239.81	14.48	3.7	10.12	100	0	42.62	4.13	48.06	1009.71
30/04/2026, 23:59	239.6	12.2	5.06	357.68	100	0	38.32	3.53	49.14	1013.77
01/05/2026, 23:59	244.51	12.66	0.68	3.42	100	0	48.26	6.16	40.95	1015.69
02/05/2026, 23:59	247.5	14.82	2.63	17.68	100	0	48.61	5.88	41.63	1012.58

Oizom will not be responsible for Environmental Data accuracy once Validated