

Primaria Giroc (Chisoda)

WEEKLY AIR-QUALITY REPORT

Timp de la: **19/04/2026, 00:00**
Timp până la: **26/04/2026, 00:00**

Numele dispozitivului: **Primaria Giroc (Chisoda)**
Locația dispozitivului: **Strada Oltului 2, Chișoda 307221, Romania**

Parametrii: **CAQI , PM₁₀ , PM_{2.5} , NO₂ , O₃ , CO , Temperature , Wind Speed , Wind Direction , SO₂ , R. Humidity , PM₁ , PM₁₀₀ , Pressure**

Primaria Giroc (Chisoda)
Strada Oltului 2, Chișoda 307221,
Romania



Media indicelui de calitate al aerului (ICA): **29**

Prezentare generală zilnică: Parametrii indicelui de calitate al aerului (ICA)

	CAQI AQI	PM ₁₀ μg/m ³	PM _{2.5} μg/m ³	NO ₂ μg/m ³	O ₃ μg/m ³
Average	29	28.63	9.2	40.17	45.97
Maximum	38	37.19	11.43	45.46	55.66
Date	24/04/2026	24/04/2026	25/04/2026	24/04/2026	19/04/2026
Minimum	24	23.68	7.91	35.63	37.21
Date	20/04/2026	21/04/2026	19/04/2026	19/04/2026	21/04/2026

The data shown above is based on Media zilnică .

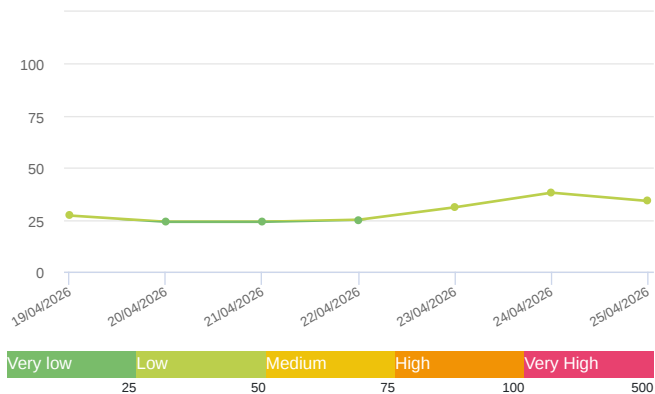
Prezentare generală zilnică: Alți parametri

	CO ppb	Temperature °C	Wind Speed m/s	Wind Direction degree	Battery %	SO ₂ ppb	R. Humidity %	PM ₁ μg/m ³	PM ₁₀₀ μg/m ³	Pressure HPa
Average	252.1	14.12	2.54	317.05	100	0	55.84	7.63	44.21	1005.64
Maximum	287.17	16.87	4.13	355.68	100	0	67.13	9.31	53.9	1008.02
Date	24/04/2026	19/04/2026	22/04/2026	22/04/2026	19/04/2026	19/04/2026	20/04/2026	25/04/2026	24/04/2026	22/04/2026
Minimum	229.98	11.61	0.8	336.85	100	0	50.77	6.59	36.75	1003.58
Date	22/04/2026	22/04/2026	19/04/2026	19/04/2026	19/04/2026	19/04/2026	23/04/2026	19/04/2026	20/04/2026	20/04/2026

The data shown above is based on Media zilnică .

Media zilnică

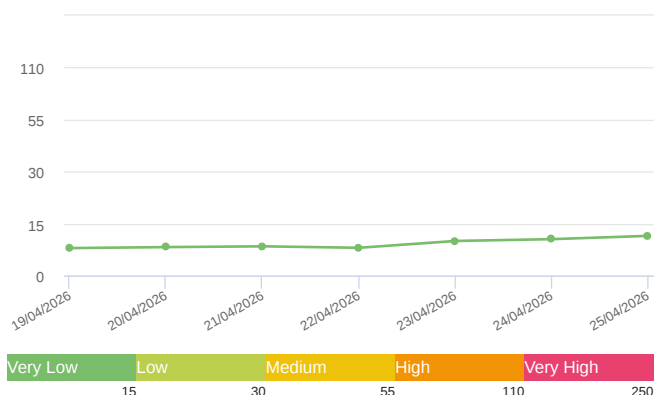
CAQI (AQI)



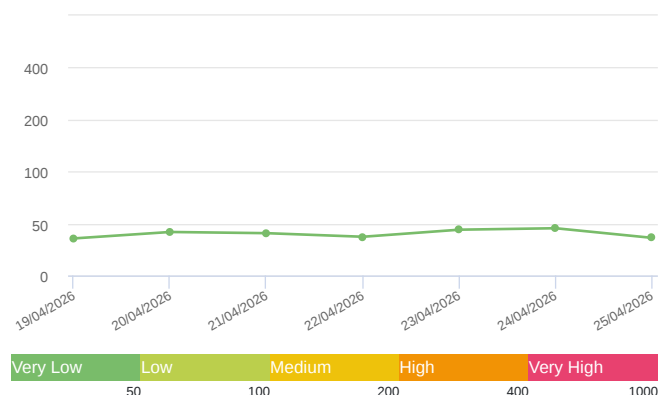
PM₁₀ (μg/m³)



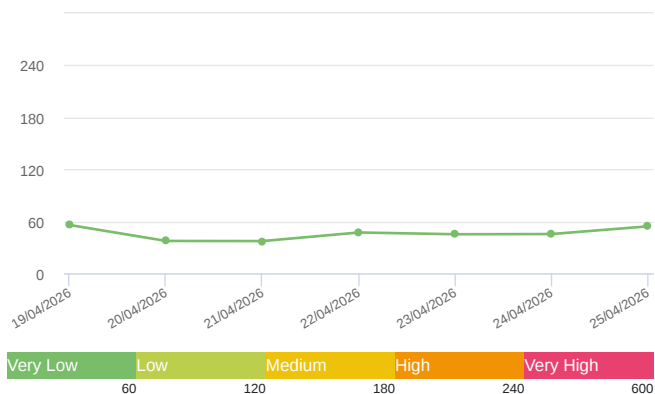
PM_{2.5} (μg/m³)



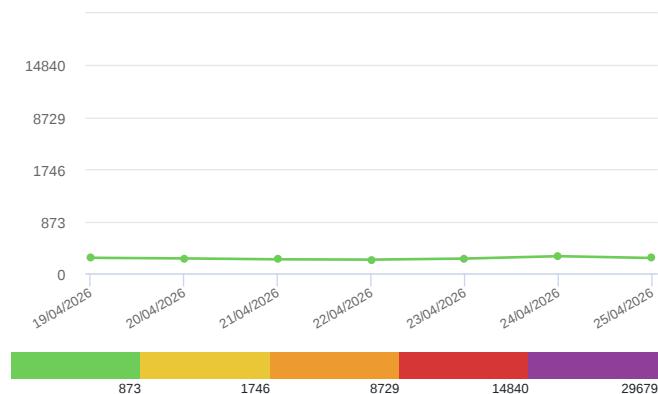
NO₂ (μg/m³)



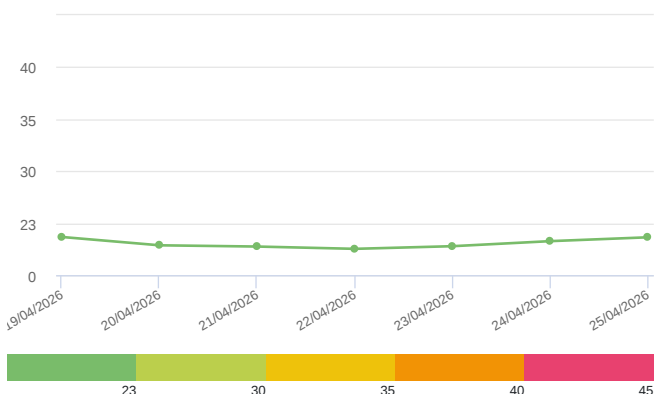
O₃ (μg/m³)



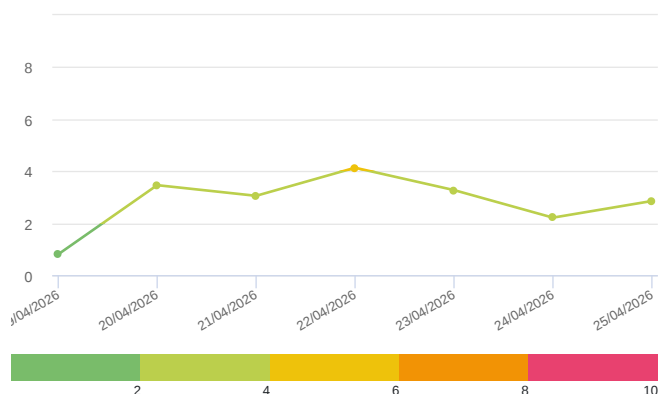
CO (ppb)



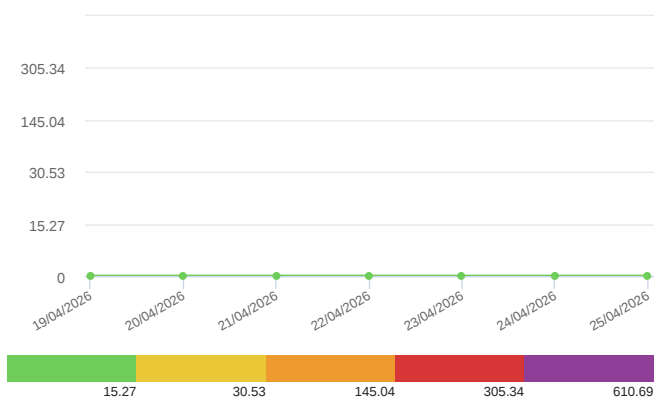
Temperature (°C)



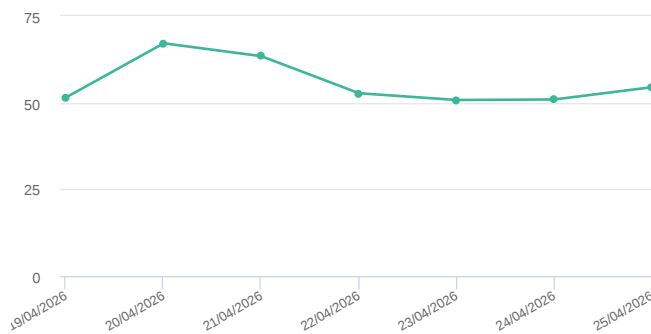
Wind Speed (m/s)



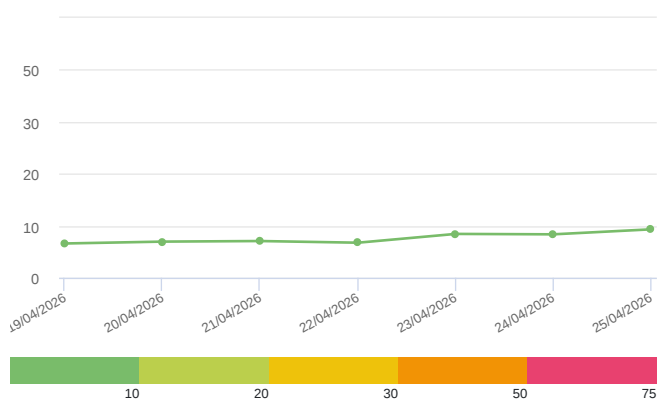
SO₂ (ppb)



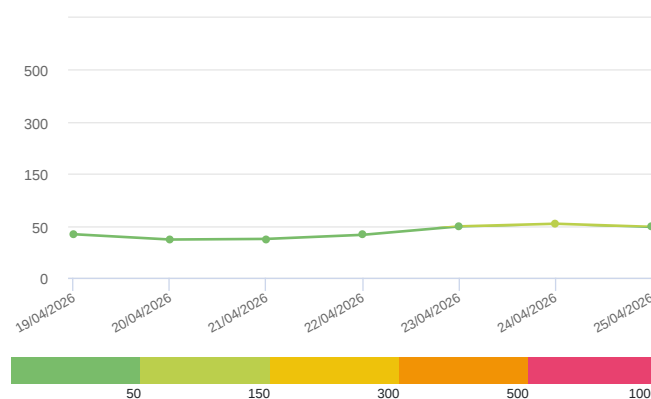
R. Humidity (%)



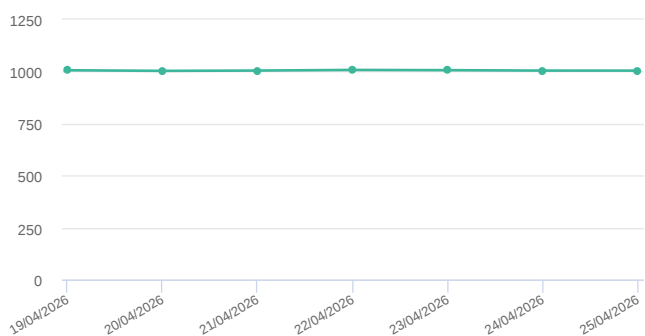
PM₁ (μg/m³)



PM₁₀₀ (μg/m³)

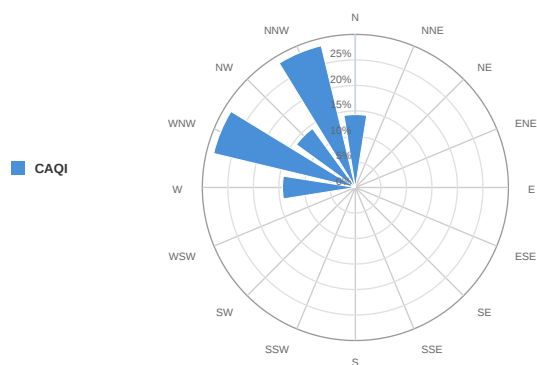


Pressure (hPa)

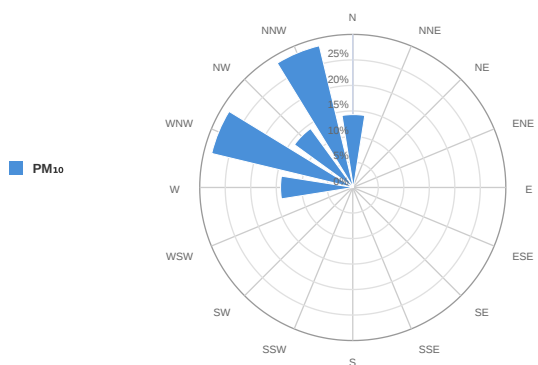


Media zilnică

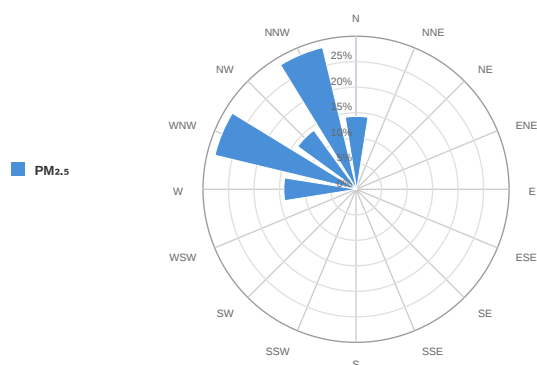
CAQI (AQI)



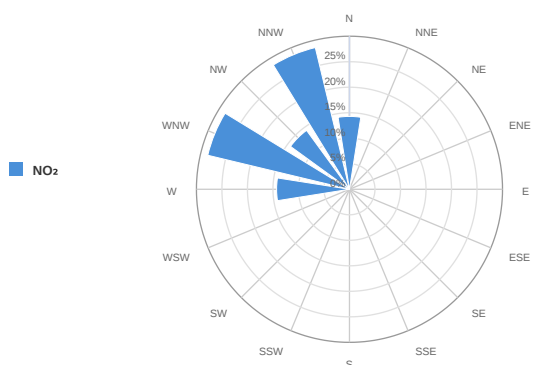
PM₁₀ (μg/m³)



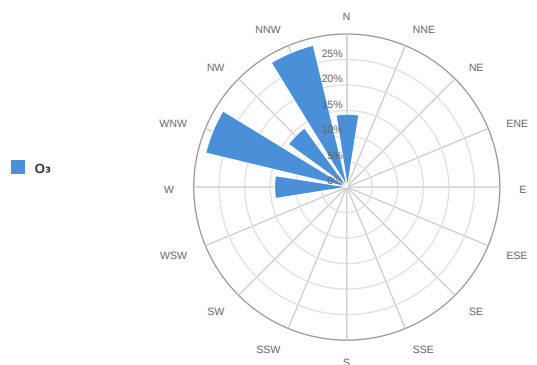
PM_{2.5} (μg/m³)



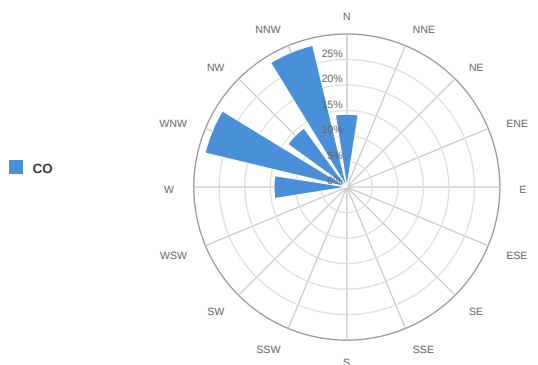
NO₂ (μg/m³)



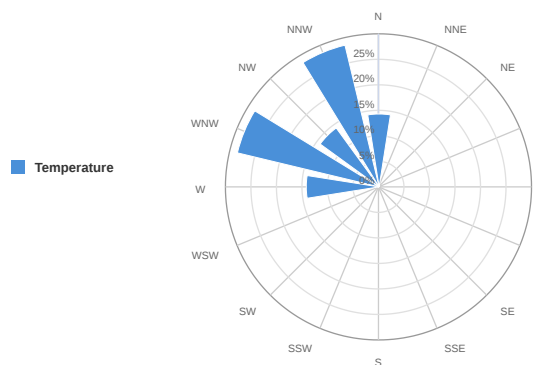
O₃ (μg/m³)



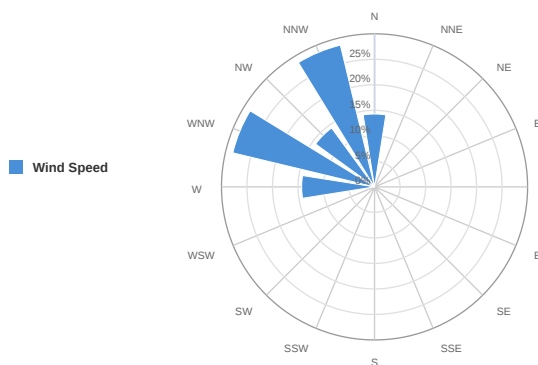
CO (ppb)



Temperature (°C)

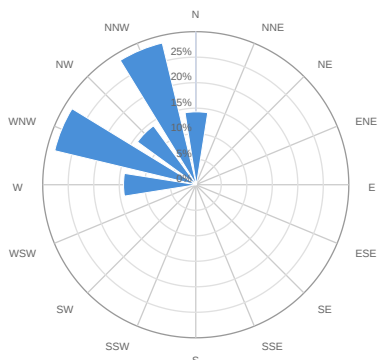


Wind Speed (m/s)



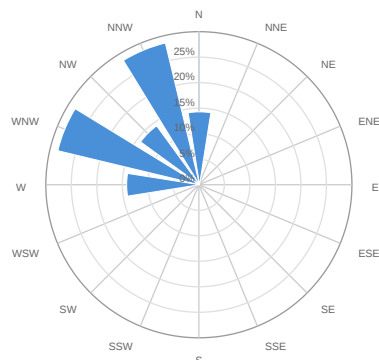
SO₂ (ppb)

■ SO₂



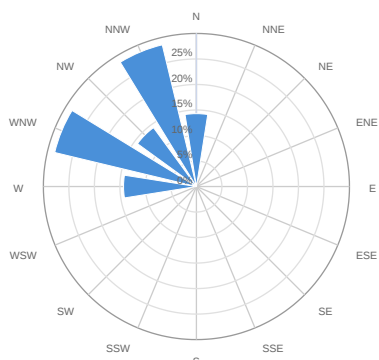
R. Humidity (%)

■ R. Humidity



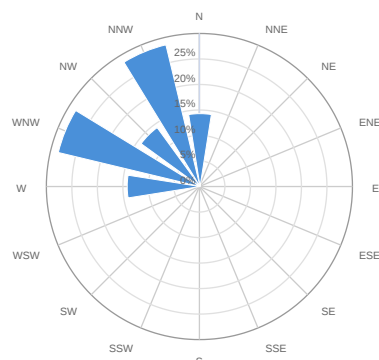
PM₁ (µg/m³)

■ PM₁



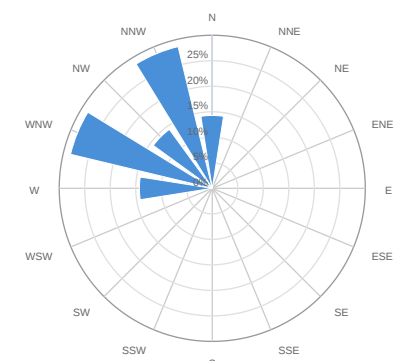
PM₁₀₀ (µg/m³)

■ PM₁₀₀



Pressure (hPa)

■ Pressure



Alerte

No alerts for the selected date and time range

Parametrii indicelui de calitate al aerului (ICA)

Media zilnică

To Date	CAQI AQI	PM ₁₀ μg/m ³	PM _{2.5} μg/m ³	NO ₂ μg/m ³	O ₃ μg/m ³
19/04/2026, 23:59	27	26.42	7.91	35.63	55.66
20/04/2026, 23:59	24	24.17	8.19	41.87	37.33
21/04/2026, 23:59	24	23.68	8.42	40.71	37.21
22/04/2026, 23:59	25	24.59	8	37.26	47.12
23/04/2026, 23:59	31	30.63	9.96	44.04	45.05
24/04/2026, 23:59	38	37.19	10.48	45.46	45.28
25/04/2026, 23:59	34	33.7	11.43	36.22	54.16

Alți parametri

Media zilnică

To Date	CO ppb	Temperature °C	Wind Speed m/s	Wind Direction degree	Battery %	SO ₂ ppb	R. Humidity %	PM ₁ μg/m ³	PM ₁₀₀ μg/m ³	Pressure HPa
19/04/2026, 23:59	259.84	16.87	0.8	336.85	100	0	51.51	6.59	41.87	1006.44
20/04/2026, 23:59	249.39	13.18	3.46	297.74	100	0	67.13	6.95	36.75	1003.58
21/04/2026, 23:59	234.51	12.63	3.05	336.85	100	0	63.41	7.06	37.33	1005.02
22/04/2026, 23:59	229.98	11.61	4.13	355.68	100	0	52.72	6.74	41.29	1008.02
23/04/2026, 23:59	247.03	12.78	3.27	309.53	100	0	50.77	8.43	49.41	1006.9
24/04/2026, 23:59	287.17	15.02	2.21	300.8	100	0	50.92	8.35	53.9	1004.85
25/04/2026, 23:59	256.8	16.71	2.85	280.61	100	0	54.46	9.31	48.94	1004.69

Oizom will not be responsible for Environmental Data accuracy once Validated