

# Primaria Giroc (Chisoda)

## WEEKLY AIR-QUALITY REPORT

Timp de la: **12/04/2026, 00:00**  
Timp până la: **19/04/2026, 00:00**

Numele dispozitivului: **Primaria Giroc (Chisoda)**  
Locația dispozitivului: **Strada Oltului 2, Chișoda 307221, Romania**

Parametrii: **CAQI , PM<sub>10</sub> , PM<sub>2.5</sub> , NO<sub>2</sub> , O<sub>3</sub> , CO , Temperature , Wind Speed , Wind Direction , SO<sub>2</sub> , R. Humidity , PM<sub>1</sub> , PM<sub>100</sub> , Pressure**

Primaria Giroc (Chisoda)  
Strada Oltului 2, Chișoda 307221,  
Romania



Media indicelui de calitate al aerului (ICA): **32**

Prezentare generală zilnică: Parametrii indicelui de calitate al aerului (ICA)

|                | CAQI<br>AQI | PM <sub>10</sub><br>μg/m <sup>3</sup> | PM <sub>2.5</sub><br>μg/m <sup>3</sup> | NO <sub>2</sub><br>μg/m <sup>3</sup> | O <sub>3</sub><br>μg/m <sup>3</sup> |
|----------------|-------------|---------------------------------------|--|--------------------------------------|-------------------------------------|
| <b>Average</b> | 32          | 31.58                                 | 11.12                                  | 38.65                                | 49.24                               |
| <b>Maximum</b> | 45          | 44.89                                 | 16.43                                  | 42.3                                 | 54.72                               |
| <b>Date</b>    | 17/04/2026  | 17/04/2026                            | 17/04/2026                             | 16/04/2026                           | 18/04/2026                          |
| <b>Minimum</b> | 23          | 23.36                                 | 7.13                                   | 34.67                                | 38.73                               |
| <b>Date</b>    | 13/04/2026  | 13/04/2026                            | 18/04/2026                             | 12/04/2026                           | 14/04/2026                          |

The data shown above is based on Media zilnică .

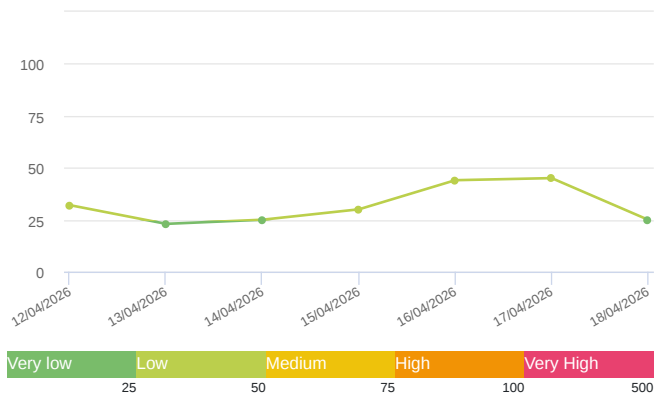
## Prezentare generală zilnică: Alți parametri

|                | CO<br>ppb  | Temperature<br>°C | Wind Speed<br>m/s | Wind Direction<br>degree | Battery<br>% | SO <sub>2</sub><br>ppb | R. Humidity<br>% | PM <sub>1</sub><br>μg/m <sup>3</sup> | PM <sub>100</sub><br>μg/m <sup>3</sup> | Pressure<br>HPa |
|----------------|------------|-------------------|-------------------|--------------------------|--------------|------------------------|------------------|--------------------------------------|--|-----------------|
| <b>Average</b> | 261.31     | 15.74             | 1.55              | 55.53                    | 100          | 0                      | 53.65            | 9.54                                 | 46.6                                   | 1008.47         |
| <b>Maximum</b> | 284.35     | 18.73             | 5.43              | 148.67                   | 100          | 0                      | 57.71            | 14.23                                | 60.25                                  | 1010.26         |
| <b>Date</b>    | 16/04/2026 | 16/04/2026        | 14/04/2026        | 14/04/2026               | 12/04/2026   | 12/04/2026             | 16/04/2026       | 17/04/2026                           | 17/04/2026                             | 15/04/2026      |
| <b>Minimum</b> | 237.26     | 10.56             | 1.35              | 32.36                    | 100          | 0                      | 46.67            | 5.81                                 | 36                                     | 1006.52         |
| <b>Date</b>    | 18/04/2026 | 12/04/2026        | 15/04/2026        | 15/04/2026               | 12/04/2026   | 12/04/2026             | 18/04/2026       | 18/04/2026                           | 13/04/2026                             | 13/04/2026      |

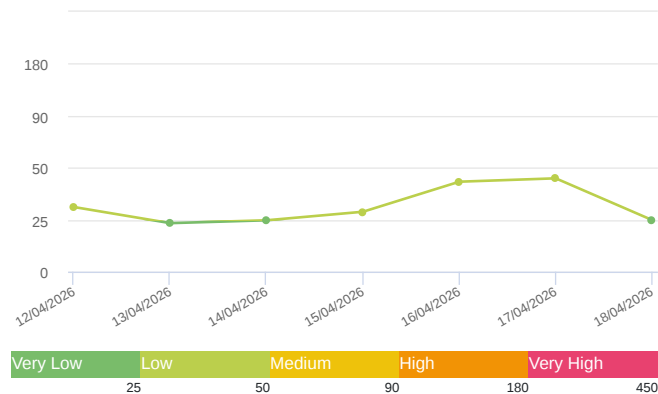
The data shown above is based on Media zilnică .

Media zilnică

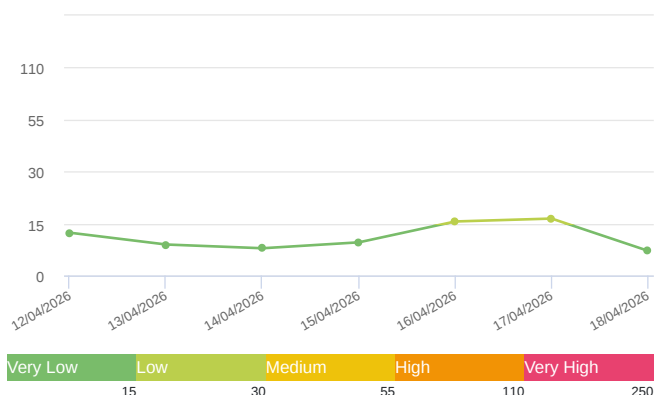
CAQI (AQI)



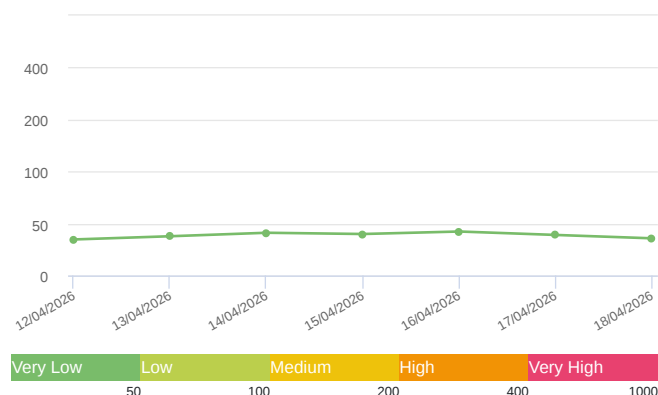
PM<sub>10</sub> (μg/m<sup>3</sup>)



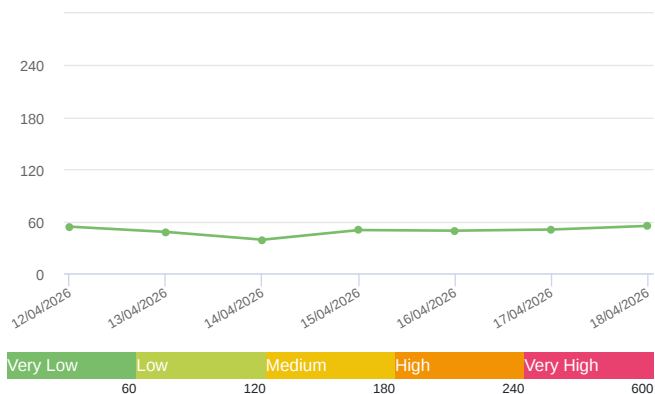
PM<sub>2.5</sub> (μg/m<sup>3</sup>)



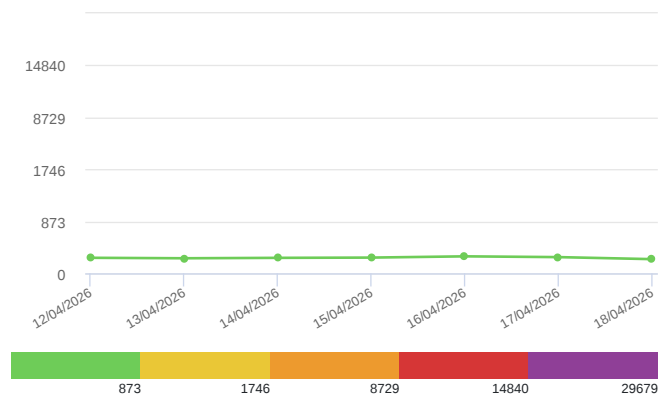
NO<sub>2</sub> (μg/m<sup>3</sup>)



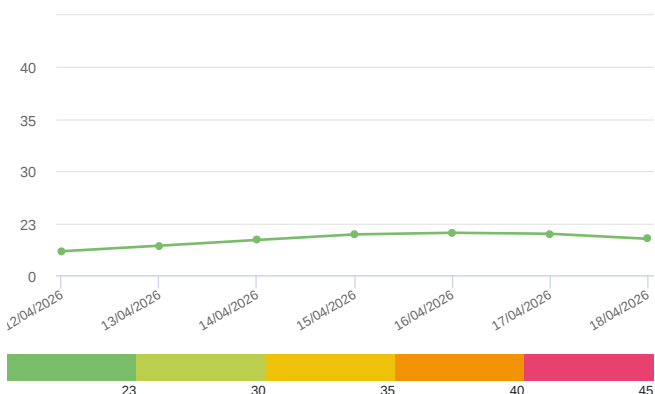
O<sub>3</sub> (μg/m<sup>3</sup>)



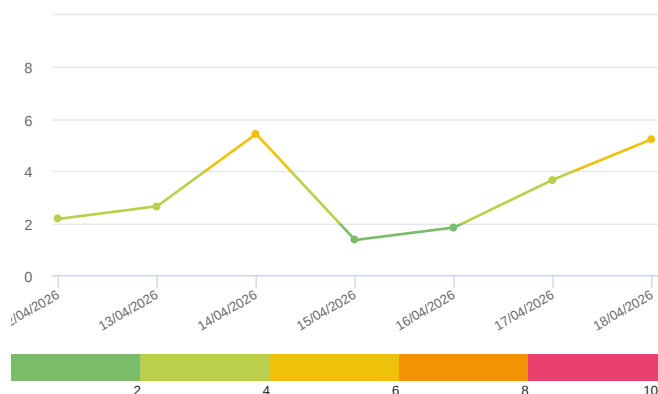
CO (ppb)



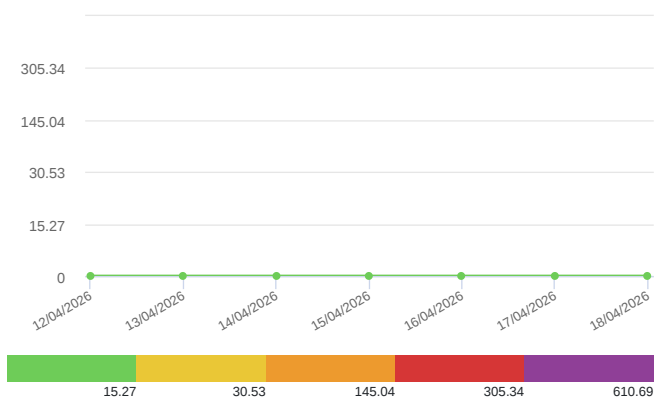
Temperature (°C)



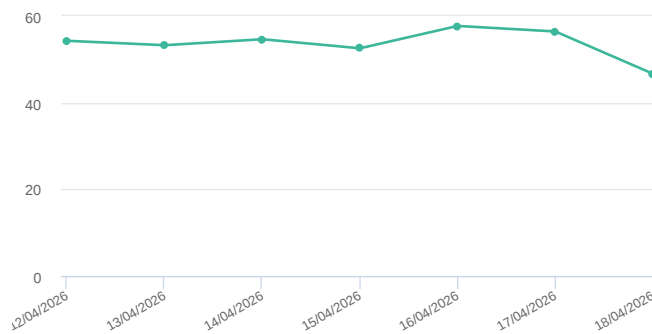
Wind Speed (m/s)



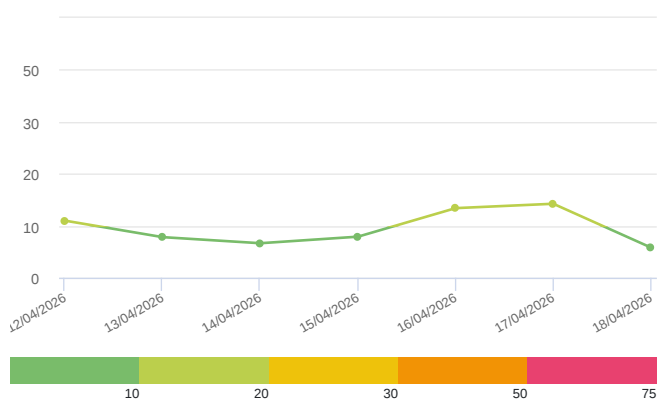
SO<sub>2</sub> (ppb)



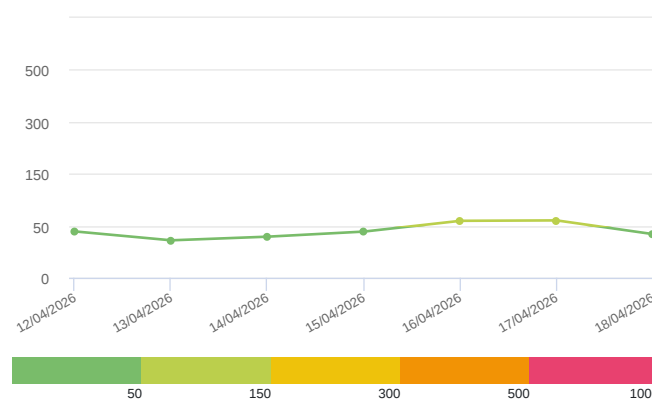
R. Humidity (%)



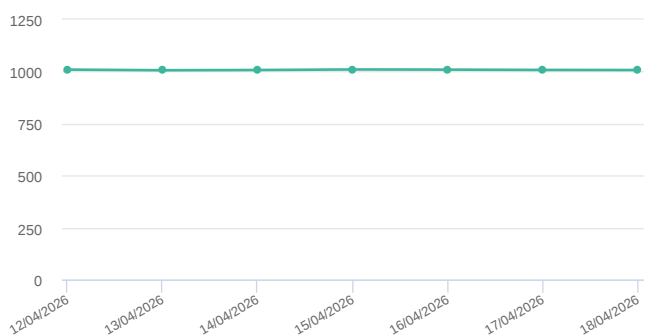
PM<sub>1</sub> (μg/m<sup>3</sup>)



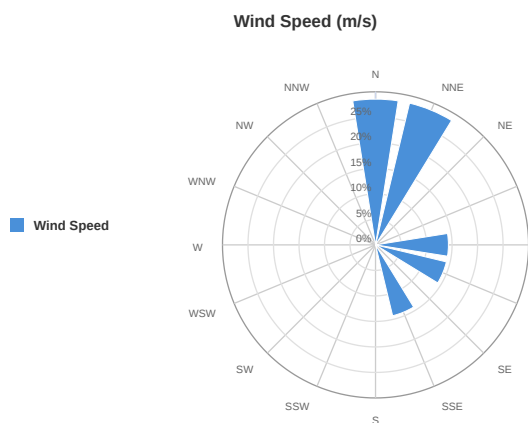
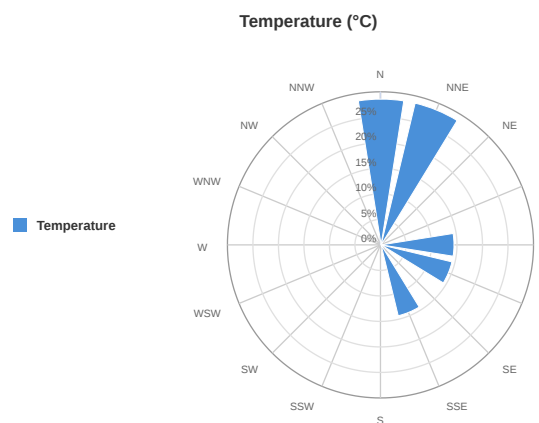
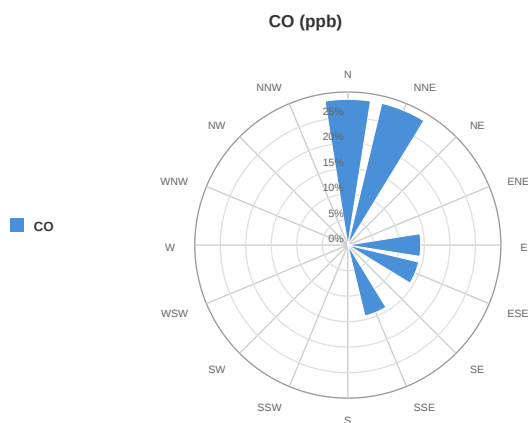
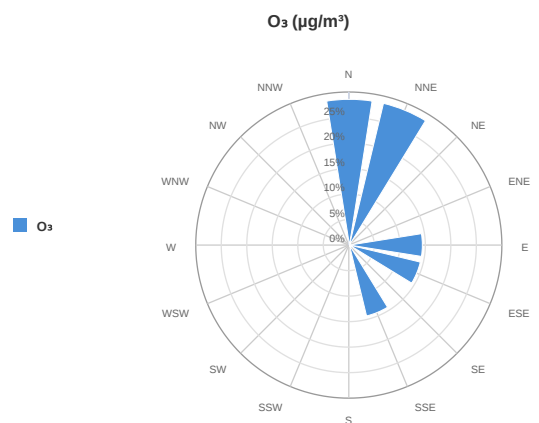
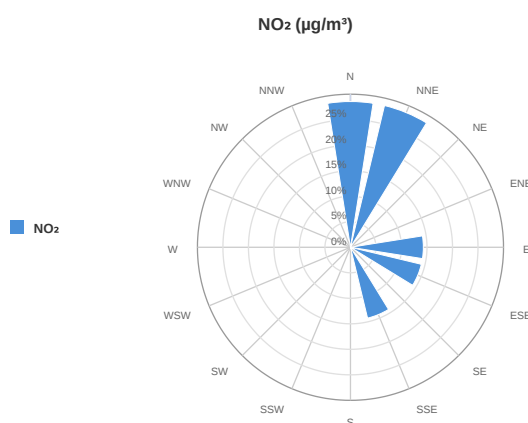
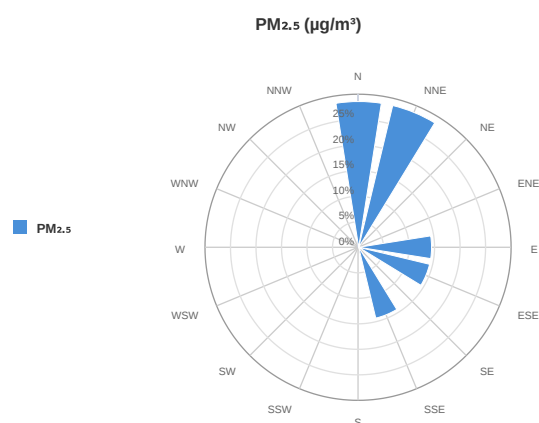
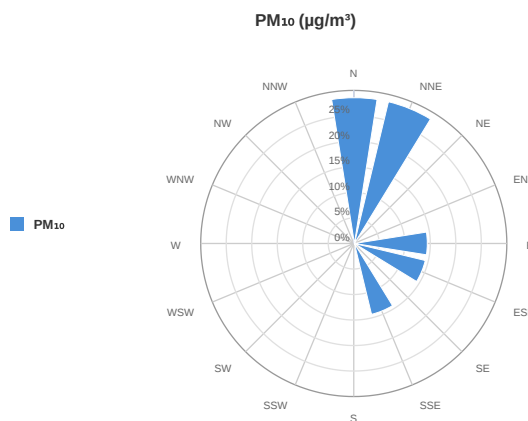
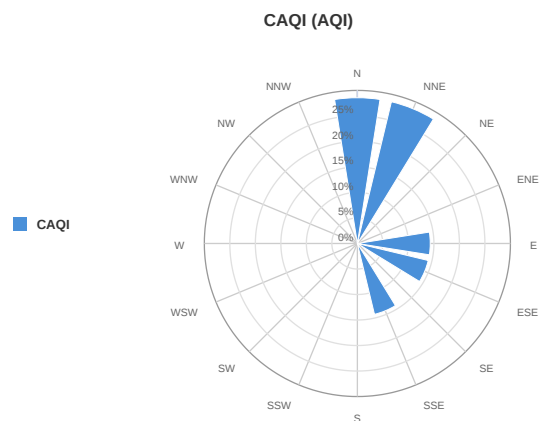
PM<sub>100</sub> (μg/m<sup>3</sup>)



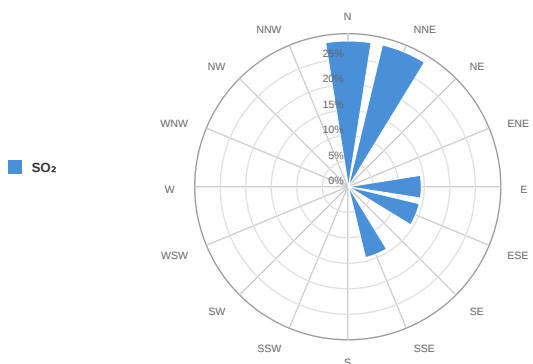
Pressure (hPa)



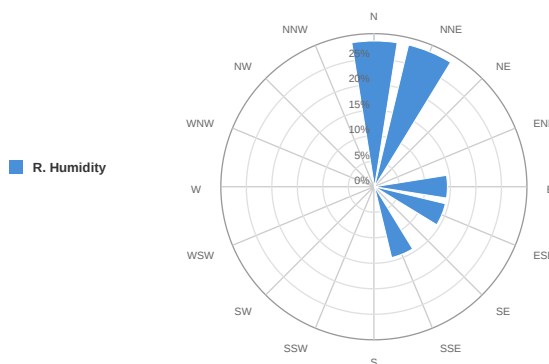
Media zilnică



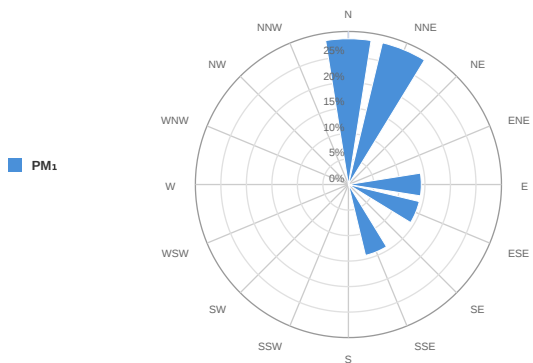
**SO<sub>2</sub> (ppb)**



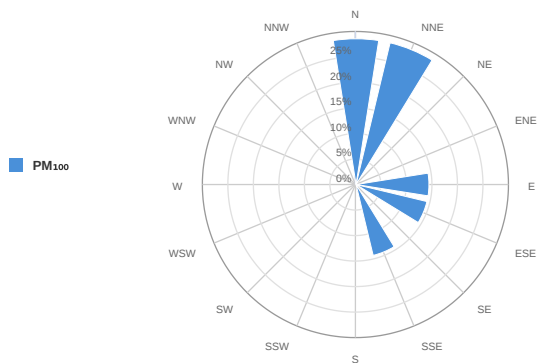
**R. Humidity (%)**



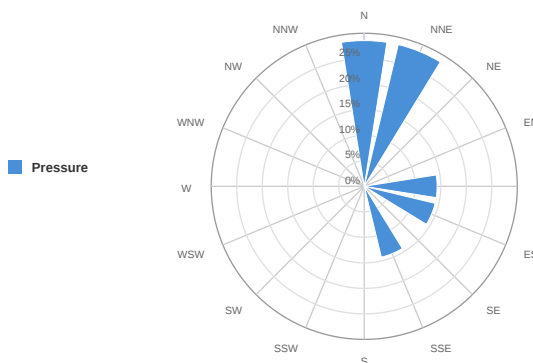
**PM<sub>1</sub> (μg/m<sup>3</sup>)**



**PM<sub>100</sub> (μg/m<sup>3</sup>)**



**Pressure (HPa)**



---

## Alerte

---

No alerts for the selected date and time range

## Parametrii indicelui de calitate al aerului (ICA)

Media zilnică

| To Date           | CAQI<br>AQI | PM <sub>10</sub><br>μg/m <sup>3</sup> | PM <sub>2.5</sub><br>μg/m <sup>3</sup> | NO <sub>2</sub><br>μg/m <sup>3</sup> | O <sub>3</sub><br>μg/m <sup>3</sup> |
|-------------------|-------------|---------------------------------------|--|--------------------------------------|-------------------------------------|
| 12/04/2026, 23:59 | 32          | 31.11                                 | 12.35                                  | 34.67                                | 53.81                               |
| 13/04/2026, 23:59 | 23          | 23.36                                 | 8.94                                   | 37.77                                | 47.78                               |
| 14/04/2026, 23:59 | 25          | 24.72                                 | 7.86                                   | 41.12                                | 38.73                               |
| 15/04/2026, 23:59 | 30          | 28.82                                 | 9.57                                   | 39.91                                | 49.9                                |
| 16/04/2026, 23:59 | 44          | 43.27                                 | 15.58                                  | 42.3                                 | 49.2                                |
| 17/04/2026, 23:59 | 45          | 44.89                                 | 16.43                                  | 39.02                                | 50.54                               |
| 18/04/2026, 23:59 | 25          | 24.84                                 | 7.13                                   | 35.74                                | 54.72                               |

## Alți parametri

Media zilnică

| To Date           | CO<br>ppb | Temperature<br>°C | Wind Speed<br>m/s | Wind Direction<br>degree | Battery<br>% | SO <sub>2</sub><br>ppb | R. Humidity<br>% | PM <sub>1</sub><br>μg/m <sup>3</sup> | PM <sub>100</sub><br>μg/m <sup>3</sup> | Pressure<br>HPa |
|-------------------|-----------|-------------------|-------------------|--------------------------|--------------|------------------------|------------------|--------------------------------------|--|-----------------|
| 12/04/2026, 23:59 | 260.46    | 10.56             | 2.16              | 82.29                    | 100          | 0                      | 54.28            | 10.98                                | 44.56                                  | 1009.64         |
| 13/04/2026, 23:59 | 252.51    | 13.01             | 2.65              | 120.26                   | 100          | 0                      | 53.26            | 7.81                                 | 36                                     | 1006.52         |
| 14/04/2026, 23:59 | 259.32    | 15.55             | 5.43              | 148.67                   | 100          | 0                      | 54.64            | 6.64                                 | 39.51                                  | 1007.71         |
| 15/04/2026, 23:59 | 263.48    | 18.01             | 1.35              | 32.36                    | 100          | 0                      | 52.55            | 7.9                                  | 44.4                                   | 1010.26         |
| 16/04/2026, 23:59 | 284.35    | 18.73             | 1.83              | 12.58                    | 100          | 0                      | 57.71            | 13.39                                | 59.51                                  | 1009.53         |
| 17/04/2026, 23:59 | 271.78    | 18.28             | 3.67              | 3.19                     | 100          | 0                      | 56.43            | 14.23                                | 60.25                                  | 1008.1          |
| 18/04/2026, 23:59 | 237.26    | 16.06             | 5.23              | 4.07                     | 100          | 0                      | 46.67            | 5.81                                 | 41.97                                  | 1007.56         |

Oizom will not be responsible for Environmental Data accuracy once Validated