

Primaria Giroc (Chisoda)

WEEKLY AIR-QUALITY REPORT

Timp de la: **05/04/2026, 00:00**
Timp până la: **12/04/2026, 00:00**

Numele dispozitivului: **Primaria Giroc (Chisoda)**
Locația dispozitivului: **Strada Oltului 2, Chișoda 307221, Romania**

Parametrii: **NO₂ , O₃ , PM_{2.5} , PM₁₀ , Wind Speed , Wind Direction , CO , SO₂ , R. Humidity , PM₁ , PM₁₀₀ , Pressure , Temperature**

Primaria Giroc (Chisoda)
Strada Oltului 2, Chișoda 307221,
Romania



Media indicelui de calitate al aerului (ICA): **32**

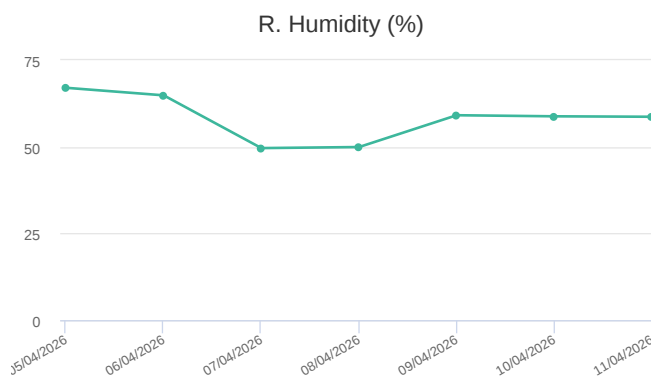
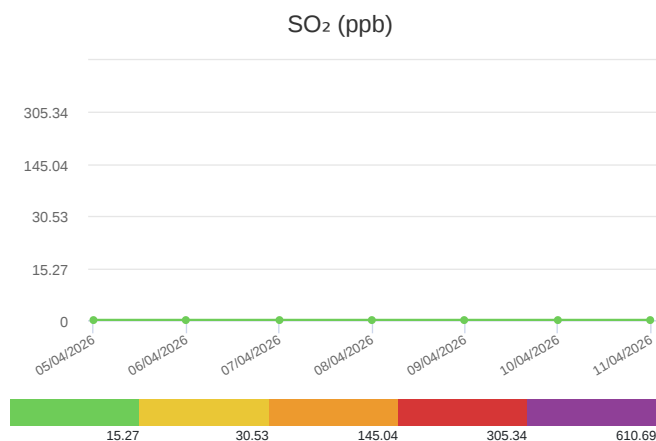
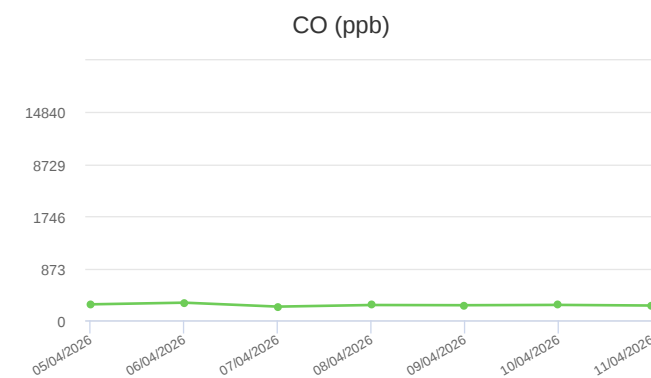
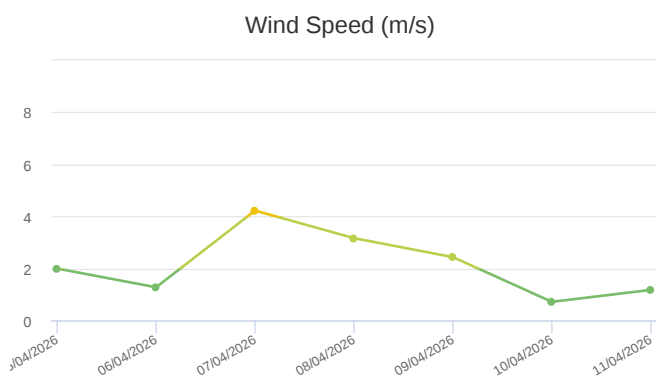
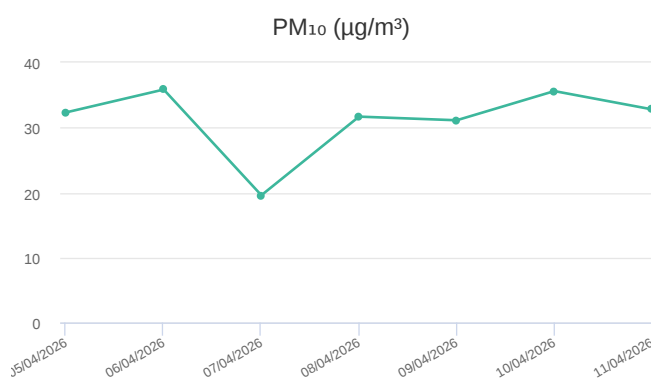
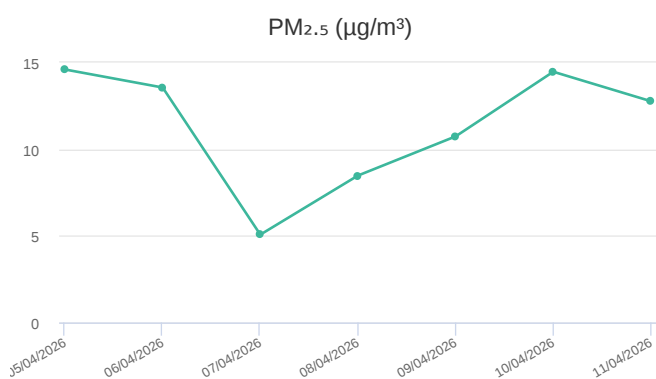
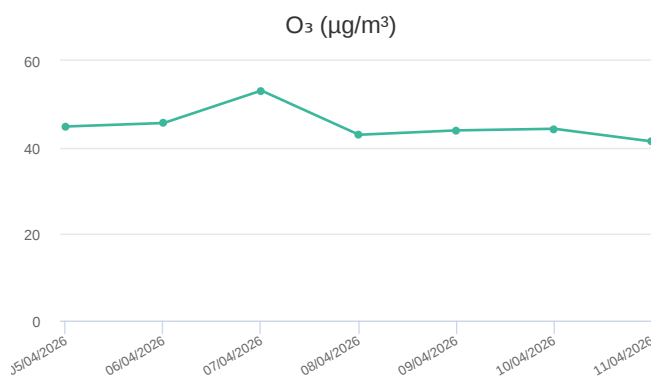
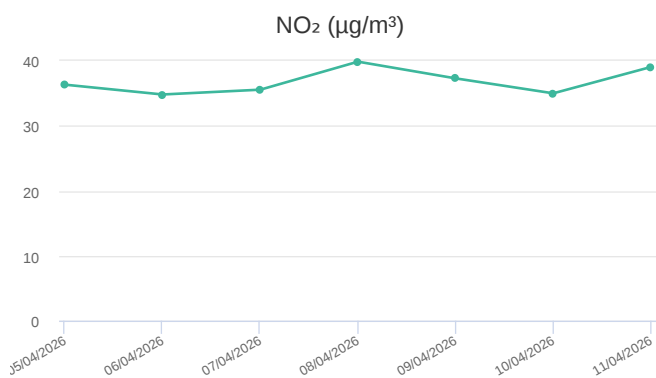
Prezentare generală zilnică: Parametrii indicelui de calitate al aerului (ICA)

	NO ₂ μg/m ³	O ₃ μg/m ³	PM _{2.5} μg/m ³	PM ₁₀ μg/m ³
Average	36.84	45.16	11.38	31.28
Maximum	39.86	53.12	14.6	35.85
Date	08/04/2026	07/04/2026	05/04/2026	06/04/2026
Minimum	34.81	41.38	5.07	19.58
Date	06/04/2026	11/04/2026	07/04/2026	07/04/2026

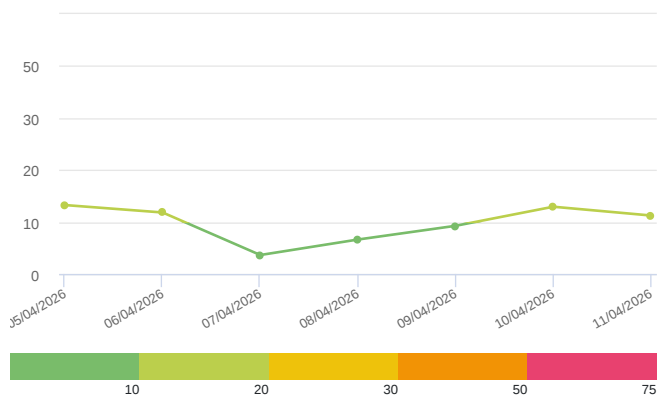
Prezentare generală zilnică: Alți parametri

	Wind Speed m/s	Wind Direction degree	Battery %	CO ppb	SO ₂ ppb	R. Humidity %	PM ₁ μg/m ³	PM ₁₀₀ μg/m ³	Pressure hPa	Temperature °C
Average	1.82	316.31	100	258.6	0	58.29	9.82	47.42	1010.76	11.55
Maximum	4.22	310.78	100	296.17	0	67.03	13.25	53.12	1013.28	15.48
Date	07/04/2026	07/04/2026	05/04/2026	06/04/2026	05/04/2026	05/04/2026	05/04/2026	10/04/2026	05/04/2026	06/04/2026
Minimum	0.71	240.93	100	229.59	0	49.63	3.64	34.78	1008.16	8.13
Date	10/04/2026	10/04/2026	05/04/2026	07/04/2026	05/04/2026	07/04/2026	07/04/2026	07/04/2026	10/04/2026	09/04/2026

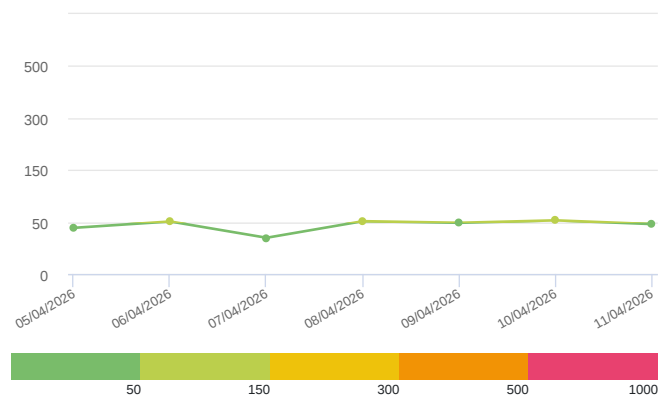
Media zilnică



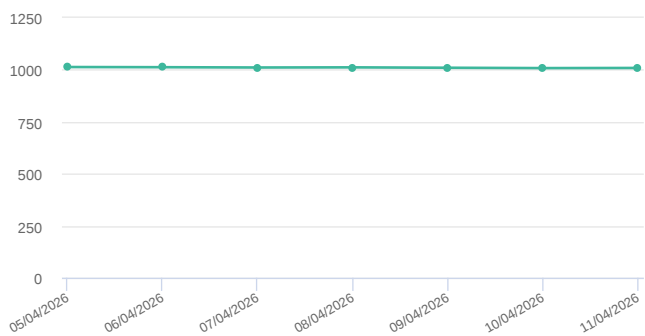
PM₁ (μg/m³)



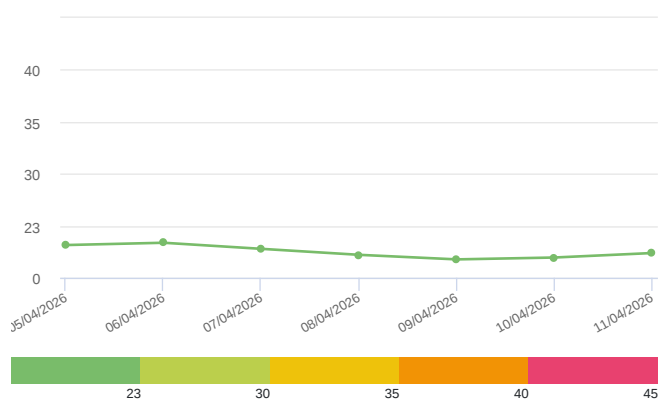
PM₁₀₀ (μg/m³)



Pressure (hPa)

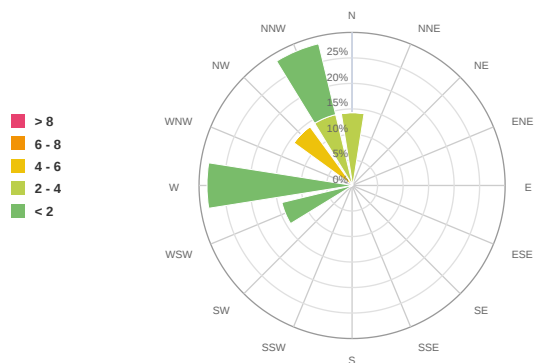


Temperature (°C)

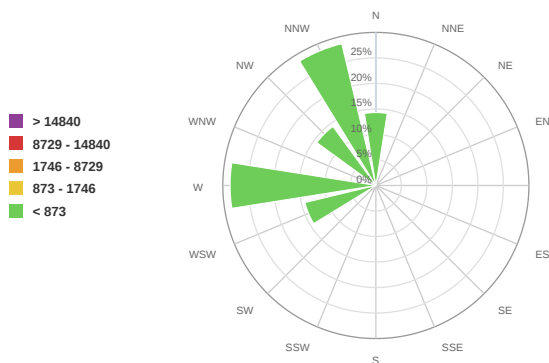


Media zilnică

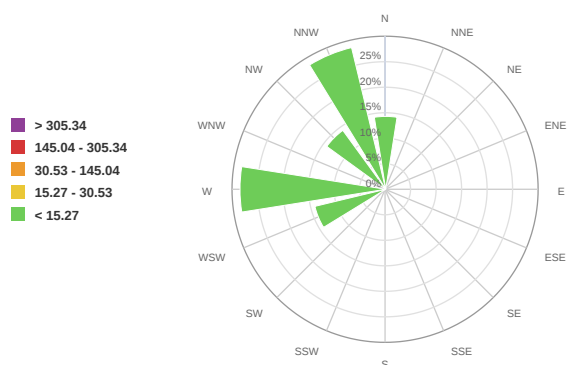
Wind Speed (m/s)



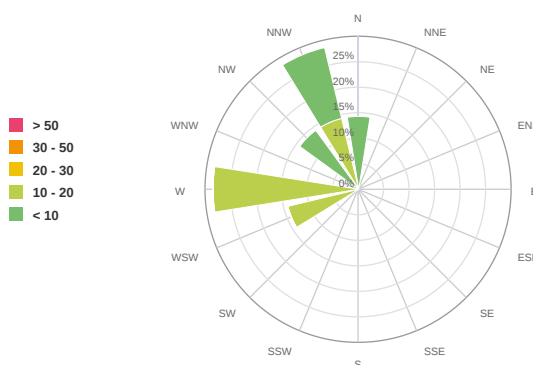
CO (ppb)



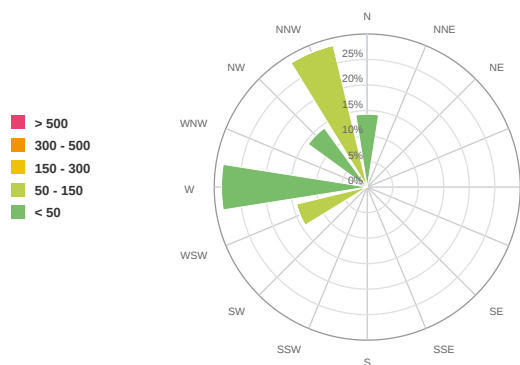
SO₂ (ppb)



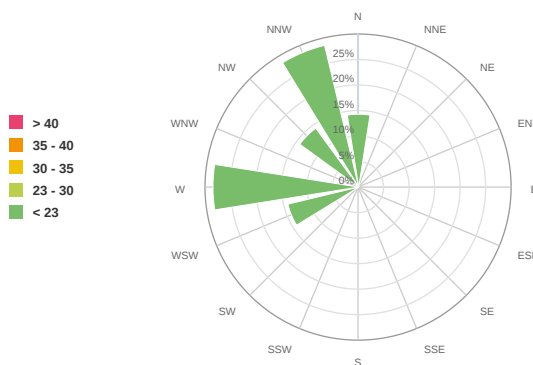
PM₁ (μg/m³)



PM₁₀₀ (μg/m³)



Temperature (°C)



Alerte

No alerts for the selected date and time range

Parametrii indicelui de calitate al aerului (ICA)

Media zilnică

To Date	NO ₂ μg/m ³	O ₃ μg/m ³	PM _{2.5} μg/m ³	PM ₁₀ μg/m ³
05/04/2026, 23:59	36.32	44.83	14.6	32.33
06/04/2026, 23:59	34.81	45.63	13.56	35.85
07/04/2026, 23:59	35.55	53.12	5.07	19.58
08/04/2026, 23:59	39.86	42.92	8.48	31.68
09/04/2026, 23:59	37.29	43.93	10.74	31.12
10/04/2026, 23:59	34.99	44.3	14.47	35.61
11/04/2026, 23:59	39.04	41.38	12.77	32.8

Alți parametri

Media zilnică

To Date	Wind Speed m/s	Wind Direction degree	Battery %	CO ppb	SO ₂ ppb	R. Humidity %	PM ₁ μg/m ³	PM ₁₀₀ μg/m ³	Pressure HPa	Temperature °C
05/04/2026, 23:59	1.99	276.36	100	268.27	0	67.03	13.25	44.37	1013.28	14.46
06/04/2026, 23:59	1.27	337.9	100	296.17	0	64.85	11.82	50.91	1012.45	15.48
07/04/2026, 23:59	4.22	310.78	100	229.59	0	49.63	3.64	34.78	1011.05	12.79
08/04/2026, 23:59	3.16	341.43	100	256.24	0	49.93	6.62	51.54	1011.7	10.15
09/04/2026, 23:59	2.43	352.12	100	253.18	0	59.11	9.26	49.21	1009.85	8.13
10/04/2026, 23:59	0.71	240.93	100	258.56	0	58.8	12.93	53.12	1008.16	8.95
11/04/2026, 23:59	1.17	268.69	100	248.22	0	58.67	11.24	47.97	1008.85	10.92

Oizom will not be responsible for Environmental Data accuracy once Validated