

Primaria Giroc (Chisoda)

WEEKLY AIR-QUALITY REPORT

Timp de la: **29/03/2026, 00:00**
Timp până la: **05/04/2026, 00:00**

Numele dispozitivului: **Primaria Giroc (Chisoda)**
Locația dispozitivului: **Strada Oltului 2, Chișoda 307221, Romania**

Parametrii: **NO₂ , O₃ , PM_{2.5} , PM₁₀ , Wind Speed , Wind Direction , CO , SO₂ , R. Humidity , PM₁ , PM₁₀₀ , Pressure , Temperature**

Primaria Giroc (Chisoda)
Strada Oltului 2, Chișoda 307221,
Romania



Media indicelui de calitate al aerului (ICA): **49**

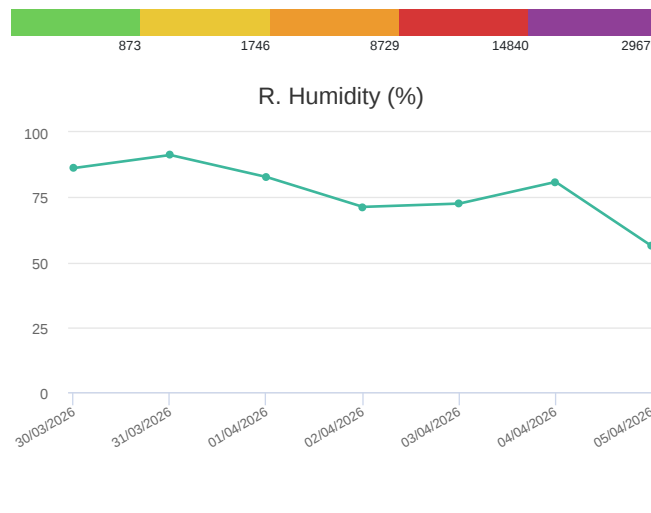
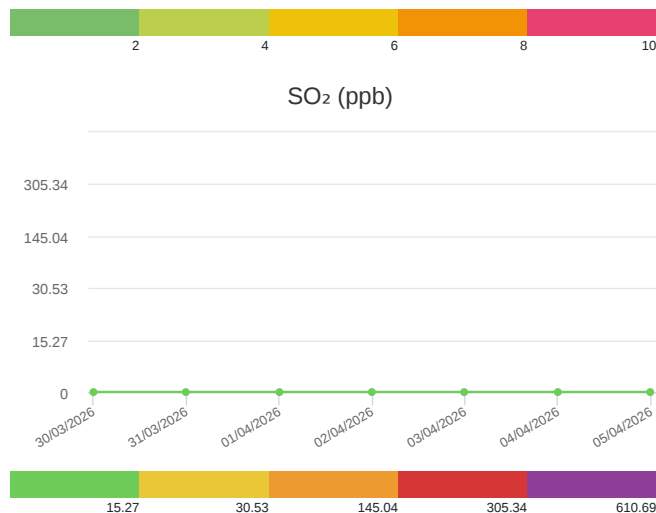
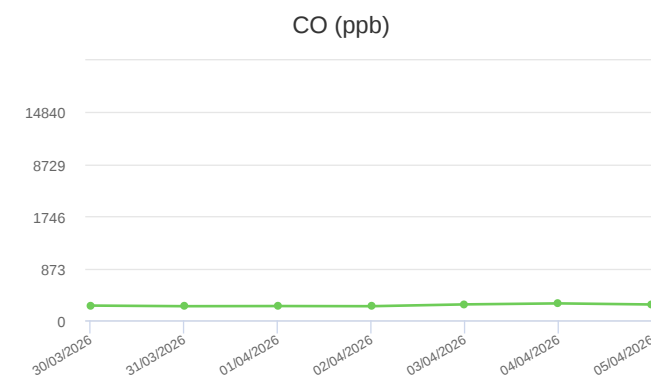
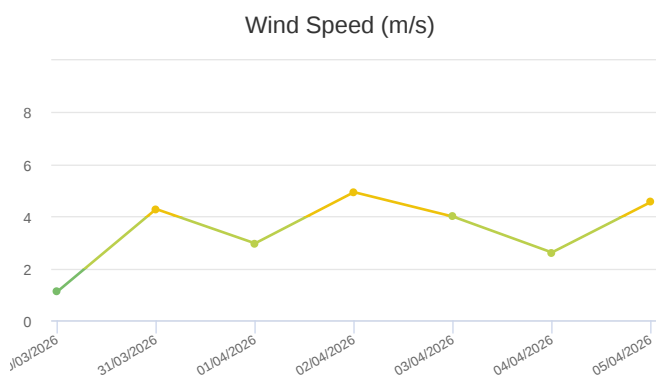
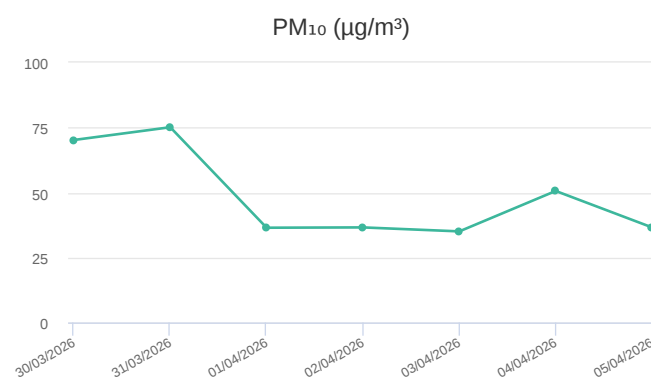
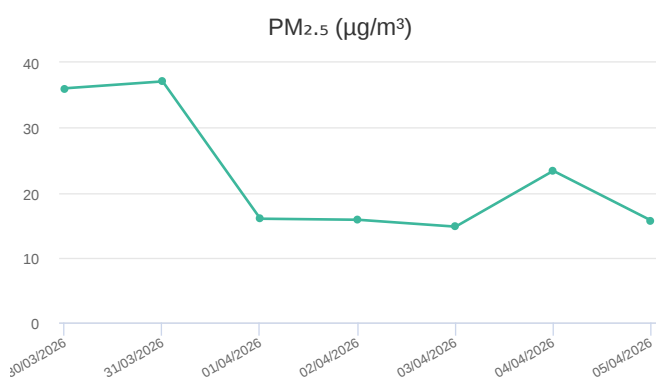
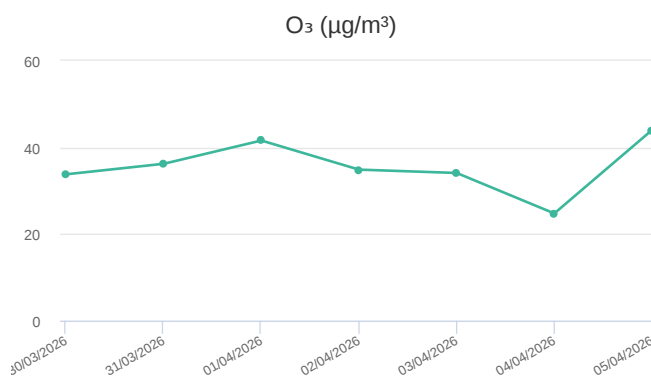
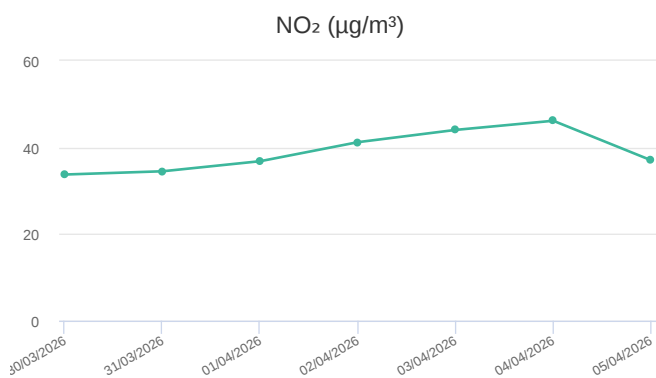
Prezentare generală zilnică: Parametrii indicelui de calitate al aerului (ICA)

| | NO ₂ μg/m ³ | O ₃ μg/m ³ | PM _{2.5} μg/m ³ | PM ₁₀ μg/m ³ |
|----------------|--------------------------------------|-------------------------------------|--|---------------------------------------|
| Average | 39.07 | 35.62 | 22.68 | 48.66 |
| Maximum | 46.15 | 44 | 37.1 | 75.12 |
| Date | 04/04/2026 | 05/04/2026 | 31/03/2026 | 31/03/2026 |
| Minimum | 33.74 | 24.76 | 14.75 | 35.05 |
| Date | 30/03/2026 | 04/04/2026 | 03/04/2026 | 03/04/2026 |

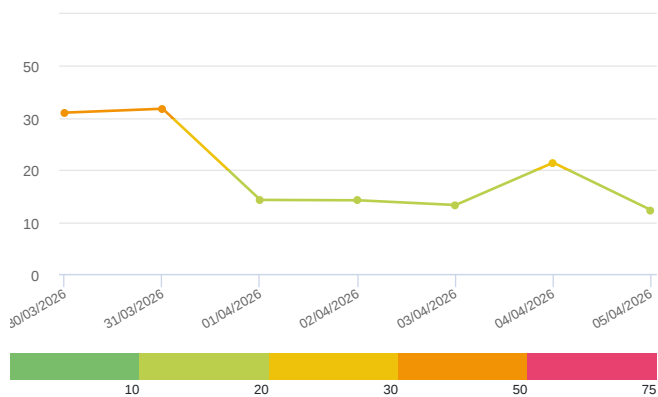
Prezentare generală zilnică: Alți parametri

| | Wind Speed m/s | Wind Direction degree | Battery % | CO ppb | SO ₂ ppb | R. Humidity % | PM ₁ μg/m ³ | PM ₁₀₀ μg/m ³ | Pressure hPa | Temperature °C |
|----------------|-------------------|--------------------------|--------------|------------|------------------------|------------------|--------------------------------------|--|-----------------|-------------------|
| Average | 2.45 | 342.74 | 100 | 253.87 | 0 | 77.27 | 20.14 | 61.39 | 1001.73 | 10.58 |
| Maximum | 4.93 | 17.78 | 100 | 283.93 | 0 | 91.22 | 33.56 | 86.52 | 1008.13 | 13.77 |
| Date | 02/04/2026 | 02/04/2026 | 30/03/2026 | 04/04/2026 | 30/03/2026 | 31/03/2026 | 31/03/2026 | 31/03/2026 | 05/04/2026 | 05/04/2026 |
| Minimum | 1.1 | 173.13 | 100 | 236.51 | 0 | 56.11 | 12.3 | 49.07 | 995.17 | 7.46 |
| Date | 30/03/2026 | 30/03/2026 | 30/03/2026 | 02/04/2026 | 30/03/2026 | 05/04/2026 | 05/04/2026 | 03/04/2026 | 03/04/2026 | 01/04/2026 |

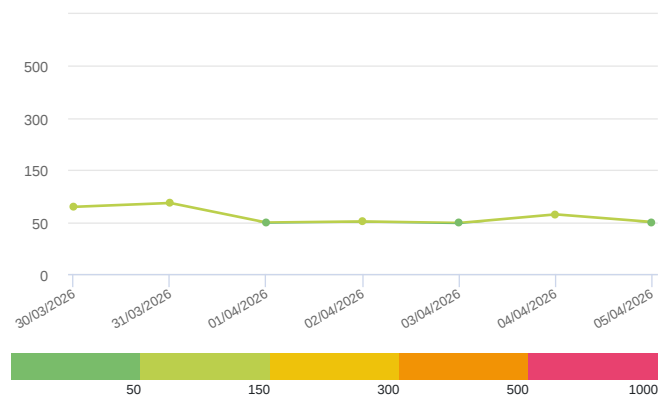
Media zilnică



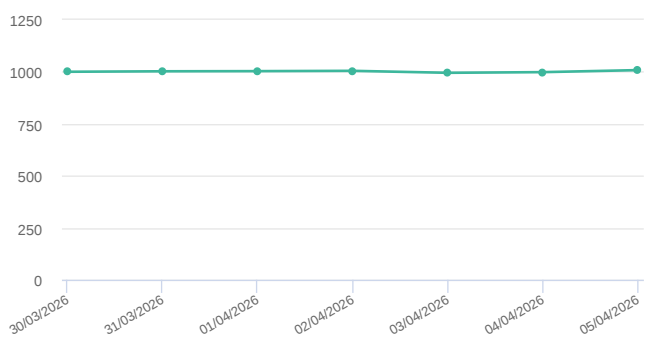
PM₁ (μg/m³)



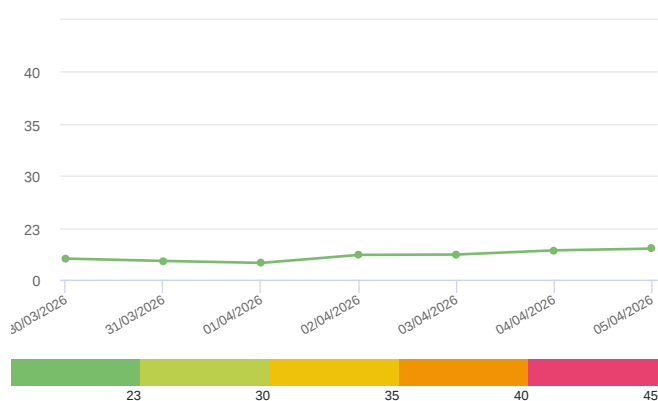
PM₁₀₀ (μg/m³)



Pressure (hPa)

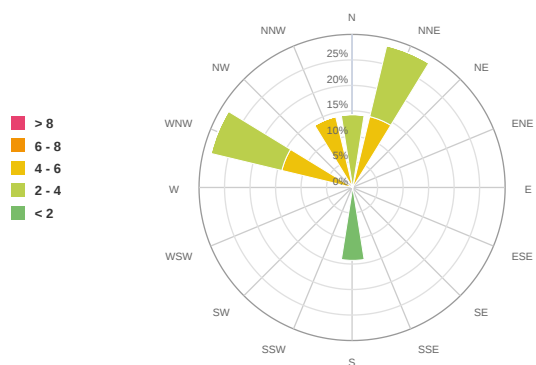


Temperature (°C)

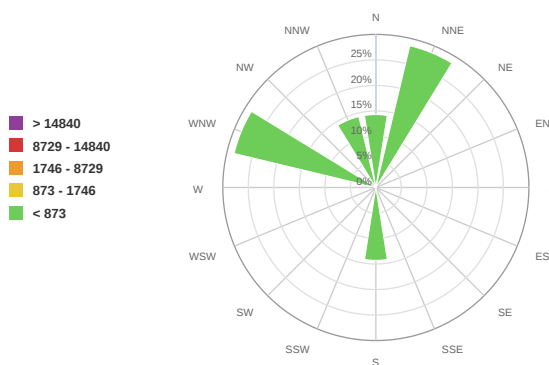


Media zilnică

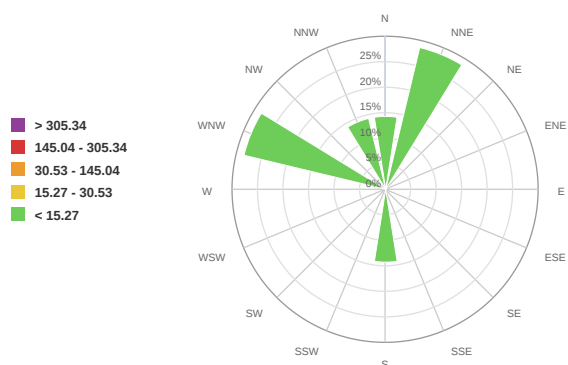
Wind Speed (m/s)



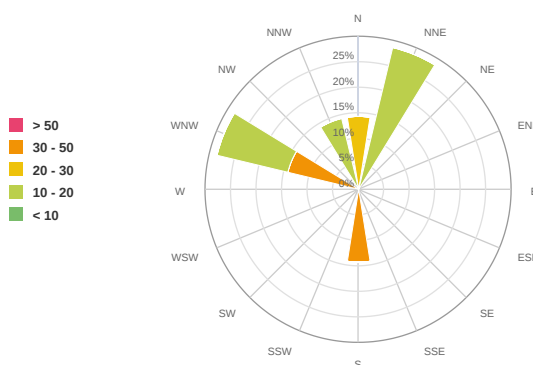
CO (ppb)



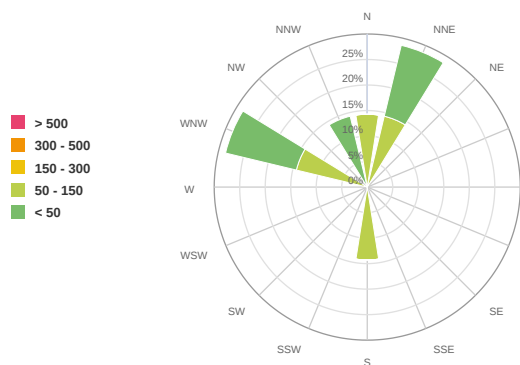
SO₂ (ppb)



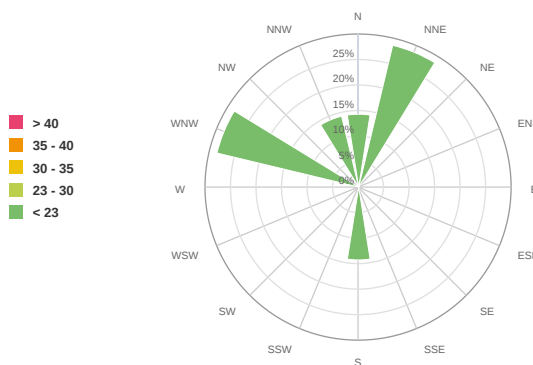
PM₁ (μg/m³)



PM₁₀₀ (μg/m³)



Temperature (°C)



Alerte

No alerts for the selected date and time range

Parametrii indicelui de calitate al aerului (ICA)

Media zilnică

| To Date | NO ₂ μg/m ³ | O ₃ μg/m ³ | PM _{2.5} μg/m ³ | PM ₁₀ μg/m ³ |
|-------------------|--------------------------------------|-------------------------------------|--|---------------------------------------|
| 30/03/2026, 00:59 | 33.74 | 33.79 | 36.04 | 70.21 |
| 31/03/2026, 00:59 | 34.49 | 36.22 | 37.1 | 75.12 |
| 01/04/2026, 00:59 | 36.82 | 41.59 | 15.97 | 36.46 |
| 02/04/2026, 00:59 | 41.21 | 34.87 | 15.81 | 36.58 |
| 03/04/2026, 00:59 | 44.04 | 34.1 | 14.75 | 35.05 |
| 04/04/2026, 00:59 | 46.15 | 24.76 | 23.34 | 50.6 |
| 05/04/2026, 00:59 | 37.05 | 44 | 15.71 | 36.58 |

Alți parametri

Media zilnică

| To Date | Wind Speed m/s | Wind Direction degree | Battery % | CO ppb | SO ₂ ppb | R. Humidity % | PM ₁ μg/m ³ | PM ₁₀₀ μg/m ³ | Pressure HPa | Temperature °C |
|-------------------|-------------------|--------------------------|--------------|-----------|------------------------|------------------|--------------------------------------|--|-----------------|-------------------|
| 30/03/2026, 00:59 | 1.1 | 173.13 | 100 | 247.27 | 0 | 86.19 | 32.06 | 79.08 | 1000.19 | 9.36 |
| 31/03/2026, 00:59 | 4.28 | 286.41 | 100 | 236.96 | 0 | 91.22 | 33.56 | 86.52 | 1002.44 | 8.33 |
| 01/04/2026, 00:59 | 2.96 | 295.15 | 100 | 239.38 | 0 | 82.75 | 14.24 | 49.43 | 1003.16 | 7.46 |
| 02/04/2026, 00:59 | 4.93 | 17.78 | 100 | 236.51 | 0 | 71.25 | 14.17 | 50.99 | 1004.64 | 10.99 |
| 03/04/2026, 00:59 | 3.99 | 29.69 | 100 | 267.41 | 0 | 72.53 | 13.26 | 49.07 | 995.17 | 11.15 |
| 04/04/2026, 00:59 | 2.61 | 351.14 | 100 | 283.93 | 0 | 80.86 | 21.41 | 64.63 | 998.36 | 13.02 |
| 05/04/2026, 00:59 | 4.55 | 340.48 | 100 | 265.62 | 0 | 56.11 | 12.3 | 50 | 1008.13 | 13.77 |

Oizom will not be responsible for Environmental Data accuracy once Validated